

## September 2021 Quarterly Activities Report

### HIGHLIGHTS

#### NEPEAN NICKEL PROJECT JV (20:80 LSR:AOU)

- Nepean Deeps - Successful Nepean Deeps drilling program targeting extensions to high-grade nickel sulphide mineralisation beneath the historic mine workings. NPDD008 intersected three intervals of the highly prospective ultramafic package below the pegmatite<sup>1</sup>.
- Three high priority off-hole conductors identified by down hole geophysics are being targeted by drilling currently underway<sup>2</sup>.
- Commencement of Scoping Study investigating the opportunity for early stage mining operations and cash flow generation from the project.

#### EARAHEEDY – IMBIN (LSR-100%)

- Growing awareness of an emerging metallogenic province with Rumble Resource's and Strickland Metal's major Zn-Pb discoveries.
- Preliminary review of heli-EM survey identifies 15 discrete conductors representing potential massive sulphides within the 20km long Imbin Cu-Au corridor. The conductors are located along major structural breaks and in magnetic domains that represent potential intrusive centres, increasing their importance as priority drill targets.
- Soil geochemistry completed over 10km of the Frere unconformity Zn-Pb target.

#### CAMEL HILLS (LSR-100%)

- Soil geochemistry completed over 5km long Big Sky gold trend.

#### COOLGARDIE WEST (LSR-100%)

- Potential for gold, nickel and lithium-bearing pegmatites, 10km west of Coolgardie. Extensive soil geochemistry program planned for Q4.

#### NEDS CREEK JV (Vango Mining earning 51%)

- 3,000m RC drilling program underway subsequent to September quarter.

### CORPORATE

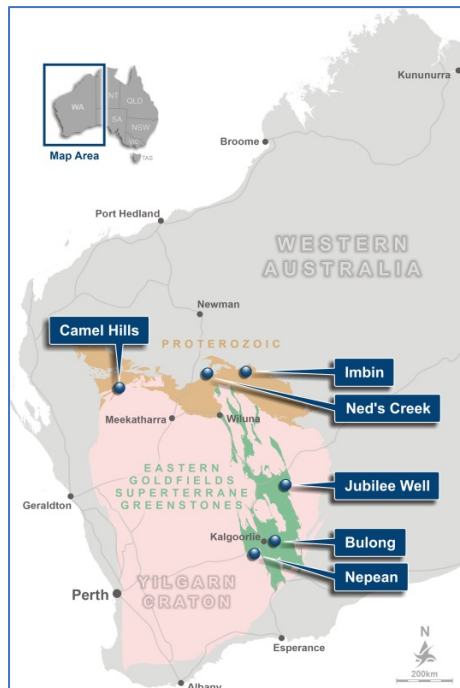
- Approximately \$1M raised through the issue of 100M shares at 1c per share with a one for two attaching unlisted option exercisable at \$0.03 by 31<sup>st</sup> December 2022, subsequent to end of quarter.
- Funds raised will be used to advance exploration on the Nepean Nickel Project JV, test multiple targets at the Imbin and other projects and for working capital purposes.

---

<sup>1</sup> See Auroch Mineral's ASX announcement dated 5<sup>th</sup> October 2021.

<sup>2</sup> See Auroch Mineral's ASX announcement dated 20<sup>th</sup> October 2021.

Lodestar is a West Australian gold and base metal explorer with projects located in the eastern goldfields and northern Yilgarn (see Figure 1).



**Figure 1 Project location**

### NEPEAN NICKEL PROJECT JV (LSR-20%)

The Nepean JV achieved an important milestone with the successful completion of NPDD008 at a depth of 1,291m. The Nepean Deeps drilling program is a key element of the exploration strategy at Nepean, targeting near mine extensions to mineralisation at depth, along strike and new discoveries from regional exploration.

NPDD008 is the first hole to penetrate the pegmatite intrusion beneath the historic mine workings and was highly successful in intersecting three potentially mineralised ultramafic units within the greenstone sequence below the pegmatite and a shallower ultramafic, above the pegmatite, at 481m<sup>3</sup>.

The key intersections from NPDD008 include the following ultramafic units;

- Above the pegmatite at 481m to 513m – possibly equivalent to Sill 1 of the Nepean mine sequence.
- Below the pegmatite at 1088.5m to 1108.5m; 1144.5m to 1148.35m and 1210.5m to 1233.0m, inspection has confirmed these units include higher Mg orthocumulate compositions that have greater potential to host mineralisation.
- The ultramafic units intersected below the pegmatite are believed to be the equivalent of the Nepean mine stratigraphy and are therefore highly prospective.

High powered down hole geophysical surveys were completed in NPDD008 subsequent to the reporting period<sup>4</sup>. Significant off-hole conductors, broadly coincident with the ultramafic intervals were identified from down hole electromagnetic (DHEM) and magnetometric resistivity (DHMMR) surveys and are currently being targeted by follow up drilling.

A scoping study to investigate the potential for a near-term open pit and underground mining operation to generate early cash flow from the Nepean Nickel Project was initiated in September and is on-going. The study is being led by industry consultants P1 Australasia Pty Ltd.

Regional exploration continued with a further eight RC holes for 1628m testing a number of targets along strike from the Nepean mine.

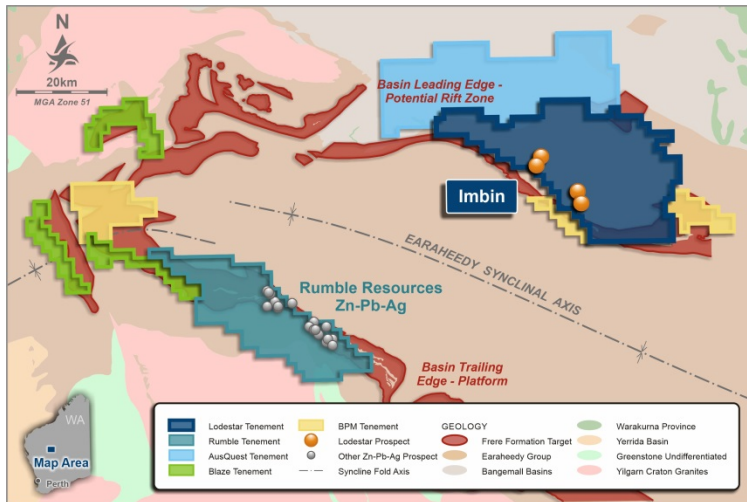
<sup>3</sup> See Auroch's ASX announcement dated 5<sup>th</sup> October 2021.

<sup>4</sup> See Auroch's ASX announcement dated 20<sup>th</sup> October 2021.

## EARAHEEDY-IMBIN BASE METAL PROJECT (LSR-100%)

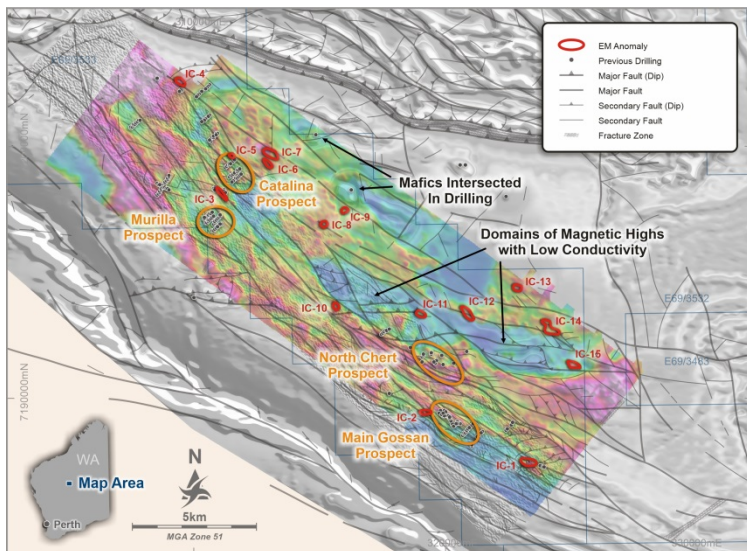
The preliminary review of Lodestar’s NRG Xcite™ heli-EM survey has identified at least 15 discrete conductors representing priority targets for initial drilling<sup>5</sup>.

The Imbin project is located within lower Earaheedy Basin sediments comprising carbonaceous shale, sandstones, dolomitic shale/siltstone and chert on the north western margin of the Earaheedy Basin (see Figure 2). Mafic rocks identified within the sedimentary sequence by Mount Isa Mines Exploration<sup>6</sup> and Empire Resources<sup>7</sup> confirm the potential for significant Cu-Ag-Au mineralisation related to a rifted margin setting on the northern boundary of the Earaheedy.



**Figure 2 Imbin Project location.**

The EM targets occur in areas of shallow sand cover and no previous drilling and almost all are related to major northwest trending structures that may represent either the reworked margins of local sub-basins or the axes of major folds. The structural setting is consistent with the folded and faulted Imbin terrane where the distribution of massive sulphide mineralisation is likely to be controlled or influenced by post-depositional events (see Figure 3). Lodestar is committed to testing these drill targets as soon as possible and is eagerly anticipating grant of the tenement (E69/3533) by the DMIRS.



**Figure 3 NRG Xcite heli EM anomalies on regional 1VD RTP aeromagnetics and structural interpretation.**

<sup>5</sup> See Lodestar’s ASX announcement dated 2<sup>nd</sup> September 2021.

<sup>6</sup> See open file WAMEX report A56029.

<sup>7</sup> See open file WAMEX reports A88762 & A88867.

Lodestar has completed first-pass geochemical sampling over 10km of the Frere unconformity Zn-Pb target. A total 328 soil samples were collected north of outcropping granular iron formation (Frere Formation) in an area of extensive colluvial and transported sand cover and submitted for Ultrafine™ analysis. Assay results are awaited.

#### **CAMEL HILLS GOLD PROJECT (LSR-100%)**

Soil sampling was completed over 5km of strike, extending sampling over the entire magnetic contact northeast of the Big Sky prospect. A total of 290 samples were collected and submitted for multi-element analysis. In addition, 20 drainage samples were collected from the southern side of the Camel Hills ridge to test for gold mineralisation on the southern contact of the Camel Hills magnetic anomaly. The drainage samples were submitted for low level bulk leach extractable gold (BLEG) assay. Assay results are awaited.

#### **COOLGARDIE WEST (LSR-100%)**

Lodestar acquired E15/1813 located 10km west of Coolgardie, currently under application. The tenement includes 5km of Coolgardie greenstone, along strike from and adjacent to the nickel mineralisation at Miriam-Boucher and Nepean, lithium and tantalum-bearing pegmatites at Londonderry and Red Panda and numerous gold prospects and mines. Although the tenement is easily accessible and traversed by the Great Eastern Highway, little historic exploration has been reported from the area (see Lodestar's ASX announcement dated 11<sup>th</sup> October 2021).

Lodestar has completed a review of publicly available data and comprehensive work programs, including extensive soil geochemistry over the greenstone and potential mineralised structures, will commence in the December quarter.

#### **NED'S CREEK JV (Vango Mining (ASX:VAN) earning 51%)**

Subsequent to the reporting period a 3,000m RC drilling program commenced at the Contessa gold prospect (see Lodestar's ASX announcement dated 6<sup>th</sup> October 2021). The drilling is targeting the granite contact over a length of 700m as a primary source of the bonanza grade of **4m at 74g/t Au** intersected in LNRC026<sup>8</sup>, within the extensive alteration and gold halo present on the margins of the granite. Additional holes will be completed at the Central Park gold prospect to test down-dip from intersections of **21m at 0.7g/t Au** and **7m at 1.4g/t Au** in previous RC drilling<sup>9</sup>, also on the granite contact.

The flat-lying supergene zone mineralisation at Contessa will be tested by vertical RC holes to confirm the extent and grade of intersections reported from aircore drilling (see Lodestar's ASX announcements dated 1<sup>st</sup> March 2013, 1<sup>st</sup> December 2016 and 10<sup>th</sup> February 2020). The RC drilling will support a maiden resource estimate and assessment of the viability of a shallow, open pit operation at Contessa.

---

<sup>8</sup> See Lodestar's ASX announcement dated 22<sup>nd</sup> May 2018.

<sup>9</sup> See Lodestar's ASX announcement dated 28<sup>th</sup> November 2018.

## ADDITIONAL ASX INFORMATION

The following information is provided as required under ASX Listing Rule 5.3 that has not been disclosed in the body of the quarterly activities statement.

- ASX Listing Rule 5.3.1: Exploration expenditure during the quarter was \$517,000, excluding payments for staff costs. This exploration expenditure is comprises:
  - \$267,000 relating to LSR's 20% working interest in the Nepean Project
  - \$168,000 relating to surveying costs at LSR's Earahedy-Imbin tenements
  - \$50,000 relating to acquisition of E15/1813 exploration licence
- ASX Listing Rule 5.3.5: A total payment related parties for the quarter of \$88,000, comprising:
  - \$51,000 for payments of salaries and superannuation to Directors; and
  - \$37,000 for payments of company management fees to a Director related entity.

### Contacts

Bill Clayton	Media enquiries
Managing Director <a href="mailto:info@lodestarminerals.com.au">info@lodestarminerals.com.au</a> +61 8 9435 3200	Michael Vaughan, Fivemark Partners <a href="mailto:michael.vaughan@fivemark.com.au">michael.vaughan@fivemark.com.au</a> +61 422 602 720

### About Lodestar

Lodestar Minerals is an active Western Australian gold and base metal explorer.

Lodestar's projects comprise the advanced Nepean Nickel Project JV, the Ned's Creek JV and the 100% owned Camel Hills, Imbin, Jubilee Well, Coolgardie West and Bulong projects.

The Imbin Project is a major strategic land holding in the emerging Earahedy Province, site of Rumble Resource's recent and potentially world-class Zinc-Lead discoveries. The Imbin Project is located on the northern margin of the prospective basin and is the site of significant historic copper intersections in drilling and approximately 20km of strike of the target Yelma-Frere unconformity

Lodestar discovered multiple zones of syenite intrusion-related gold mineralisation at the Ned's Creek Project on the Yilgarn craton margin, 150km west of Imbin. Vango Mining Limited is earning a 51% interest in the Ned's Creek JV by contributing \$5M of expenditure over 3 years.

Bulong, Coolgardie West and Jubilee Well are recent acquisitions in highly endowed gold districts; first-pass drill programs are being planned.

### Competent Person Statement

*The information in this report that relates to Exploration Results is based on information compiled by Bill Clayton, Managing Director, who is a Member of the Australasian Institute of Geoscientists and has sufficient experience of relevance to the styles of mineralisation and the types of deposits under consideration, and to the activities undertaken, to qualify as a Competent Person as defined in the 2012 Edition of the Joint Ore Reserves Committee (JORC) Australasian Code for Reporting of Exploration Results, Mineral Resources and Ore Reserves. Mr Clayton consents to the inclusion in this report of the matters based on the information in the form and context in which it appears.*

*The information in this announcement that relates to previously released exploration results was disclosed under JORC 2012 in the ASX announcements dated*

- *1<sup>st</sup> March 2013 “LSR Significant Gold Results from Contessa”.*
- *1<sup>st</sup> December 2016 “Contessa-Brumby Aircore Drilling Results”.*
- *22<sup>nd</sup> May 2018 “Outstanding RC Drill Results at Gidgee Flat and Contessa”.*
- *28<sup>th</sup> November 2018 “Gidgee and Central Park Discoveries Continue to Grow”.*
- *10<sup>th</sup> February 2020 “High Grade Initial Drilling Intersections from Neds Creek”.*
- *2<sup>nd</sup> September 2021 “Multiple Conductor Drill Targets Identified at Imbin”.*
- *6<sup>th</sup> October 2021 “3.000m RC Drilling Program to Advance Neds Creek JV”.*
- *11<sup>th</sup> October 2021 “LSR Commences Au-Ni-Li Exploration at Coolgardie West”.*

*These announcements are available to view on the Lodestar website. The company confirms that it is not aware of any new information or data that materially affects the information included in the original market announcement. The company confirms that the form and context in which the Competent Person’s findings are presented have not been materially modified from the original market announcement.*



## APPENDIX 1: Schedule of Exploration Tenements as at 30 September 2021

Tenement Description	Tenement Numbers	Status	Percentage Interest
<b>Ned's Creek</b>			<b>Subject to JV: Vango Mining earning 51%</b>
7 Mile Well	E52/2440	Granted	100% - Audacious Resources
Yowereena Hill	E52/2456	Granted	100% - Audacious Resources.
Little Well	E52/2468	Granted	100% - Audacious Resources
Yowereena Hill	E52/2493	Granted	100% - Audacious Resources
Yowereena Hill	E52/2734	Granted	100% - Lodestar Minerals
Yowereena Hill	E52/3473	Granted	100% - Lodestar Minerals
Yowereena Hill	E52/3476	Granted	100% - Lodestar Minerals
Yowereena Hill	M52/779	Granted	80% - Lodestar Minerals: 20% - Vango Mining
Yowereena Hill	M52/780	Granted	80% - Lodestar Minerals: 20% - Vango Mining
Yowereena Hill	M52/781	Granted	80% - Lodestar Minerals: 20% - Vango Mining
Yowereena Hill	M52/782	Granted	80% - Lodestar Minerals: 20% - Vango Mining
<b>Ned's Creek</b>			<b>Not Subject to JV</b>
Pinyrinny	E52/3798	Granted	100% - Lodestar Minerals
<b>Earaheedy-Imbin</b>			
Ingebong Hills	E69/3483	Granted	100% - Lodestar Minerals
Ingebong Hills	E69/3532	Application	
Ingebong Hills	E69/3952	Application	
Ingebong Hills	E69/3533	Application	
Ingebong Hills	E69/3590	Granted	100% - Lodestar Minerals
Ingebong Hills	E69/3699	Granted	100% - Lodestar Minerals
<b>Camel Hill / Mt Erong</b>			
Meekatharra	E09/2099	Granted	100% - Lodestar Minerals
Meekatharra	E09/2100	Granted	100% - Lodestar Minerals
Meekatharra	E09/2215	Granted	100% - Lodestar Minerals

Tenement Description	Tenement Numbers	Status	Percentage Interest
<b>Nepean</b>	M15/709	Granted	Nepean JV: Auroch-Lodestar (80:20)
	M15/1809	Granted	Nepean JV: Auroch-Lodestar (80:20)
	M15/1887	Application	Nepean JV: Auroch-Lodestar (80:20)
	M15/1890	Application	Nepean JV: Auroch-Lodestar (80:20)
	E15/1828	Application	Nepean JV: Auroch-Lodestar (80:20)
	P15/5738	Granted	Nepean JV: Auroch-Lodestar (80:20)
	P15/5740	Granted	Nepean JV: Auroch-Lodestar (80:20)
	P15/5741	Granted	Nepean JV: Auroch-Lodestar (80:20)
	P15/5742	Granted	Nepean JV: Auroch-Lodestar (80:20)
	P15/5743	Granted	Nepean JV: Auroch-Lodestar (80:20)
	P15/5749	Granted	Nepean JV: Auroch-Lodestar (80:20)
	P15/5750	Granted	Nepean JV: Auroch-Lodestar (80:20)
	P155963	Granted	Nepean JV: Auroch-Lodestar (80:20)
	P15/5965	Granted	Nepean JV: Auroch-Lodestar (80:20)
	<b>Jubilee Well</b>	E38/3054	Granted
<b>Bulong</b>	P25/2593	Granted	100%
	P25/2594	Granted	100%
	P25/2595	Granted	100%
	P25/2596	Granted	100%
	P25/2626	Granted	100%
	P25/2627	Granted	100%
	P25/2628	Granted	100%
	P25/2629	Granted	100%
<b>Coolgardie West</b>	E15/1813	Application	100%



## Appendix 5B

### Mining exploration entity or oil and gas exploration entity quarterly cash flow report

Name of entity

Lodestar Minerals Limited

ABN

32 127 026 528

Quarter ended ("current quarter")

30 September 2021

Consolidated statement of cash flows	Current quarter \$A'000	Year to date (3 months) \$A'000
<b>1. Cash flows from operating activities</b>		
1.1 Receipts from customers	-	-
1.2 Payments for		
(a) exploration & evaluation	(517)	(517)
(b) development	-	-
(c) production	-	-
(d) staff costs	(74)	(74)
(e) administration and corporate costs	(108)	(108)
1.3 Dividends received (see note 3)	-	-
1.4 Interest received	-	-
1.5 Interest and other costs of finance paid	-	-
1.6 Income taxes paid	-	-
1.7 Government grants and tax incentives	-	-
1.8 Other (Farm-out funds received)	-	-
<b>1.9 Net cash from / (used in) operating activities</b>	<b>(699)</b>	<b>(699)</b>
<b>2. Cash flows from investing activities</b>		
2.1 Payments to acquire:		
(a) entities	-	-
(b) tenements	-	-
(c) property, plant and equipment	-	-
(d) exploration & evaluation	-	-
(e) investments	-	-
(f) other non-current assets	-	-

## Mining exploration entity or oil and gas exploration entity quarterly cash flow report

Consolidated statement of cash flows		Current quarter \$A'000	Year to date (3 months) \$A'000
2.2	Proceeds from the disposal of:		
	(a) entities	-	-
	(b) tenements	-	-
	(c) property, plant, and equipment	-	-
	(d) investments	57	57
	(e) other non-current assets	-	-
2.3	Cash flows from loans to other entities	-	-
2.4	Dividends received (see note 3)	-	-
2.5	Other (provide details if material) *	-	-
<b>2.6</b>	<b>Net cash from / (used in) investing activities</b>	<b>57</b>	<b>57</b>
<b>3.</b>	<b>Cash flows from financing activities</b>		
3.1	Proceeds from issues of equity securities (excluding convertible debt securities)	-	-
3.2	Proceeds from issue of convertible debt securities	-	-
3.3	Proceeds from exercise of options	-	-
3.4	Transaction costs related to issues of equity securities or convertible debt securities	-	-
3.5	Proceeds from borrowings	-	-
3.6	Repayment of borrowings	-	-
3.7	Transaction costs related to loans and borrowings	-	-
3.8	Dividends paid	-	-
3.9	Other (lease liabilities right of use assets)	(4)	(4)
<b>3.10</b>	<b>Net cash from / (used in) financing activities</b>	<b>(4)</b>	<b>(4)</b>
<b>4.</b>	<b>Net increase / (decrease) in cash and cash equivalents for the period</b>		
4.1	Cash and cash equivalents at beginning of period	930	930
4.2	Net cash from / (used in) operating activities (item 1.9 above)	(699)	(699)
4.3	Net cash from / (used in) investing activities (item 2.6 above)	57	57

## Mining exploration entity or oil and gas exploration entity quarterly cash flow report

<b>Consolidated statement of cash flows</b>		<b>Current quarter \$A'000</b>	<b>Year to date (3 months) \$A'000</b>
4.4	Net cash from / (used in) financing activities (item 3.10 above)	(4)	(4)
4.5	Effect of movement in exchange rates on cash held	-	-
<b>4.6</b>	<b>Cash and cash equivalents at end of period</b>	<b>284</b>	<b>284</b>

<b>5.</b>	<b>Reconciliation of cash and cash equivalents</b> at the end of the quarter (as shown in the consolidated statement of cash flows) to the related items in the accounts	<b>Current quarter \$A'000</b>	<b>Previous quarter \$A'000</b>
5.1	Bank balances	284	930
5.2	Call deposits	-	-
5.3	Bank overdrafts	-	-
5.4	Other (provide details)	-	-
<b>5.5</b>	<b>Cash and cash equivalents at end of quarter (should equal item 4.6 above)</b>	<b>284</b>	<b>930</b>

<b>6.</b>	<b>Payments to related parties of the entity and their associates</b>	<b>Current quarter \$A'000</b>
6.1	Aggregate amounts of payments to related parties and their associates included in item 1	88
6.2	Aggregate amounts of payments to related parties and their associates included in item 2	-
<i>Note: if any amounts are shown in items 6.1 or 6.2, your quarterly activity report must include a description of, and an explanation for, such payments.</i>		

## Mining exploration entity or oil and gas exploration entity quarterly cash flow report

7. <b>Financing facilities</b>	<b>Total facility amounts at quarter end \$A'000</b>	<b>Amount drawn at quarter end \$A'000</b>
<i>Note: the term "facility" includes all forms of financing arrangements available to the entity. Add notes as necessary for an understanding of the sources of finance available to the entity.</i>		
7.1 Loan facilities	-	-
7.2 Credit standby arrangements	-	-
7.3 Other (provide details if material)	-	-
7.4 <b>Total financing facilities</b>	-	-
7.5 <b>Unused financing facilities available at quarter end</b>		-
7.6 Include in the box below a description of each facility above, including the lender, interest rate, maturity date and whether it is secured or unsecured. If any additional financing facilities have been entered into or are proposed to be entered into after quarter end, include a note providing details of those facilities as well.		

8. <b>Estimated cash available for future operating activities</b>	<b>\$A'000</b>
8.1 Net cash from / (used in) operating activities (item 1.9)	(699)
8.2 (Payments for exploration & evaluation classified as investing activities) (item 2.1(d))	-
8.3 Total relevant outgoings (item 8.1 + item 8.2)	(699)
8.4 Cash and cash equivalents at quarter end (item 4.6)	284
8.5 Unused finance facilities available at quarter end (item 7.5)	-
8.6 Total available funding (item 8.4 + item 8.5)	284
8.7 <b>Estimated quarters of funding available (Item 8.6 divided by Item 8.3)</b>	0.41
<i>Note: if the entity has reported positive relevant outgoings (ie a net cash inflow) in item 8.3, answer item 8.7 as "N/A". Otherwise, a figure for the estimated quarters of funding available must be included in item 8.7.</i>	
8.8 If Item 8.7 is less than 2 quarters, please provide answers to the following questions:	
8.8.1 Does the entity expect that it will continue to have the current level of net operating cash flows for the time being and, if not, why not?	
No. A number of factors are considered when determining exploration programs, including positive cash flows. Q1/2022 included a \$356,000 cash call for the Group's 20% working interest in the Nepean project with Eastern Coolgardie Goldfields.	
8.8.2 Has the entity taken any steps, or does it propose to take any steps, to raise further cash to fund its operations and, if so, what are those steps and how likely does it believe that they will be successful?	
Yes. The Group completed a \$1 million capital raising as announced on 13 October 2021. The Company also holds 1.44m Vango shares with a value at quarter end of approximately \$94,000 available to liquidate.	
8.8.3 Does the entity expect to be able to continue its operations and to meet its business objectives and, if so, on what basis?	

## Mining exploration entity or oil and gas exploration entity quarterly cash flow report

Yes. The Group expects to be able to continue operations as noted in points 8.8.1 and 8.8.2 above. One of the group's JV partners, Vango Mining Limited ("Vango") is responsible for all minimum exploration expenditure commitments on Ned's Creek tenements. Under the terms of the earn-in agreement, there is a requirement for Vango to spend \$5m at Ned's Creek over a period of three years, thereby removing the requirement for the Company to presently fund the continuation of these operations.

*Note: where item 8.7 is less than 2 quarters, all of questions 8.8.1, 8.8.2 and 8.8.3 above must be answered.*

## Compliance statement

- 1 This statement has been prepared in accordance with accounting standards and policies which comply with Listing Rule 19.11A.
- 2 This statement gives a true and fair view of the matters disclosed.

Date: 29 October 2021

Authorised by: Bill Clayton – Managing Director  
(Name of body or officer authorising release – see note 4)

## Notes

1. This quarterly cash flow report and the accompanying activity report provide a basis for informing the market about the entity's activities for the past quarter, how they have been financed and the effect this has had on its cash position. An entity that wishes to disclose additional information over and above the minimum required under the Listing Rules is encouraged to do so.
2. If this quarterly cash flow report has been prepared in accordance with Australian Accounting Standards, the definitions in, and provisions of, *AASB 6: Exploration for and Evaluation of Mineral Resources* and *AASB 107: Statement of Cash Flows* apply to this report. If this quarterly cash flow report has been prepared in accordance with other accounting standards agreed by ASX pursuant to Listing Rule 19.11A, the corresponding equivalent standards apply to this report.
3. Dividends received may be classified either as cash flows from operating activities or cash flows from investing activities, depending on the accounting policy of the entity.
4. If this report has been authorised for release to the market by your board of directors, you can insert here: "By the board". If it has been authorised for release to the market by a committee of your board of directors, you can insert here: "By the [name of board committee – e.g. Audit and Risk Committee]". If it has been authorised for release to the market by a disclosure committee, you can insert here: "By the Disclosure Committee".
5. If this report has been authorised for release to the market by your board of directors and you wish to hold yourself out as complying with recommendation 4.2 of the ASX Corporate Governance Council's *Corporate Governance Principles and Recommendations*, the board should have received a declaration from its CEO and CFO that, in their opinion, the financial records of the entity have been properly maintained, that this report complies with the appropriate accounting standards and gives a true and fair view of the cash flows of the entity, and that their opinion has been formed on the basis of a sound system of risk management and internal control which is operating effectively.