

31<sup>st</sup> JANUARY 2022

## DECEMBER 2021 QUARTERLY ACTIVITIES REPORT

---

The Company's primary focus during the quarter continued to be on resource growth drilling within its flagship Dandoko gold project located in Mali, West Africa.

### HIGHLIGHTS FOR THE DECEMBER 2021 QUARTER:

- ▶ Initial 9,000m aircore (AC), reverse circulation (RC) and diamond drilling (DD) program commences as part of the 2022 field program targeting resource growth opportunities along strike and at depth at Seko, Disse and Koko.
- ▶ Assay results received from a further 13 RC and 1 DD holes at Disse confirming high-grade shoot development at depth. Significant intersections include:
  - ▶ **6m at 12.56g/t gold** from 124m including,
    - ▶ **1m at 69.10g/t gold** from 127m
  - ▶ **11m at 3.89g/t gold** from 81m including,
    - ▶ **4m at 9.88g/t gold** from 84m which includes,
    - ▶ **1m at 30.30g/t gold** from 84m
  - ▶ **5m at 4.89g/t gold** from 70m including,
    - ▶ **2m at 11.33g/t gold** from 71m
  - ▶ **3m at 4.33g/t gold** from 61m including,
    - ▶ **1m at 11.50g/t gold** from 63m
  - ▶ **3m at 19.94g/t gold** from 85m including,
    - ▶ **1m at 39.60g/t gold** from 85m
  - ▶ **3m at 5.78g/t gold** from 84m and
  - ▶ **18m at 2.70g/t gold** from 180m including,
    - ▶ **7m at 6.15g/t gold** from 190m which includes,
    - ▶ **1m at 25.20g/t gold** from 195m
  - ▶ **21m at 1.33g/t gold** from 37m including,
    - ▶ **6m at 2.19g/t gold** from 49m and
  - ▶ **7m at 9.42g/t gold** from 79m including,
    - ▶ **2m at 30.80g/t gold** from 79m which includes,
    - ▶ **1m at 53.00g/t gold** from 80m
  - ▶ **23m at 1.26g/t gold** from 69m including,
    - ▶ **7m at 2.63g/t gold** from 80m which includes,
    - ▶ **1m at 10.20g/t gold** from 80m

- ▶ SK1 - Koko gold trend extended to over 4.5km following identification of mineralised breccia at Bambala North.
- ▶ Channel sampling of the breccia returned **1.26g/t gold over 7.6m**, including a higher grade zone of **3.6m at 2.5g/t gold**.

#### MARCH 2022 QUARTER WORK PROGRAM

- ▶ Continuation of the 9,000m drilling program at Dandoko focusing on resource growth opportunities at Seko, Disse and Koko.
- ▶ Ongoing technical (scoping) and environmental studies.
- ▶ Completion and interpretation of detailed geophysical surveys to assist in targeting potential feeder mineralisation in fresh rock below the extensive oxide mineralisation comprising:
  - ▶ 3D induced polarisation (IP) survey over the Seko SK1 and SK2 deposits; and
  - ▶ ~30km<sup>2</sup> passive seismic survey covering the Seko Mineral Resource estimate (MRE) and extensions to the north and south.

#### CORPORATE

Oklo remains well-funded with cash reserves of \$5.8 million and investments of \$472,000 (as at 28 January 2022) from 8 million shares held in Marvel Gold Limited.

#### MALI

- ▶ The Company continues to maintain focus on the welfare of its employees during the COVID-19 pandemic.
- ▶ Following the May 2021 coup, where the incumbent Vice President and leader of the August 2020 coup was installed as “President of the Transition”, Government and business activities returned to normal.
- ▶ Post quarter end, parliamentary and presidential elections scheduled for February 2022 were deferred by the Military Junta to 2026. This resulted in economic sanction by the Economic Community of 15 West African States (ECOWAS) to increase pressure for earlier elections. Negotiations are ongoing between the parties to agree on an election date. While borders with neighbouring countries are closed due to sanctions, international borders remain open with expatriate staff continuing to travel to Mali and site activities remain unaffected.

This announcement is authorised for release by Oklo’s Managing Director, Simon Taylor.

**For further information visit our website at [www.okloresources.com](http://www.okloresources.com) or contact:**

#### Simon Taylor

Managing Director

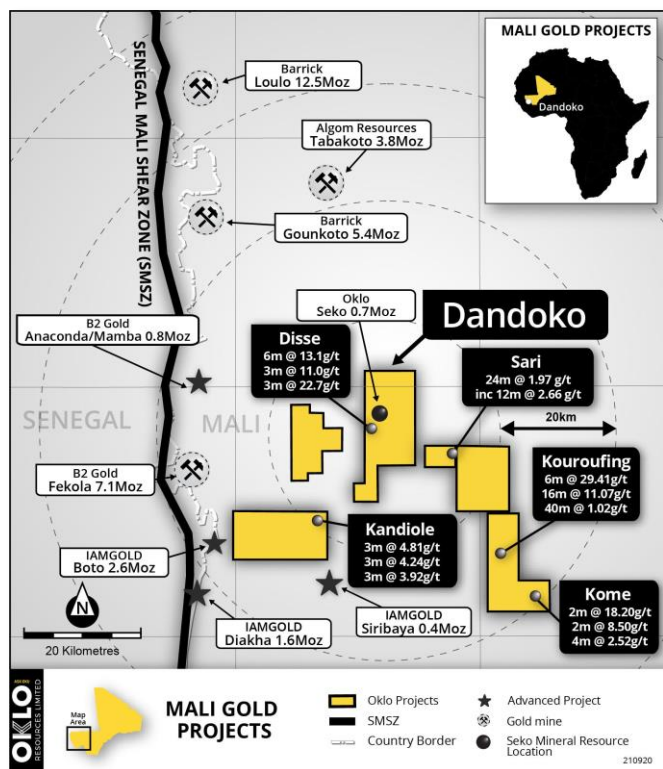
T: +61 2 8319 9233

E: [staylor@okloresources.com](mailto:staylor@okloresources.com)

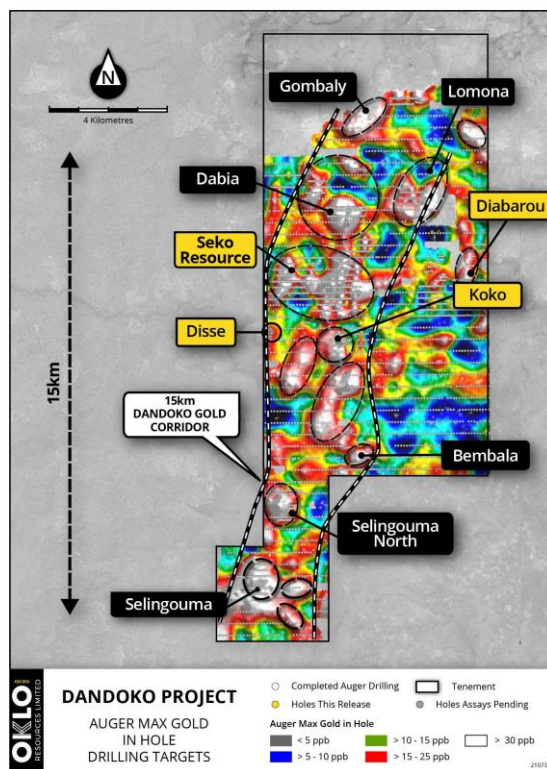
**Oklo Resources Limited** (“Oklo” or the “Company”) is pleased to present its Quarterly Activities Report for the period ending 31 December 2021. The Company’s primary focus during the quarter continued to be on the advancement of its flagship Dandoko Project in Mali, West Africa.

## 1. WEST MALI PROJECTS

Oklo’s Dandoko Project and adjoining Kouroufing, Moussala, Kandiole, Sari and Kossaya Projects are located within the Kenieba Inlier of west Mali and lie approximately 30km east of B2Gold’s 7.1Moz Fekola Project and 50km south-southeast of Barrick’s 12.5Moz Loulo Project (Figure 1a).



**Figure 1(a): Location of Oklo’s gold projects in west Mali.**



**Figure 1(b): Location of Seko gold trends within the Dandoko gold corridor.**

In late 2016, Oklo initiated a reconnaissance auger geochemistry program over the Dandoko and Moussala Projects to explore for new targets concealed under the extensive tracts of lateritic and transported cover. The program delivered early success with the delineation of the 15km-long Dandoko gold corridor hosting the Seko, Koko, Disse and Diabarou bedrock gold discoveries and numerous early-stage targets (Figure 1b).

In March 2021, the Company announced an initial Measured, Indicated and Inferred Resource of 11.3Mt at 1.83g/t gold for 668,500koz contained gold encompassing the Seko, Koko, Disse and Diabarou deposits (refer to ASX announcement dated 30 March 2021), which all remain open and are expected to grow with ongoing drilling along strike or at depth.

The initial MRE demonstrated significant optionality for a potential future mining operation centred on Seko, with the modelled cut-off grades providing for a range of production scenarios. Notably, over 65% of the Seko resource is hosted within the oxide zone, highlighting potential for a large-scale open pit mining development with a simple gold processing flowsheet which is being assessed as part of the current technical studies. Ongoing work is anticipated to determine the optimal development path as the resource footprint grows, with only a small proportion of the Dandoko gold corridor and regional targets assessed in detail to date.

## SEKO RESOURCE GROWTH OPPORTUNITIES

During the December 2021 quarter following conclusion of the wet season, the Company resumed its resource growth drilling initiative at Seko. The initial 9,000m program was focussed on further evaluating shallow oxide and deeper primary gold mineralisation at the following targets (Figure 2).

- ▶ **Disse** – infill and deeper RC and DD drilling testing for high-grade gold mineralisation at depth.
- ▶ **Koko South** – Follow-up infill AC and RC drilling along this emerging mineralised trend.
- ▶ **SK2** – deep DD drilling exploring for extensions to the primary gold mineralisation below the current resource pit shell.
- ▶ **SK1** – testing for extensions to the high-grade shoots at northern end and in the footwall.
- ▶ **Seko** – initial deep DD drilling of conceptual targets. The deep drilling will be assisted by the interpretation currently underway of the 3D IP and passive seismic geophysical surveys completed over the wet season.

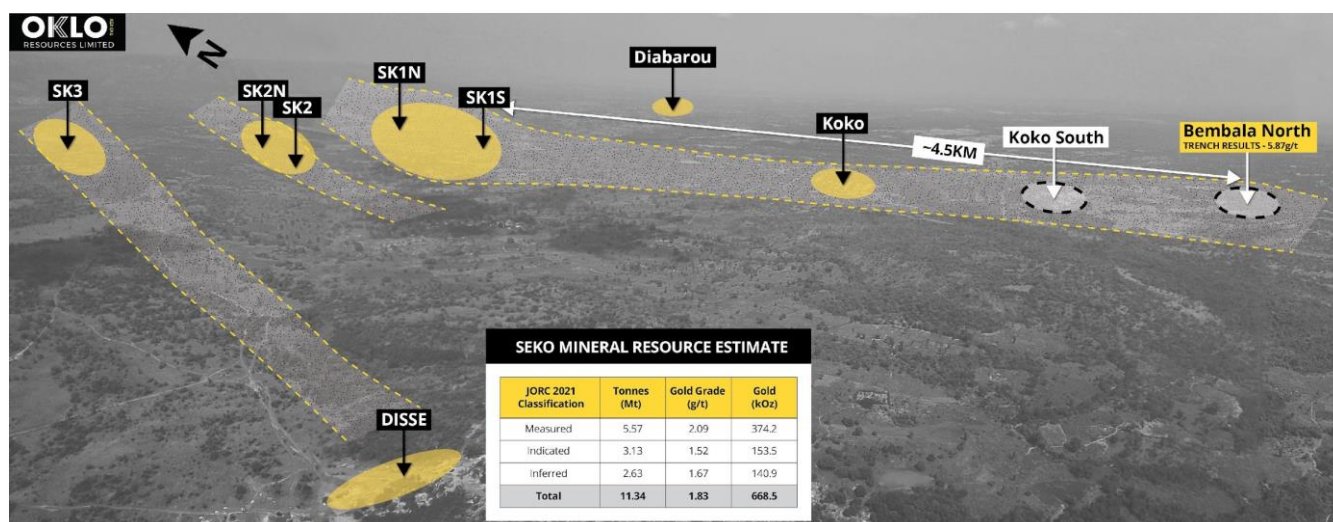


Figure 2: Drone photo of the Seko prospect showing MRE areas and principal targets

### Disse

Disse is a southeast-trending zone extending over a 550m strike length to the south of SK3 (Figure 2) that remains open at depth and along strike to the southeast. A modest Inferred Resource of 150,000t at 2.57g/t Au for 12,100 contained gold ounces was previously reported for Disse<sup>1</sup>.

Disse has only been tested by wide-spaced (100-150m) sections with follow-up infill drilling announced during the September 2021 quarter confirming potential for high-grade shoot development at depth.

During the current quarter, assay results were received from a further 13 RC and 1 DD holes (for 1,769.5m) with the following significant intervals of high-grade primary gold mineralisation returned:

- ▶ **6m at 12.56g/t gold** from 124m including,
- ▶ **1m at 69.10g/t gold** from 127m

<sup>1</sup> Refer to ASX announcement titled "Oklo Delivers Robust Initial JORC Resource" dated 30 March 2021

- ▶ 11m at 3.89g/t gold from 81m including,
  - ▶ 4m at 9.88g/t gold from 84m which includes,
  - ▶ 1m at 30.30g/t gold from 84m
- ▶ 5m at 4.89g/t gold from 70m including,
  - ▶ 2m at 11.33g/t gold from 71m
- ▶ 3m at 4.33g/t gold from 61m including,
  - ▶ 1m at 11.50g/t gold from 63m
- ▶ 3m at 3.12g/t gold from 39m including,
  - ▶ 1m at 7.01g/t gold from 40m
- ▶ 3m at 19.94g/t gold from 85m including,
  - ▶ 1m at 39.60g/t gold from 85m
- ▶ 3m at 5.78g/t gold from 84m and
- ▶ 18m at 2.70g/t gold from 180m including,
  - ▶ 7m at 6.15g/t gold from 190m which includes,
  - ▶ 1m at 25.20g/t gold from 195m
- ▶ 21m at 1.33g/t gold from 37m including,
  - ▶ 6m at 2.19g/t gold from 49m and
- ▶ 7m at 9.42g/t gold from 79m including,
  - ▶ 2m at 30.80g/t gold from 79m which includes,
  - ▶ 1m at 53.00g/t gold from 80m
- ▶ 23m at 1.26g/t gold from 69m including,
  - ▶ 7m at 2.63g/t gold from 80m which includes,
  - ▶ 1m at 10.20g/t gold from 80m

The results continued to confirm high-grade shoot development plunging at depth to the southeast (Figure 3) that will be subject to ongoing detailed drill testing.

DD hole (RDDS21-123) extended the high-grade primary gold zone on the northwest shoot to a downhole depth of 180m (~160m vertical depth) with individual grades of up to 25.20g/t gold. The hole also intersected a shallower zone (84m downhole) that may represent a separate hanging wall structure (Figure 4).



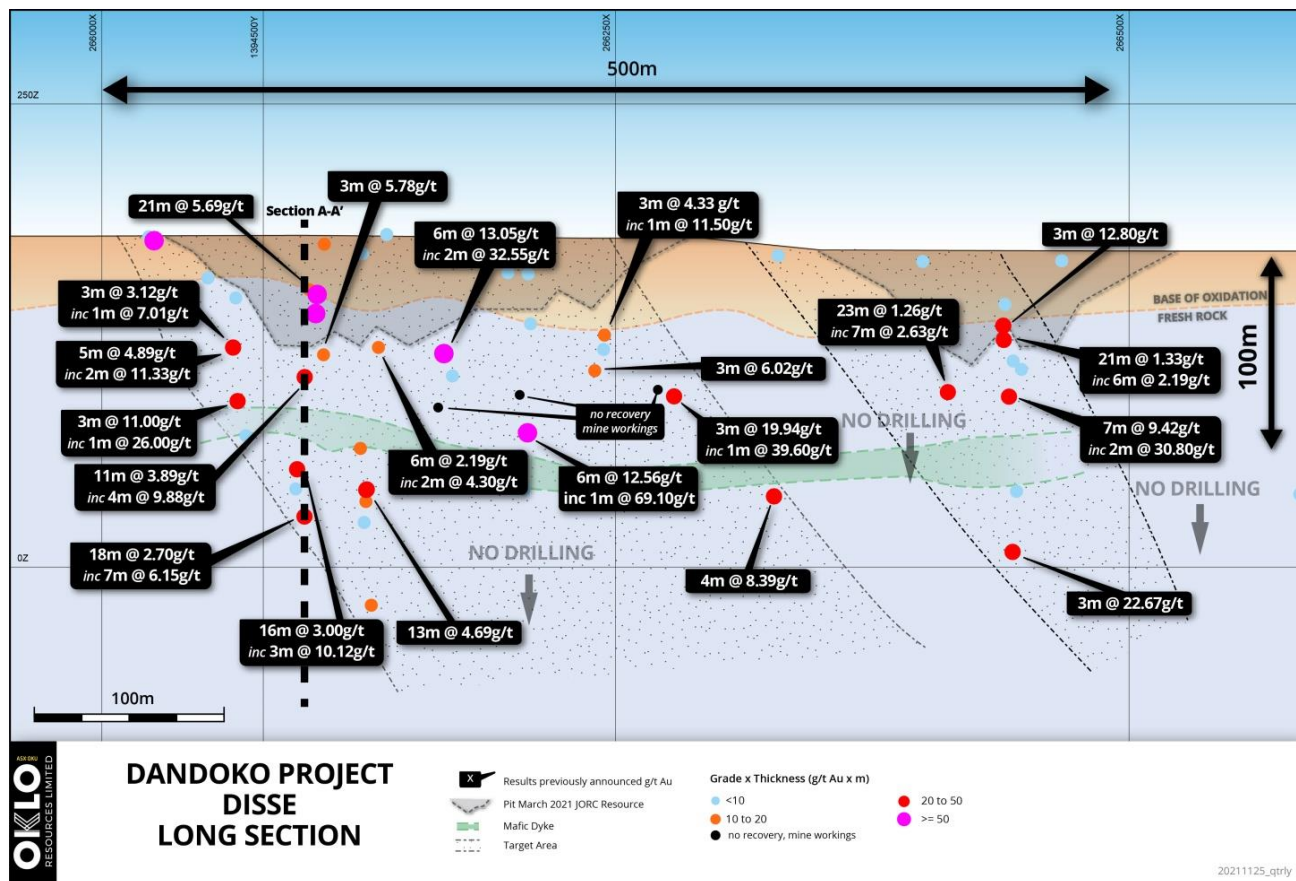


Figure 3: Disse Long Section showing previous results and new drilling results.

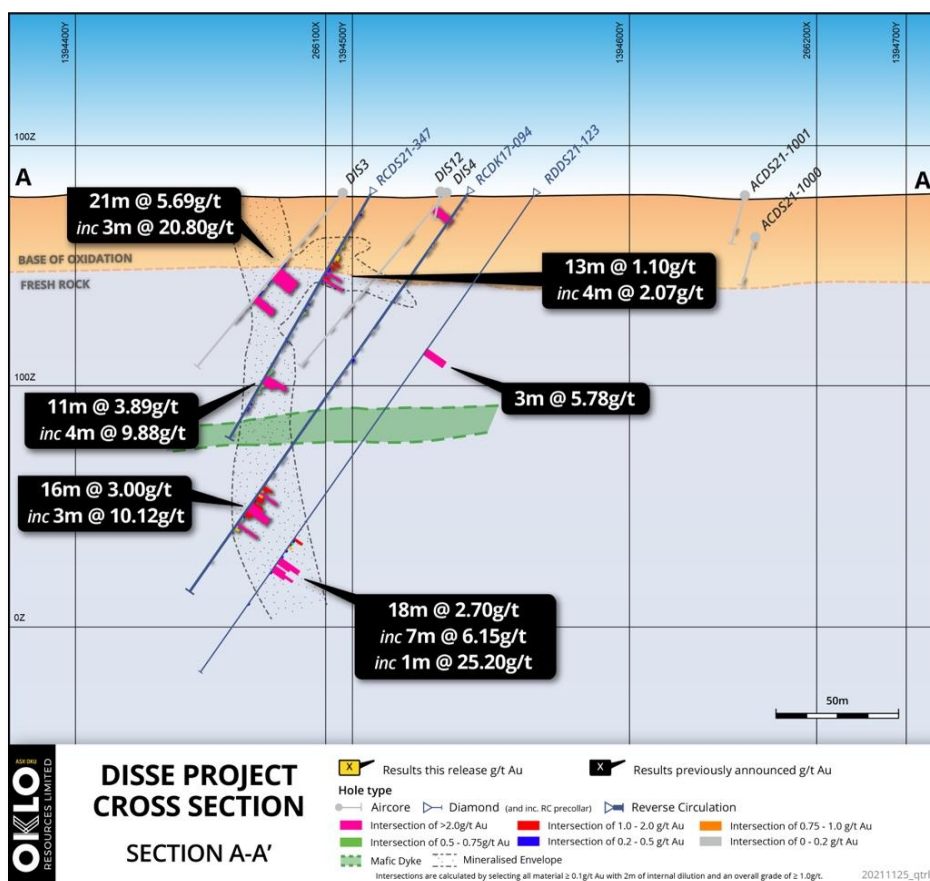


Figure 4: Disse Cross Section A-A' showing previous and new drilling results.

The gold mineralisation is hosted within a quartz diorite and is crosscut by a post mineralisation dolerite dyke. Alteration associated with the mineralisation is an early albite ± ankerite phase overprinted with silica-sericite-pyrite alteration along brittle fractures that carries the gold mineralisation (Figure 5).




Figure 5: Photos of diamond hole RDDS21-123 from 190m to 197m and gold assays.

### Koko South

Following the successful step-out AC drilling completed during the September 2021 quarter at Koko South, which returned highly encouraging first-pass drill intercepts of 18m at 2.05g/t gold and 12m at 2.33g/t gold<sup>2</sup> and extended the SK1 - Koko mineralised trend to over 3.4km, channel sampling was completed at the Bembala North prospect located 1.1km south along the interpreted trend (Figure 2).

The channel sampling returned **1.26g/t gold over 7.6m**, including a higher grade zone of **3.6m at 2.5g/t gold**, hosted in sedimentary breccia with similar characteristics to the mineralised host rocks at SK1 and Koko to the north (Figure 6).

<sup>2</sup> Refer to ASX announcement titled "Oklo Confirms Resource Growth Potential South Of Seko" dated 3 August 2021





*Figure 6: Bambala North - samples of breccia showing similarities to SK1*

These results have effectively extended the SK1 - Koko trend to over 4.5km with follow-up drilling planned as a priority to determine the extent of this emerging zone of highly encouraging gold mineralisation.

## REGIONAL RESOURCE GROWTH OPPORTUNITIES

### *Dandoko gold corridor*

Follow-up AC drilling at Selingouma, 8km south of Seko (Figure 1b), during the September 2021 quarter returned further significant gold mineralisation including 3m at 4.61g/t gold from 12m and 9m at 1.05g/t gold from 60m.

No further work was completed along the Dandoko gold corridor during the quarter.

### *Sari and Kossaya*

Step-out AC drilling and a single deeper RC hole at Sari (Figure 1a) during the September 2021 quarter successfully extended the previously announced gold discovery at depth and along strike.

The Sari target is an auger gold-arsenic geochemical anomaly extending over 2.4km corresponding to the contact of an interpreted intrusion associated with a pronounced potassium radiometric low (Figure 7). The significant drill hole intersections at Sari are from the northern end of the gold-arsenic anomaly. The Kossaya geochemical anomaly extending over 6km on the eastern margin of the radiometric feature remains untested by drilling (Figure 7).

No further work was completed at Sari and Kossaya during the quarter.



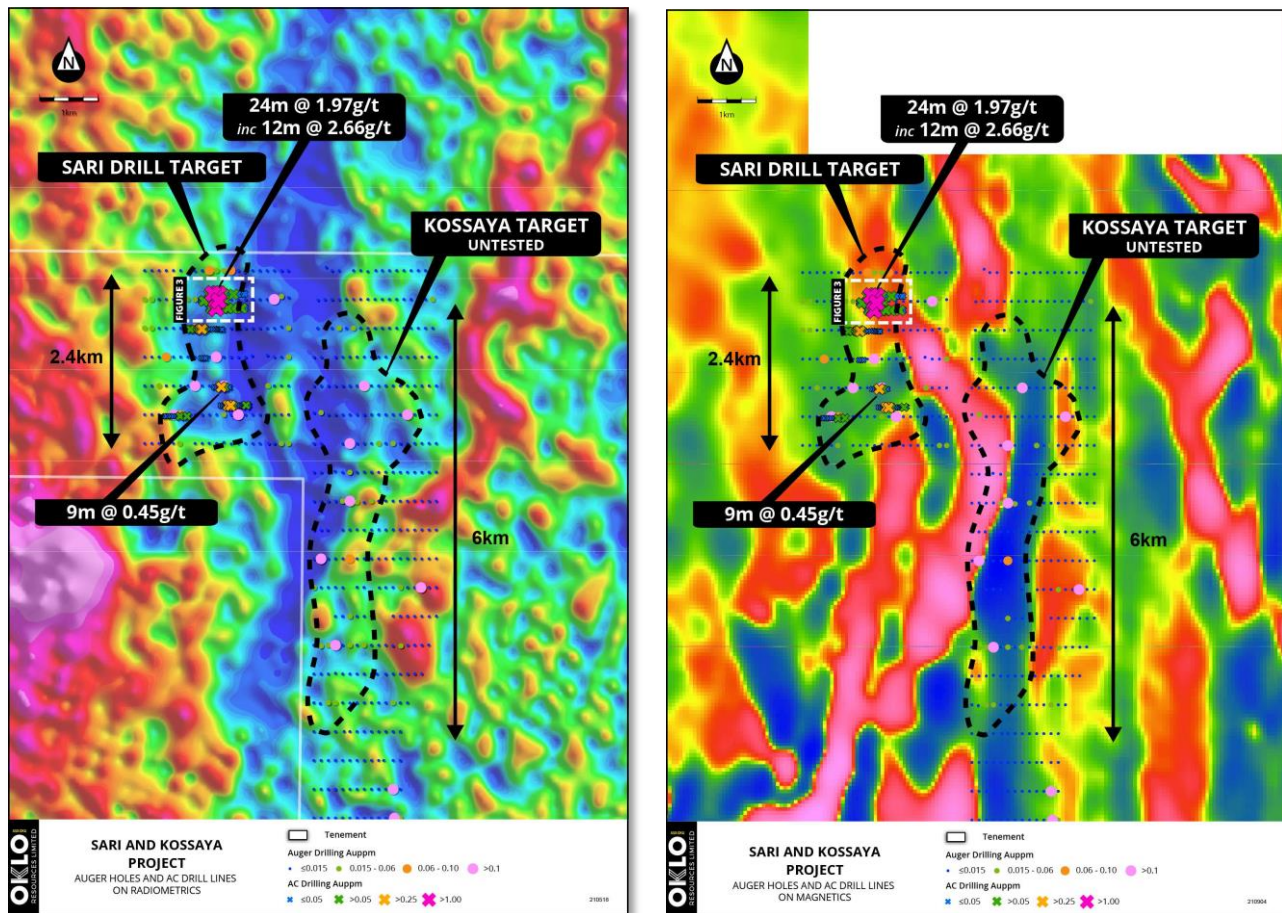


Figure 7: Sari and Kossaya anomalies showing drill holes overlain on radiometrics (LHS) and magnetics (RHS).

### Kandiole

The encouraging first pass shallow AC drilling results announced during the June 2021 quarter at Kandiole Project (Figure 1a) were designed to test the 2.4km-long KN1 gold in auger geochemical anomaly, one of 4 auger geochemical targets previously delineated by Oklo. The drilling successfully returned multiple gold intersections in the northern portion of KN1. The remaining geochemical anomalies located to the west remain untested by drilling.

No further work was completed at Kandiole during the quarter.

### Kouroufing

The Kouroufing Project covers a tract of unexplored Birimian greenstones to the southeast of the Dandoko Project with identified northeast-trending structures in a comparable geological setting.

Previous auger geochemistry outlined a 6km-long gold corridor at the Central Zone and a prominent gold anomaly at Kome in the southeast of the Project. First pass drilling during 2018-19 confirmed potential for a significant bedrock gold discovery.

No further work was completed at the Kouroufing Project during the quarter.

### Moussala

No work was completed at the Moussala Project during the quarter.

## ENVIRONMENTAL & BASELINE STUDIES

The Company currently holds an Exploration Permit (Permis de Recherche) for Dandoko. Digby Wells Environmental were appointed in late 2020 to initiate and undertake a series of baseline studies that will form the basis of an Environmental and Social Impact Assessment ("ESIA") and environmental licencing requirements related to the application and granting of a mining licence at Dandoko. Digby Wells is an international company providing environmental and social expertise, focused on the mineral resources sector in Africa.

All existing baseline studies are complete, with further work awaiting the outcome of the technical (scoping) studies currently in progress.

## 2. SOCAF PROJECT – WEST MALI

The Socaf Project covers a sparsely outcropping inlier of Birimian volcanics located along the interpreted northern continuation of the prolific Senegal Mali Shear Zone, some 180km north-northwest of Dandoko. No field work was conducted at Socaf during the quarter.

## 3. SOUTH MALI PROJECTS

In late 2020 the Company executed a shareholder's agreement with Marvel Gold Limited ("Marvel"), (ASX: MVL) to divest an 80% interest in its non-core projects located in south Mali through a newly incorporated exploration joint venture company. All conditions precedent to achieve completion of the transaction were subsequently met.

The transaction allowed Oklo to focus on advancing its west Mali gold projects, including the flagship Dandoko project, while maintaining an exposure to any future exploration success in the south Mali projects by retaining a 20% free carried interest to a decision to mine and a shareholding in Marvel.

Oklo's south Mali projects include the Yanfolila, Yanfolila Est, Kolondieba, Kolondieba Nord, Sirakourou and Solabougouda licences. Oklo has been evaluating these project areas since 2013, undertaking greenfield exploration and progressing the Solona Main and Solona North West gold prospects within the Yanfolila project.

Results from an initial work program of multielement soil geochemistry and magnetics highlighted the potential for numerous drill ready targets, including the "Astro trend" and "Wanda Trend" identified within the Oklo JV area (Figure 8 and 9).



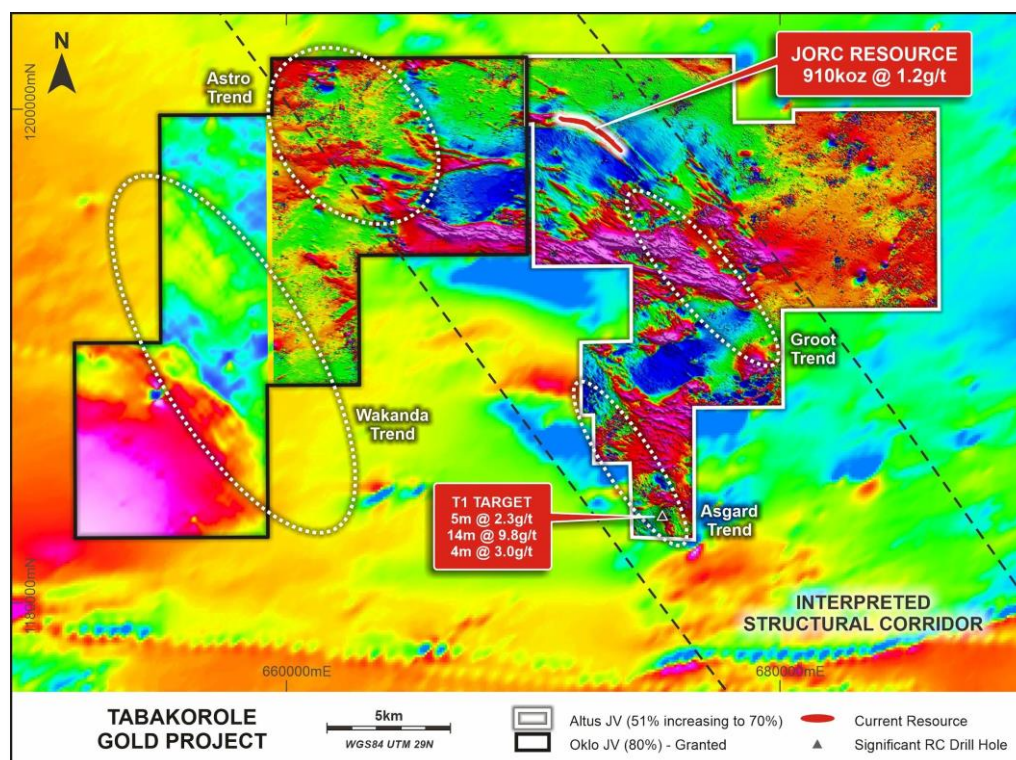


Figure 8: Magnetics data over Tabakorole project, including the Oklo JV area. Refer to Marvel Gold (ASX:MVL) announcement dated 29 June 2021 - Soils highlight numerous drill ready targets at Tabakorole.

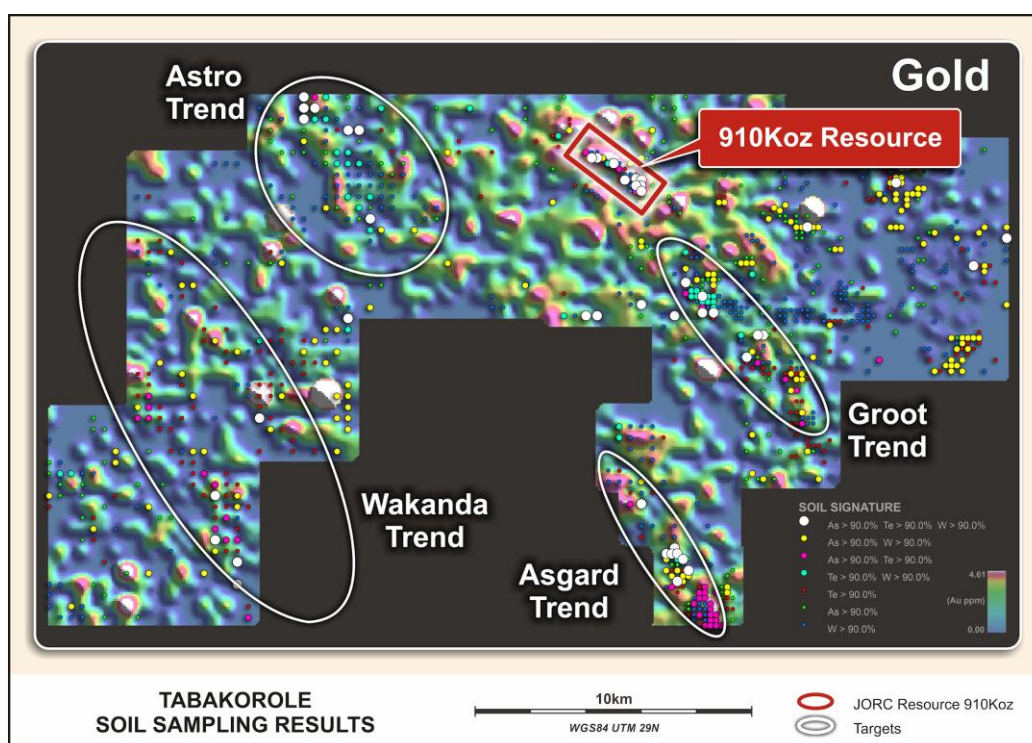


Figure 9: Soil geochemistry grid for gold showing coincident anomalism with arsenic (As) and Tungsten (W). Refer to Marvel Gold (ASX:MVL) announcement dated 29 June 2021 - Soils highlight numerous drill ready targets at Tabakorole.

#### 4. SAMIT NORTH PHOSPHATE PROJECT – MALI

No exploration activities were undertaken at the project during the quarter.



## 5. KIDAL URANIUM PROJECT – MALI

No exploration activities were undertaken at the project during the quarter.

## 6. MARCH 2022 QUARTER WORK PROGRAMS

Planned activities for the coming quarter include:

- ▶ Continuation of the 9,000m drilling program at Dandoko focusing on resource growth opportunities at Seko, Disse and Koko.
- ▶ Ongoing technical (scoping) and environmental studies.
- ▶ Completion and interpretation of detailed geophysical surveys to assist in targeting potential feeder mineralisation in fresh rock below the extensive oxide mineralisation comprising:
  - ▶ 3D IP survey over the Seko SK1 and SK2 deposits; and
  - ▶ ~30km<sup>2</sup> passive seismic survey covering the Seko MRE and extensions to the north and south.

## 7. CORPORATE

During the December 2021 quarter, payments of \$228,000 were made to related parties, or an associate of a related party, representing Director remuneration. Of this amount, \$59,000 was classified as exploration expenditure.

During the quarter, \$1.7 million was spent on exploration. Details of the exploration completed during the quarter are set out in this report.

The Company remains well-funded at quarter-end with cash reserves of circa \$5.8 million and investments of \$472,000 (as at 28 January 2022) from 8m shares held in Marvel Gold Limited.

## 8. DECEMBER 2022 QUARTER ASX ANNOUNCEMENTS

This Quarterly Activities Report contains information extracted from ASX market announcements reported in accordance with the 2012 edition of the “Australasian Code for Reporting of Exploration Results, Mineral Resources and Ore Reserves” (“JORC Code, 2012”). Further details (including JORC Code reporting tables where applicable) of exploration results referred to in this Quarterly Activities Report can be found in the following announcements lodged on the ASX:

- |   |                  |
|---|------------------|
| ▶ Oklo 2022 Resource Expansion Drilling Underway    | 19 October 2021  |
| ▶ Oklo Reports High Grade Surface Gold South of SK1 | 25 October 2021  |
| ▶ Oklo Intersects 69.1g/t Gold at Disse             | 15 November 2021 |
| ▶ Oklo Extends High Grade Gold at Disse             | 29 November 2021 |

These announcements are available for viewing on the Company’s website [okloresources.com](https://okloresources.com) under the Investor Relations tab. Oklo confirms that it is not aware of any new information or data that materially affects the information included in the original ASX announcements.

No mining or development activities were undertaken on any of the Company’s tenements during the quarter.

## TENEMENT SCHEDULE

At the end of the quarter, the Company held the following tenements:

LOCATION	LICENCE NAME	TENEMENT NUMBER	HOLDER	OWNERSHIP	STATUS
North East Mali	Kidal	09/3639/MM-SG DU 08/12/2009	Oklo Uranium Mali Ltd sarl	100%	Force Majeure
	Tessalit	09/3640/MM-SG DU 08/12/2009	Oklo Uranium Mali Ltd sarl	100%	Force Majeure
	Samit Nord	11/0463/MM-SG DU 16/02/2011	Oklo Uranium Mali Ltd sarl	100%	Force Majeure
West Mali	Aite Sud	2015-1279/MM-SG DU 15/05/2015	Oklo Resources Mali sarl	100%	Granted
	Dandoko	2017-2644/MM-SG DU 10/08/2017	Africa Mining sarl	100%	Granted
	Boutouguissi Sud	2017-2647/MM-SG DU 10/08/2017	SOCFA sarl	75%	Granted
	Aourou	2017-2648/MM-SG DU 10/08/2017	SOCFA sarl	75%	Granted
	Gombaly	2017-2646/MM-SG DU 10/08/2017	African Mining sarl	100%	Granted
	Moussala	2015-4006/ MM-SG DU 23/12/2015	Africa Mining sarl	100%	Granted
	Kandiole	2019-3528/MMP-SG DU 10/10/2019	Oklo Resources Mali sarl	100%	Granted
South Mali <sup>1</sup>	Yanfolila	2017-2783/MM-SG DU 22/08/2017	Yanfo Mining sarl	20%	Granted
	Yanfolila Est	2016-4075/MM-SG DU 08/11/2016	Yanfo Mali sarl	20%	Granted
	Solabougouda	2019-3527/MM-SG DU 10/10/2019	Sola Mining sarl	20%	Granted
	Sirakourou	2016-4753/MM-SG DU 29/12/2016	Sola Mining sarl	20%	Granted
	Kolondieba	2017-2645/MM-SG DU 10/08/2017	Kolon Mining sarl	20%	Granted
	Kolondieba Nord	2016-2164/MM-SG DU 16/6/2016	Kolon Mali sarl	20%	Granted

The Company has also entered into an arrangement in respect of the following tenements:

LOCATION	LICENCE NAME	TENEMENT NUMBER	HOLDER	OWNERSHIP	STATUS
West Mali	Kouroufing <sup>2</sup>	2017-2494/MM-SG DU 31/07/2017	Kouroufing Gold S.A.	100%	Earned
	Kossaya	2021-4732/MMEE-SG DU 16/11/2021	Oklo Resources Mali sarl	100%	Granted
	Sari <sup>2</sup>	2018-4270/MMP-SG DU 07/12/2018	Ecosud sarl	100%	Earned

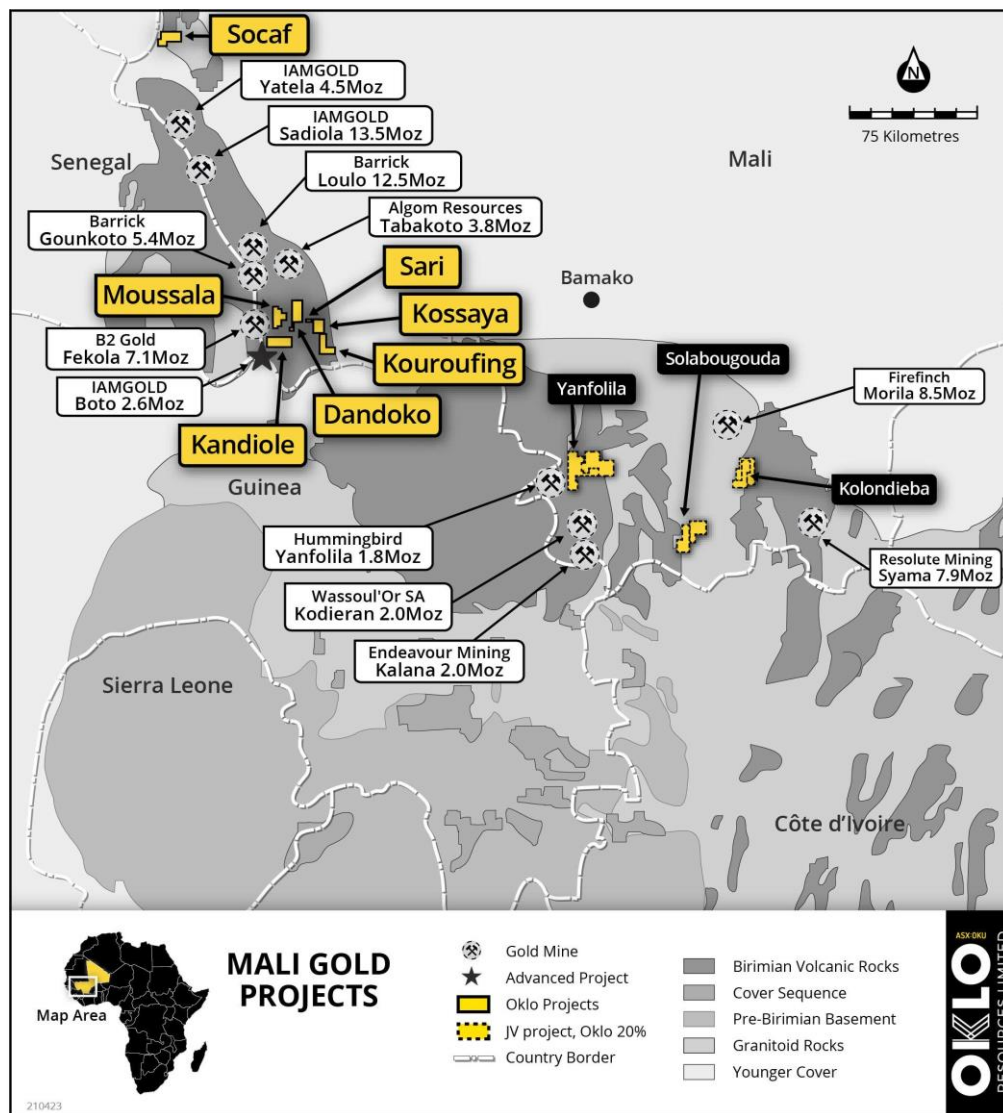
1. On 24 December 2020, the Company entered into a shareholders agreement with Marvel Gold Limited (Marvel) to divest an 80% interest in its non-core projects located in south Mali through the formation of an exploration joint venture company. This transaction completed on 4 January 2021.
2. The Company has earned a 100% interest in these tenements and they are in the process of formally being transferred to the Company.

– ENDS –

## ABOUT OKLO RESOURCES

Oklo Resources is an ASX listed gold exploration company with a total landholding of 1,405km<sup>2</sup> covering highly prospective greenstone belts in Mali, West Africa. The Company's current focus is on its West Mali landholding (~505km<sup>2</sup>), and in particular its flagship Dandoko Project located east of the prolific Senegal-Mali Shear Zone and in close proximity to numerous world-class gold operations. In March 2021, the Company deliver an initial Measured, Indicated and Inferred JORC 2012 compliant resource of 11.3Mt at 1.83g/t gold for 668.5kOz contained gold encompassing the Seko, Koko, Disse and Diabarou deposits, which all remain open and are expected to grow with ongoing drilling either along strike or at depth.

The Company has a corporate office located in Sydney, Australia and an expert technical team based in Bamako, Mali, led by Dr Madani Diallo who has previously been involved in several significant discoveries totalling circa 30Moz gold.



Location of Oklo's Projects in West and South Mali.



**Competent Person's Declaration**

The information in this announcement that relates to Exploration Results is based on information compiled by geologists employed by Africa Mining (a wholly owned subsidiary of Oklo Resources) and reviewed by Mr Andrew Boyd, who is a member of the Australian Institute of Geoscientists. Mr Boyd, who is employed by Cairn Consulting Limited, is on a retainer to fulfil the role of the General Manager – Exploration of Oklo Resources Limited, and holds securities in the Company. Mr Boyd is considered to have sufficient experience deemed relevant to the style of mineralisation and type of deposit under consideration, and to the activity that he is undertaking to qualify as a Competent Person as defined in the 2012 edition of the "Australasian Code for Reporting of Exploration Results, Mineral Resources and Ore Reserves" (the 2012 JORC Code). Mr Boyd consents to the inclusion in this report of the matters based on this information in the form and context in which it appears.

This report contains information relating to a Mineral Resource extracted from the Company's ASX market announcement dated 30 March 2021 'Oklo Delivers Robust Initial Mineral Resource Estimate for Dandoko', containing the competent person consent of Mr Malcolm Tittley, an employee of the independent consulting company Maja Mining Limited, reported previously in accordance with the JORC Code (2012) and available for viewing at [www.okloresources.com](http://www.okloresources.com). Oklo Resources confirms that it is not aware of any new information or data that materially affects the information included in the original ASX market announcement and that all material assumptions and technical parameters underpinning the estimates in the original market announcement continue to apply and have not materially changed.

This report contains information extracted from previous ASX market announcements reported in accordance with the JORC Code (2012) and available for viewing at [www.okloresources.com](http://www.okloresources.com). Oklo Resources confirms that in respect of these announcements it is not aware of any new information or data that materially affects the information included in any original ASX market announcement. The announcements are as follows:

**Dandoko Project:**

Announcements dated: 21 December 2016, 30 January 2017, 21 February 2017, 3 March 2017, 7 March 2017, 15 March 2017, 30 March 2017, 6 April 2017, 26 April 2017, 29 May 2017, 21 June 2017, 12 July 2017, 25 July 2017, 14 August 2017, 16 August 2017, 4 September 2017, 28 November 2017, 5 December 2017, 20 December 2017, 5 February 2018, 22 February 2018, 8 March 2018, 28 March 2018, 3 May 2018, 16 May 2018, 22 May 2018, 2 July 2018, 6 August 2018, 28 August 2018, 3 September 2018, 19 September 2018, 23 October 2018, 25 October 2018, 18 December 2018, 6 March 2019, 15 August 2019, 22 October 2019, 20 November 2019, 10 December 2019, 17 December 2019, 14 January 2020, 20 January 2020, 29 January 2020, 5 February 2020, 25 February 2020, 24 March 2020, 31 March 2020, 7 April 2020, 29 April 2020, 28 May 2020, 22 July 2020, 31 August 2020, 28 October 2020, 9 December 2020, 17 December 2020, 18 January 2021, 4 March 2021, 22 April 2021, 17 May 2021, 3 August 2021, 1 September 2021, 13 October 2021, 19 October 2021, 25 October 2021, 15 November 2021 and 29 November 2021.

**Sari, Kandiole, Kossaya & Kouroufing Projects:**

Announcements dated 12 September 2018, 12 November 2018, 30 January 2019, 19 February 2019, 11 April 2019, 17 April 2019, 27 May 2019, 15 July 2020, 26 October 2020, 24 May 2021, 1 June 2021 and 7 September 2021.

## Appendix 5B

### Mining exploration entity or oil and gas exploration entity quarterly cash flow report

Name of entity

OKLO RESOURCES LIMITED

ABN

52 121 582 607

Quarter ended ("current quarter")

31 DECEMBER 2021

Consolidated statement of cash flows		Current quarter \$A'000	Year to date (6 months) \$A'000
<b>1.</b>	<b>Cash flows from operating activities</b>		
1.1	Receipts from customers	-	-
1.2	Payments for		
	(a) exploration & evaluation	-	-
	(b) development	-	-
	(c) production	-	-
	(d) staff costs	(185)	(338)
	(e) administration and corporate costs	(251)	(453)
1.3	Dividends received (see note 3)	-	-
1.4	Interest received	3	18
1.5	Interest and other costs of finance paid	-	-
1.6	Income taxes paid	-	-
1.7	Government grants and tax incentives	-	-
1.8	Other (Realised Foreign currency movements)	5	22
<b>1.9</b>	<b>Net cash from / (used in) operating activities</b>	<b>(428)</b>	<b>(751)</b>

<b>2.</b>	<b>Cash flows from investing activities</b>		
2.1	Payments to acquire or for:		
	(a) entities	-	-
	(b) tenements	(7)	(14)
	(c) property, plant and equipment	(7)	(24)
	(d) exploration & evaluation	(1,722)	(4,387)
	(e) investments	-	-
	(f) other non-current assets	-	-

<b>Consolidated statement of cash flows</b>		<b>Current quarter \$A'000</b>	<b>Year to date (6 months) \$A'000</b>
2.2	Proceeds from the disposal of:		
	(a) entities	-	-
	(b) tenements	-	-
	(c) property, plant and equipment	-	-
	(d) investments	-	-
	(e) other non-current assets	-	-
2.3	Cash flows from loans to other entities	-	(38)
2.4	Dividends received (see note 3)	-	-
2.5	Other (provide details if material)	-	-
<b>2.6</b>	<b>Net cash from / (used in) investing activities</b>	<b>(1,736)</b>	<b>(4,463)</b>

<b>3.</b>	<b>Cash flows from financing activities</b>		
3.1	Proceeds from issues of equity securities (excluding convertible debt securities)	-	-
3.2	Proceeds from issue of convertible debt securities	-	-
3.3	Proceeds from exercise of options	-	-
3.4	Transaction costs related to issues of equity securities or convertible debt securities	-	-
3.5	Proceeds from borrowings	-	-
3.6	Repayment of borrowings	-	-
3.7	Transaction costs related to loans and borrowings	-	-
3.8	Dividends paid	-	-
3.9	Other (provide details if material)	-	-
<b>3.10</b>	<b>Net cash from / (used in) financing activities</b>	<b>-</b>	<b>-</b>

<b>4.</b>	<b>Net increase / (decrease) in cash and cash equivalents for the period</b>		
4.1	Cash and cash equivalents at beginning of period	7,938	10,977
4.2	Net cash from / (used in) operating activities (item 1.9 above)	(428)	(751)
4.3	Net cash from / (used in) investing activities (item 2.6 above)	(1,736)	(4,463)
4.4	Net cash from / (used in) financing activities (item 3.10 above)	-	-



Appendix 5B

**Mining exploration entity or oil and gas exploration entity quarterly cash flow report**

<b>Consolidated statement of cash flows</b>		<b>Current quarter \$A'000</b>	<b>Year to date (6 months) \$A'000</b>
4.5	Effect of movement in exchange rates on cash held	(14)	(3)
4.6	<b>Cash and cash equivalents at end of period</b>	<b>5,760</b>	<b>5,760</b>

<b>5. Reconciliation of cash and cash equivalents</b> at the end of the quarter (as shown in the consolidated statement of cash flows) to the related items in the accounts	<b>Current quarter \$A'000</b>	<b>Previous quarter \$A'000</b>
5.1 Bank balances	2,760	2,298
5.2 Call deposits	3,000	5,000
5.3 Bank overdrafts		
5.4 Other (provide details)		
<b>5.5 Cash and cash equivalents at end of quarter (should equal item 4.6 above)</b>	<b>5,760</b>	<b>7,938</b>

<b>6. Payments to related parties of the entity and their associates</b>	<b>Current quarter \$A'000</b>
6.1 Aggregate amount of payments to related parties and their associates included in item 1	169
6.2 Aggregate amount of payments to related parties and their associates included in item 2	59
<i>Note: if any amounts are shown in items 6.1 or 6.2, your quarterly activity report must include a description of, and an explanation for, such payments.</i>	

<b>7.</b>	<b>Financing facilities</b> <i>Note: the term "facility" includes all forms of financing arrangements available to the entity.</i> <i>Add notes as necessary for an understanding of the sources of finance available to the entity.</i>	<b>Total facility amount at quarter end \$A'000</b>	<b>Amount drawn at quarter end \$A'000</b>
7.1	Loan facilities	-	-
7.2	Credit standby arrangements	-	-
7.3	Other (please specify)	-	-
7.4	<b>Total financing facilities</b>	-	-
7.5	<b>Unused financing facilities available at quarter end</b>		-
7.6	Include in the box below a description of each facility above, including the lender, interest rate, maturity date and whether it is secured or unsecured. If any additional financing facilities have been entered into or are proposed to be entered into after quarter end, include a note providing details of those facilities as well.		

<b>8.</b>	<b>Estimated cash available for future operating activities</b>	<b>\$A'000</b>
8.1	Net cash from / (used in) operating activities (item 1.9)	(428)
8.2	(Payments for exploration & evaluation classified as investing activities) (item 2.1(d))	(1,722)
8.3	Total relevant outgoings (item 8.1 + item 8.2)	(2,150)
8.4	Cash and cash equivalents at quarter end (item 4.6)	5,760
8.5	Unused finance facilities available at quarter end (item 7.5)	-
8.6	Total available funding (item 8.4 + item 8.5)	5,760
8.7	<b>Estimated quarters of funding available (item 8.6 divided by item 8.3)</b>	2.7
<i>Note: if the entity has reported positive relevant outgoings (ie a net cash inflow) in item 8.3, answer item 8.7 as "N/A". Otherwise, a figure for the estimated quarters of funding available must be included in item 8.7.</i>		
8.8	If item 8.7 is less than 2 quarters, please provide answers to the following questions:	
	8.8.1 Does the entity expect that it will continue to have the current level of net operating cash flows for the time being and, if not, why not?	
	Answer: N/a	
	8.8.2 Has the entity taken any steps, or does it propose to take any steps, to raise further cash to fund its operations and, if so, what are those steps and how likely does it believe that they will be successful?	
	Answer: N/a	

8.8.3 Does the entity expect to be able to continue its operations and to meet its business objectives and, if so, on what basis?

Answer: N/a

*Note: where item 8.7 is less than 2 quarters, all of questions 8.8.1, 8.8.2 and 8.8.3 above must be answered.*

## Compliance statement

- 1 This statement has been prepared in accordance with accounting standards and policies which comply with Listing Rule 19.11A.
- 2 This statement gives a true and fair view of the matters disclosed.

Date: 31 January 2022

Authorised by: The Board  
(Name of body or officer authorising release – see note 4)

## Notes

1. This quarterly cash flow report and the accompanying activity report provide a basis for informing the market about the entity's activities for the past quarter, how they have been financed and the effect this has had on its cash position. An entity that wishes to disclose additional information over and above the minimum required under the Listing Rules is encouraged to do so.
2. If this quarterly cash flow report has been prepared in accordance with Australian Accounting Standards, the definitions in, and provisions of, *AASB 6: Exploration for and Evaluation of Mineral Resources* and *AASB 107: Statement of Cash Flows* apply to this report. If this quarterly cash flow report has been prepared in accordance with other accounting standards agreed by ASX pursuant to Listing Rule 19.11A, the corresponding equivalent standards apply to this report.
3. Dividends received may be classified either as cash flows from operating activities or cash flows from investing activities, depending on the accounting policy of the entity.
4. If this report has been authorised for release to the market by your board of directors, you can insert here: "By the board". If it has been authorised for release to the market by a committee of your board of directors, you can insert here: "By the [name of board committee – eg Audit and Risk Committee]". If it has been authorised for release to the market by a disclosure committee, you can insert here: "By the Disclosure Committee".
5. If this report has been authorised for release to the market by your board of directors and you wish to hold yourself out as complying with recommendation 4.2 of the ASX Corporate Governance Council's *Corporate Governance Principles and Recommendations*, the board should have received a declaration from its CEO and CFO that, in their opinion, the financial records of the entity have been properly maintained, that this report complies with the appropriate accounting standards and gives a true and fair view of the cash flows of the entity, and that their opinion has been formed on the basis of a sound system of risk management and internal control which is operating effectively.