

31 January 2022

QUARTERLY REPORT

Quarter Ended 31 December 2021

Aldoro Resources Ltd (Aldoro or the Company) (**ASX:ARN**) provides the following commentary and Appendix 5B for the Quarter ended 31 December 2021.

HIGHLIGHTS

- **Lithium & Rubidium Drilling to Commence at Niobe**
- **Encouraging Assay Results Received for VC1 and VC3 Drilling**
- **First Assay Results Received from the VC11 Target**
- **High-Grade Rubidium Results at Wyemadoo**
- **Niobe Sampling Assays Confirm Rubidium & Lithium Extension Beyond Main Pit**
- **Thicker Zone of Massive Sulphide Intersected at VC1 in the Narndee Igneous Complex**
- **Aldoro expands Windimurra Fairway position with E58/555 acquisition**

Sixty-six-hole program targeting both Lithium ("Li") and Rubidium ("Rb") to commence at the Niobe project with the arrival of RC drill rig on-site.

Aldoro announced the arrival of the RC rig at Niobe, ready to commence a planned 3,730m drill program across 66 drill holes. The program will start on the Niobe East pegmatite system, aiming to increase the exploration target based on the limited historical drilling and recent rock chips sampling results (*ASX:ARN release 24/11/21*). Rock chip sampling indicated that Niobe East anomalous Rubidium (Rb) and Lithium (Li) values extend over 400m in strike length, which justifies the proposed drilling program into this multilayered pegmatite section.

Drilling will also be conducted at the Breakaway and Niobe Southeast pegmatites, where historical drilling has not tested for the presence of Rb and Li. Rock chip sampling at the Breakaway pegmatites, to the west, found anomalous Rb and Li extends over a strike length of 100m, while at Niobe Southeast, the few samples collected have anomalous Rb values.

Aldoro previously identified an exploration target of approximately 33,000 -150,000 tones at the Main Pegmatite (P1) location with grades ranging from 696-1457ppm Rubidium Oxide (Rb₂O), see ASX ARN 27/8/2021 release.

Despite the arrival of the RC Rig on-site, the commencement of drilling operations was delayed due to a total fire ban across the entire Niobe project area. Upon lifting of the fire ban, earthworks and resource drilling proceeded early in the New Year.



Figure 1. Drill rig set up for Niobe East.

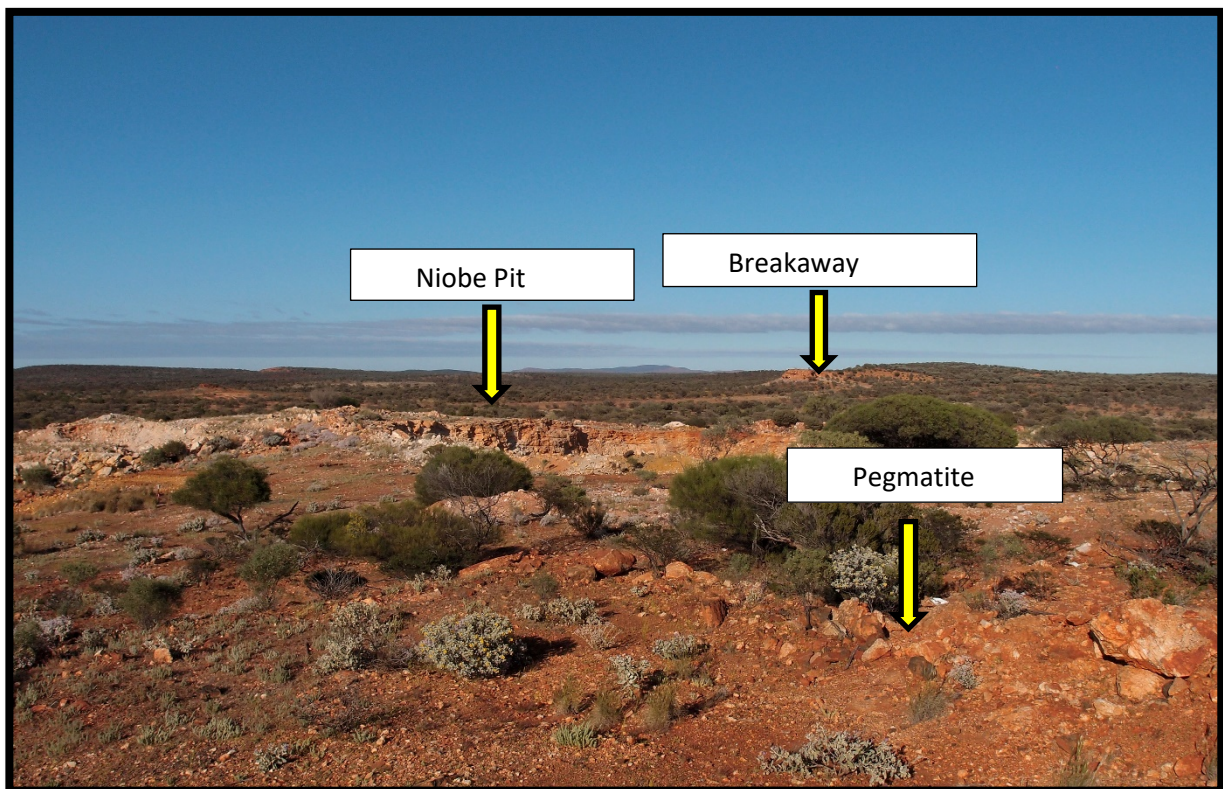


Figure 2. Photo looking across Niobe east to Niobe Main Pit flanked by mineralised pegmatite excavations. Large clusters of botryoidal Zinnwaldite is visible in the large block excavated from the main pit.

Assay results were received for four drillholes at VC1 and one drillhole at VC3

Six new diamond holes and eight RC RC holes were completed at VC1 to the end of 2021. Assay results were returned for NDD0003, NDD0004, NDD0008, NDD0015, and NDD0016 at VC1, and NDD0005 at VC3. Assays return peak values of 1.74% Ni in NDD0016, and 0.89% Cu in NDD0006, while NDD0005 ended in 31.3% MgO and 0.22% Ni at 654.9m at the VC3 target. VTEM and HPEM surveys were in progress at the end of the quarter.




Figure 3. Massive sulphide intersected by NDD0004, which returned an average grade of 1.35% Ni.

Assay results received for NDD0010 and NDD0011 at the VC11 target

Assay results were received for NDD0010 and NDD0011 at the VC11 target. High Power Fixed Loop EM surveys were ongoing, and a VTEM max extension survey was to commence earlier than anticipated, with deliverables expected early in the New Year.



Figure 4. Semi massive and disseminated sulphide intersected by NDD0010 around 140m downhole. The hole size is NQ2.

Assay results of the first eighty-eight rock chip samples at Wyemando have been received

Wet chemistry results for eighty-eight rock chip samples were received at Wyemando. The results exceeded expectations, showing very high rubidium grades and anomalous lithium grades. Grades averaged 0.38% Rb, with a peak value of 1.82% Rb.



Figure 5. Example of a lepidolite pegmatite outcrop in the Fairway Corridor.

The standout samples were WYRK0025 at 1.49% Rb and WYRK0056 at 1.82% Rb, with a mean average grade for all samples of 0.38% Rb. Lithium grades averaged 1187ppm, with a peak value of 6600ppm in sample WYRK00044.

The relatively fast turn-around of wet chemistry assay results augmented the preliminary pXRF readings. There appears to be an excellent correlation between wet chemistry and pXRF results. WYRK0025 read 1.31% Rb by pXRF, and WYRK0056 read 1.71% Rb by pXRF. This provided a high confidence level for targeting the upcoming RC drill program.

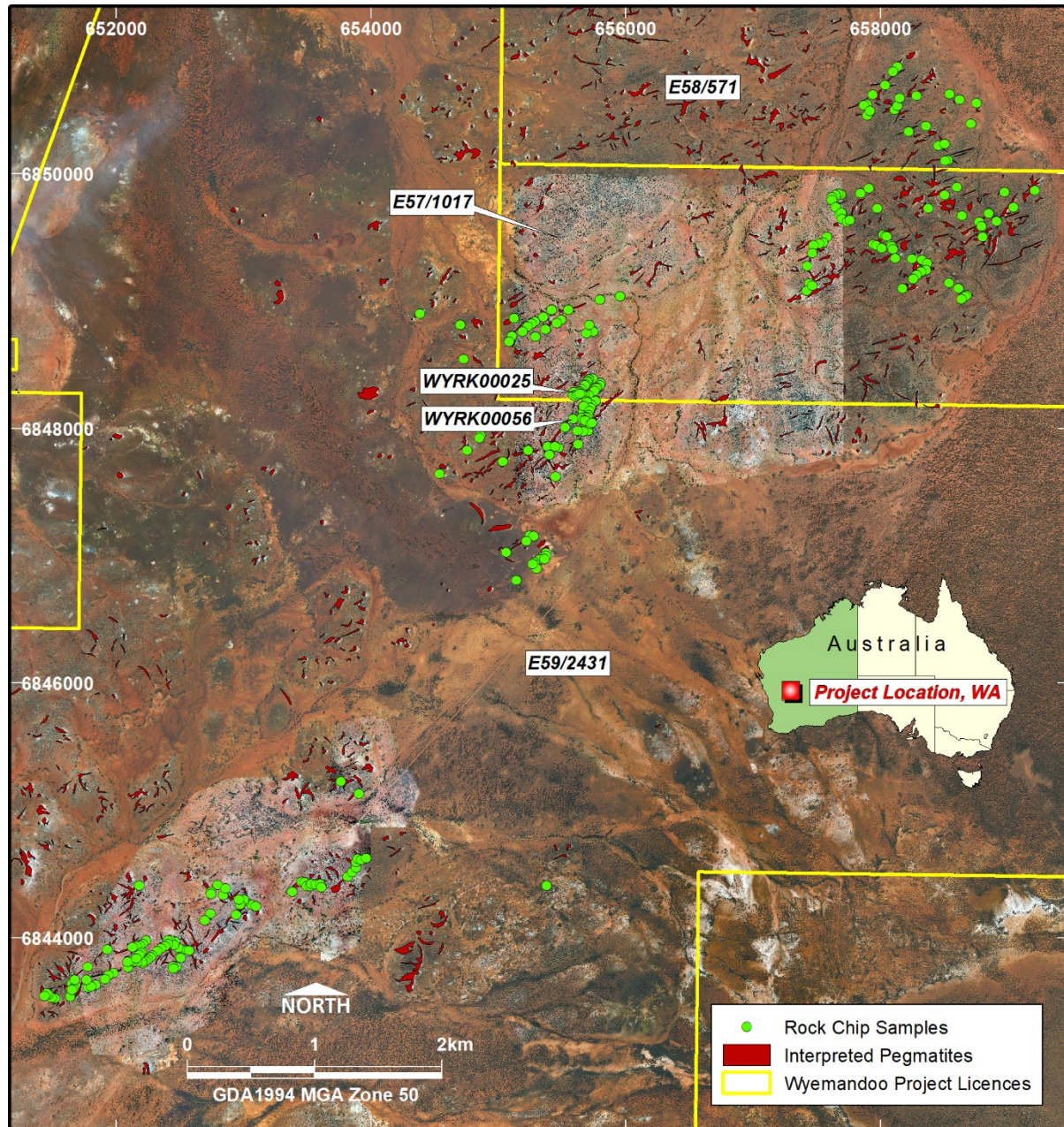


Figure 6. Map showing high-resolution imagery interpretation and rock chip sample locations

Assay results reported up to 0.93% Rubidium and 0.86% Lithium oxide (Li₂O) from the 46 rock chip samples collected at Niobe East, Southeast and Breakaway.

Assay results from 46 rock chip samples collected at the Niobe East, Niobe Southeast and Breakaway pegmatites were received. Assays confirmed Rubidium and Lithium prospectivity beyond Niobe Main Pit. The average Rubidium (Rb) value was 1,892ppm with a range of 34.7 to 9,307ppm, while the average lithium (Li) value was 0.0725% with a range of 0.005 to 0.40%. Caesium (Cs) averaged at 200ppm with a range of 3.1 to 1,934ppm. At Niobe East, anomalous Rb and Li values extend over 400m in strike length, providing justification to the proposed drilling program into this multilayered pegmatite section. At the Breakaway pegmatites, to the west, anomalous Rb and Li extend up to a strike length of 100m, while at Niobe Southeast, the few samples collected have Rb values up to 0.2%. The planned drilling program's POW has been approved, and a Heritage Survey completed.

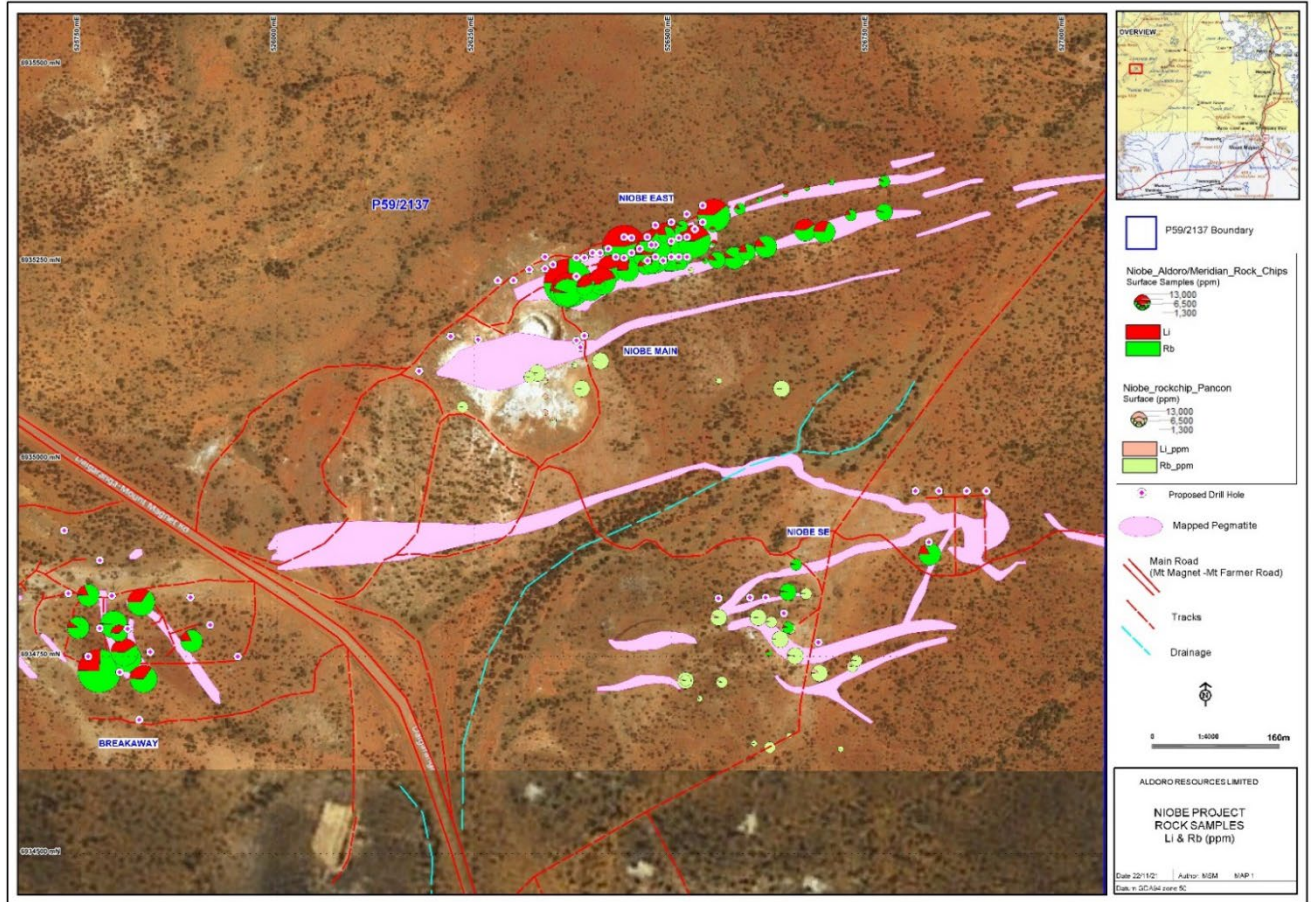


Figure 7. Thematic map showing the Lithium and Rubidium results in ppm for the outcrop rock samples collected by Aldoro (46) and Meridian 120(6) (previous licence holder) over the historical rock chip sampling by Pancontinental (1984-1986).



Figure 8. Rock sample NR0004, greisen-like morphology consisting of micaceous laths and microcline. Laboratory analysis reported 9,307ppm Rb and 0.32%Li and 1,934ppm Cs. Arrows indicate the sample outcrop and rock texture on a fresh face.

The outcrop dispersion of Rb and Li results are generally consistent with those obtained by Pancontinental in the mid-1980's giving confidence to the historical drilling assays from the same period, which were used to define an Exploration Target over the Niobe Main pegmatite (ASX: 27/8/2021). An Exploration Target of approximately 33,000-150,000 tonnes at grades ranging 696-1457ppm Rubidium Oxide (Rb_2O) over an area bound by 80m by 65m of detailed drilling has been previously defined.

Aldoro chairman, Mr Joshua Letcher, commented that "*the rock chip results show the potential for the area and give confidence for increasing the Exploration Target tonnage*".

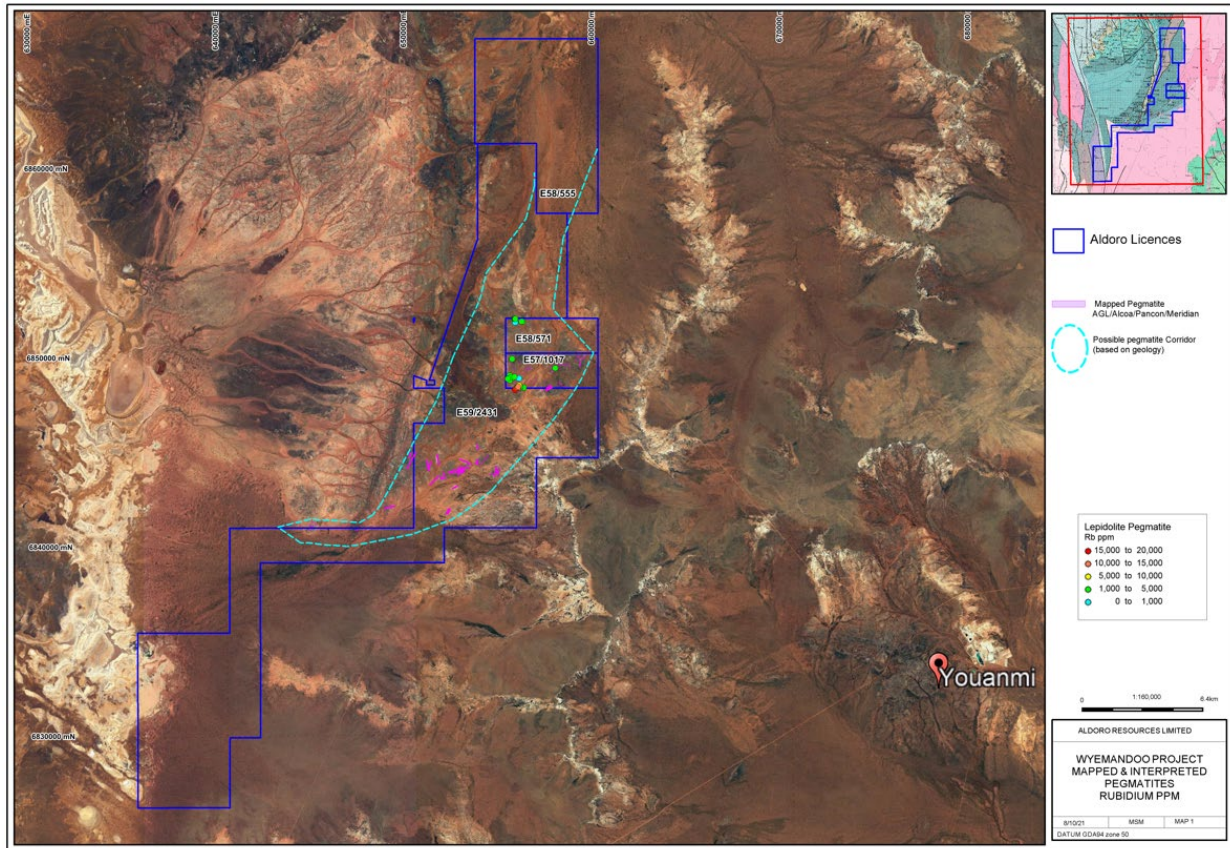


Figure 9. Location of E58/555 in relation to Aldoro's licenses.

CORPORATE

Tenement Acquisitions – Trafalgar's 100% interest in E58/555

During the quarter, in October 2021, the Company entered into a binding heads of agreement (**Agreement**) with Trafalgar Resources Pty Ltd (ACN 612 053 166) (**Trafalgar**) for the acquisition of Trafalgar's 100% interest in E58/555 located in the Mt Magnet area of Western Australia (the **Tenements**).

Key transaction terms

The material terms and conditions of the Agreement are as follows:

- Payment of \$50,000 to Trafalgar in cash; and
- 275,000 shares on the date that is ten (10) business days following grant of the Tenement Application.
- The conditions precedent are:
 - completion of financial, legal and technical due diligence by Aldoro on the Tenement, to the satisfaction of Aldoro;
 - the parties obtaining all necessary regulatory approvals or waivers pursuant to the ASX Listing Rules, Corporations Act 2001 or any other law to allow the parties to lawfully complete the matters set out in the Agreement;
 - the parties obtaining all third-party approvals and consents, including the consent of the Minister responsible for the Mining Act 1978 (WA) (**Mining Act**) (if required), necessary to lawfully complete the matters set out in the Agreement; and
 - Trafalgar, Aldoro and, if necessary under the third party agreements, the relevant third party, executing a deed of assignment and assumption in relation to each third party agreement.

- If the conditions precedent are not satisfied on the date that is 90 days following the execution date, then any party may terminate the Agreement by notice in writing to the other party.
- Settlement of the acquisition will occur on the date that is two business days after the satisfaction or waiver of the last of the conditions precedent.

If the conditions precedent are not satisfied on the date that is 90 days following the execution date, then any party may terminate the Agreement by notice in writing to the other party.

Settlement of the acquisition will occur on the date that is two business days after the satisfaction or waiver of the last of the conditions precedent.

Annual General Meeting

During the quarter, the Company held its Annual General Meeting on 30 November 2021. All resolutions were carried by way of a poll.

Investment in Aurum Resources Limited

Aldoro holds approximately 16.67% of Aurum Resources Limited, valued at \$0.925 million as at 31 December 2021.

For and on behalf of the board:

Sarah Smith
Company Secretary

This announcement has been authorised for release to ASX by the Board of Aldoro Resources

Tenement Table: ASX Listing Rule 5.3.3

Mining tenement interests held at the end of the quarter and their location.
Western Australia

TENEMENT	REGISTERED HOLDER / APPLICANT	Permit Status	GRANT DATE (APPLICATION DATE)	EXPIRY DATE	AREA SIZE (Blocks)	Interest / Contractual Right
E16/489	Aldoro Resources Ltd	Granted	27 January 2017	26 January 2022	15B L	100%
E16/551	Aldoro Resources Ltd	Application	(25 September 2020)	N/A	15B L	100%
E77/2502	Aldoro Resources Limited	Application	(1 December 2017)	N/A	21B L	100%
E77/2535	Aldoro Resources Limited	Application	(17 April 2018)	N/A	27B L	100%
E29/1029	Blue Ribbon Mines Pty Ltd	Granted	15 May 2019	14 May 2024	28B L	80%
E29/1030	Blue Ribbon Mines Pty Ltd	Granted	15 March 2019	14 March 2024	45B L	80%
E29/1031	Blue Ribbon Mines Pty Ltd	Granted	15 May 2019	14 May 2024	9BL	80%
E29/1032	Blue Ribbon Mines Pty Ltd	Granted	15 March 2019	14 March 2024	12B L	80%
E29/1033	Blue Ribbon Mines Pty Ltd	Granted	27 February 2019	26 February 2024	26B L	80%
E29/1035	Aldoro Resources Limited	Granted	15 March 2019	14 March 2024	37B L	100%
E36/931	Aldoro Resources Limited	Granted	28 November 2018	27 November 2023	43B L	100%
E36/930	Aldoro Resources Limited	Granted	27 September 2018	26 September 2023	23B L	100%
E36/929	Aldoro Resources Limited	Granted	3 July 2018	2 July 2023	14B L	100%
E57/1045	Altium Metals Pty Ltd	Granted	10 August 2016	9 August 2021	4BL	100%
E57/1048	Altium Metals Pty Ltd	Granted	1 February 2018	31 January 2023	4BL	100%
E59/2223	Gunex Pty Ltd	Granted	20 July 2017	19 July 2022	4BL	100%
E59/2238	Gunex Pty Ltd	Granted	7 April 2017	6 April 2022	37B L	100%

TENEMENT	REGISTERED HOLDER / APPLICANT	Permit Status	GRANT DATE (APPLICATION DATE)	EXPIRY DATE	AREA SIZE (Blocks)	Interest / Contractual Right
E59/2258	Gunex Pty Ltd	Granted	6 September 2017	5 September 2022	63BL	100%
E59/2431	Altium Metals Pty Ltd	Application	(14 May 2020)	N/A	67BL	100%
E57/1057	Aldoro Resources Limited	Granted	03 December 2015	2 December 2025	3BL	100%
P59/2137	Aldoro Resources Limited	Granted	26 March 2018	25 March 2022	195.84 Ha	100%
E58/571*	Aldoro Resources Limited	Pending	28 May 2021	N/A	3 BL	100%*

**Subject to settlement and the issue 325,000 shares to the vendors of E58/571 when the tenement is granted*

The mining tenements relinquished during the quarter and their location – None

The mining tenement interests acquired during the quarter and their location – E58/555*

**Subject to settlement and the issue 275,000 shares to the vendors of E58/555 when the tenement is granted*

Beneficial percentage interests held in farm-in or farm-out agreements at the end of the quarter – N/A

Beneficial percentage interests held in farm-in or farm-out agreements acquired or disposed of during the quarter – N/A

ASX Listing Rule 5.3.1

Exploration and Evaluation during the quarter was \$88,000. The majority of this was spent on the Company's drilling program at the Narndee Project, fieldwork at the Company's Niobe Project, Penny South data compilation, tenement costs and acquisition of new tenements, and tenement reporting.

ASX Listing Rule 5.3.2

There were no substantive mining production and development activities during the quarter.

ASX Listing Rule 5.3.5

The following table sets out the information as required by ASX Listing Rule 5.3.5 regarding payments to related parties of the entity and their associates:

Related Party	Amount	Description
Directors	\$53,400	Director Fees
Associate of Director	\$-	Occupancy expenses
Director	\$62,932	Exploration consulting fees paid to a Director/Director related entities

Appendix 5B

Mining exploration entity or oil and gas exploration entity quarterly cash flow report

Name of entity

Aldoro Resources Limited

ABN

31 622 990 809

Quarter ended ("current quarter")

31 December 2021

Consolidated statement of cash flows		Current quarter \$A'000	Year to date (6 months) \$A'000
1.	Cash flows from operating activities		
1.1	Receipts from customers	-	-
1.2	Payments for		
	(a) exploration & evaluation	(88)	(220)
	(b) development	-	-
	(c) production	-	-
	(d) staff costs	-	-
	(e) administration and corporate costs	(246)	(807)
1.3	Dividends received (see note 3)	-	-
1.4	Interest received	-	-
1.5	Interest and other costs of finance paid	-	-
1.6	Income taxes paid	-	-
1.7	Government grants and tax incentives	-	-
1.8	Other (provide details if material)	-	-
1.9	Net cash from / (used in) operating activities	(334)	(1,027)

2.	Cash flows from investing activities		
2.1	Payments to acquire or for:		
	(a) entities	-	-
	(b) tenements	(50)	(100)
	(c) property, plant and equipment	(3)	(345)
	(d) exploration & evaluation	(1,540)	(2,446)
	(e) investments	-	-
	(f) other non-current assets	-	-

Consolidated statement of cash flows		Current quarter \$A'000	Year to date (6 months) \$A'000
2.2	Proceeds from the disposal of:		
	(a) entities	-	-
	(b) tenements	-	-
	(c) property, plant and equipment	-	-
	(d) investments	-	-
	(e) other non-current assets	-	-
2.3	Cash flows from loans to other entities	124	-
2.4	Dividends received (see note 3)	-	-
2.5	Other (provide details if material)	-	-
2.6	Net cash from / (used in) investing activities	(1,469)	(2,891)

3.	Cash flows from financing activities		
3.1	Proceeds from issues of equity securities (excluding convertible debt securities)	40	2,310
3.2	Proceeds from issue of listed options	-	(1)
3.3	Proceeds from exercise of options	163	467
3.4	Transaction costs related to issues of equity securities or convertible debt securities	-	-
3.5	Proceeds from borrowings	-	-
3.6	Repayment of borrowings	-	-
3.7	Transaction costs related to loans and borrowings	-	-
3.8	Dividends paid	-	-
3.9	Other (provide details if material)	-	-
3.10	Net cash from / (used in) financing activities	203	2,776

4.	Net increase / (decrease) in cash and cash equivalents for the period		
4.1	Cash and cash equivalents at beginning of period	4,358	3,900
4.2	Net cash from / (used in) operating activities (item 1.9 above)	(334)	(1,027)
4.3	Net cash from / (used in) investing activities (item 2.6 above)	(1,469)	(2,891)
4.4	Net cash from / (used in) financing activities (item 3.10 above)	203	2,776

Mining exploration entity or oil and gas exploration entity quarterly cash flow report

Consolidated statement of cash flows		Current quarter \$A'000	Year to date (6 months) \$A'000
4.5	Effect of movement in exchange rates on cash held	-	-
4.6	Cash and cash equivalents at end of period	2,758	2,758

5.	Reconciliation of cash and cash equivalents at the end of the quarter (as shown in the consolidated statement of cash flows) to the related items in the accounts	Current quarter \$A'000	Previous quarter \$A'000
5.1	Bank balances	2,758	4,358
5.2	Call deposits	-	-
5.3	Bank overdrafts	-	-
5.4	Other (provide details)	-	-
5.5	Cash and cash equivalents at end of quarter (should equal item 4.6 above)	2,758	4,358

6.	Payments to related parties of the entity and their associates	Current quarter \$A'000
6.1	Aggregate amount of payments to related parties and their associates included in item 1	(116)
6.2	Aggregate amount of payments to related parties and their associates included in item 2	-
Note: if any amounts are shown in items 6.1 or 6.2, your quarterly activity report must include a description of, and an explanation for, such payments.		

Mining exploration entity or oil and gas exploration entity quarterly cash flow report

7.	Financing facilities <i>Note: the term "facility" includes all forms of financing arrangements available to the entity. Add notes as necessary for an understanding of the sources of finance available to the entity.</i>	Total facility amount at quarter end \$A'000	Amount drawn at quarter end \$A'000
7.1	Loan facilities	-	-
7.2	Credit standby arrangements	-	-
7.3	Other (please specify)	-	-
7.4	Total financing facilities	-	-
7.5	Unused financing facilities available at quarter end		
7.6	Include in the box below a description of each facility above, including the lender, interest rate, maturity date and whether it is secured or unsecured. If any additional financing facilities have been entered into or are proposed to be entered into after quarter end, include a note providing details of those facilities as well.		
	N/A		

8.	Estimated cash available for future operating activities	\$A'000
8.1	Net cash from / (used in) operating activities (item 1.9)	(252)
8.2	(Payments for exploration & evaluation classified as investing activities) (item 2.1(d))	(1,421)
8.3	Total relevant outgoings (item 8.1 + item 8.2)	(1,672)
8.4	Cash and cash equivalents at quarter end (item 4.6)	2,758
8.5	Unused finance facilities available at quarter end (item 7.5)	-
8.6	Total available funding (item 8.4 + item 8.5)	2,758
8.7	Estimated quarters of funding available (item 8.6 divided by item 8.3)	2
	<i>Note: if the entity has reported positive relevant outgoings (ie a net cash inflow) in item 8.3, answer item 8.7 as "N/A". Otherwise, a figure for the estimated quarters of funding available must be included in item 8.7.</i>	
8.8	If item 8.7 is less than 2 quarters, please provide answers to the following questions:	
8.8.1	Does the entity expect that it will continue to have the current level of net operating cash flows for the time being and, if not, why not?	
	Answer: N/A	
8.8.2	Has the entity taken any steps, or does it propose to take any steps, to raise further cash to fund its operations and, if so, what are those steps and how likely does it believe that they will be successful?	
	Answer: N/A	

8.8.3 Does the entity expect to be able to continue its operations and to meet its business objectives and, if so, on what basis?

Answer: N/A

Note: where item 8.7 is less than 2 quarters, all of questions 8.8.1, 8.8.2 and 8.8.3 above must be answered.

Compliance statement

- 1 This statement has been prepared in accordance with accounting standards and policies which comply with Listing Rule 19.11A.
- 2 This statement gives a true and fair view of the matters disclosed.

Date: 31 January 2022

Authorised by: The Board of Aldoro Resources Limited
(Name of body or officer authorising release – see note 4)

Notes

1. This quarterly cash flow report and the accompanying activity report provide a basis for informing the market about the entity's activities for the past quarter, how they have been financed and the effect this has had on its cash position. An entity that wishes to disclose additional information over and above the minimum required under the Listing Rules is encouraged to do so.
2. If this quarterly cash flow report has been prepared in accordance with Australian Accounting Standards, the definitions in, and provisions of, *AASB 6: Exploration for and Evaluation of Mineral Resources* and *AASB 107: Statement of Cash Flows* apply to this report. If this quarterly cash flow report has been prepared in accordance with other accounting standards agreed by ASX pursuant to Listing Rule 19.11A, the corresponding equivalent standards apply to this report.
3. Dividends received may be classified either as cash flows from operating activities or cash flows from investing activities, depending on the accounting policy of the entity.
4. If this report has been authorised for release to the market by your board of directors, you can insert here: "By the board". If it has been authorised for release to the market by a committee of your board of directors, you can insert here: "By the [name of board committee – eg Audit and Risk Committee]". If it has been authorised for release to the market by a disclosure committee, you can insert here: "By the Disclosure Committee".
5. If this report has been authorised for release to the market by your board of directors and you wish to hold yourself out as complying with recommendation 4.2 of the ASX Corporate Governance Council's *Corporate Governance Principles and Recommendations*, the board should have received a declaration from its CEO and CFO that, in their opinion, the financial records of the entity have been properly maintained, that this report complies with the appropriate accounting standards and gives a true and fair view of the cash flows of the entity, and that their opinion has been formed on the basis of a sound system of risk management and internal control which is operating effectively.