



MADER

Euroz Hartleys Rottneest Island Conference

MADER GROUP LIMITED | 8 MARCH 2022



Who We Are

A leading global provider of specialist maintenance support for mobile equipment and fixed infrastructure across the mining, civil and energy sectors.

Global workforce
1,750+
Skilled employees

Support vehicles
800+
Throughout the world

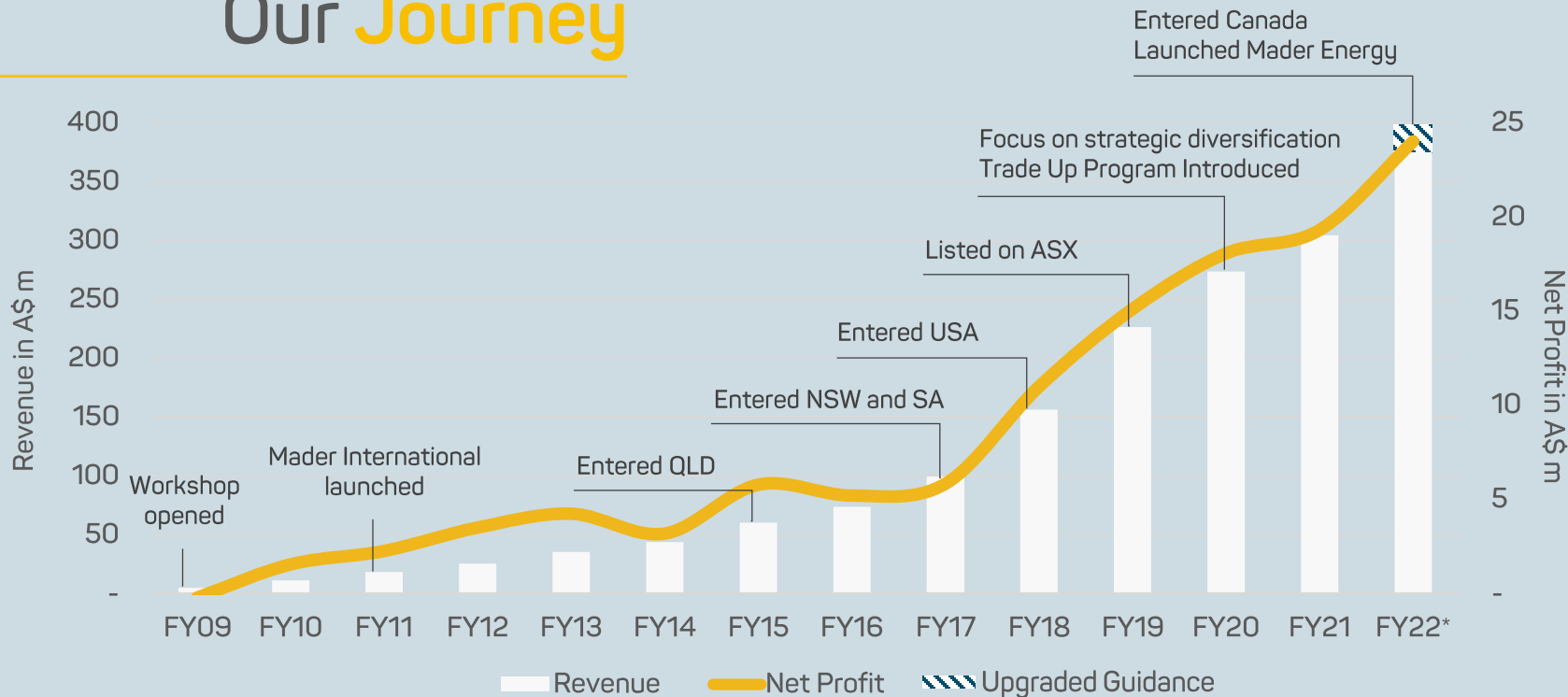
Supported
370+
Mine sites

Wide network
240+
Customers

Operated in
8
Countries

As at 31 Dec 2021.

Our Journey



*Based on delivery of the Group's FY22 revenue and NPAT guidance



What We Do

We deliver 'tap on, tap off' specialist services designed to help our customers make light work of heavy equipment maintenance.



Specialist **maintenance** covering...



Globally Diversified Portfolio

Track record of replicating the business model in new addressable markets



10 Year CAGR
30%+
Year on Year
Revenue Growth

Organic Focus

Consistent returns to shareholders

Stable margins
disciplined capital allocation

Strong operating **cashflows**

Relatively low **capital intensity**

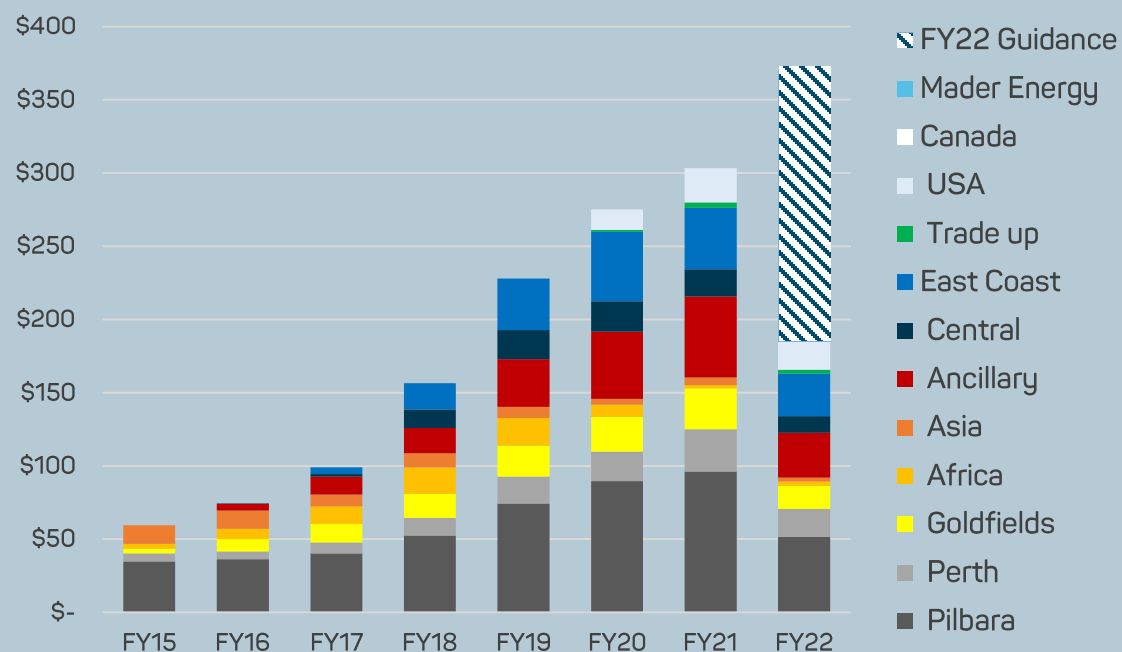


High Growth Agenda

A long term **strategy to unlock growth** in highly attractive addressable markets whilst maintaining low net debt and enhanced returns

10 Year CAGR
30%+
Revenue Growth

Annual Revenue Growth (\$Am's)



Based on delivery of the Group's FY22 revenue guidance

Culture and engagement



Strong, flexible business model and continuous business improvement

Geographic diversification



New geographies with large addressable markets

Targeted growth in North America



A significant pillar in our long-term growth strategy

Sector diversification



New revenue streams to deliver stable and growing returns for investors

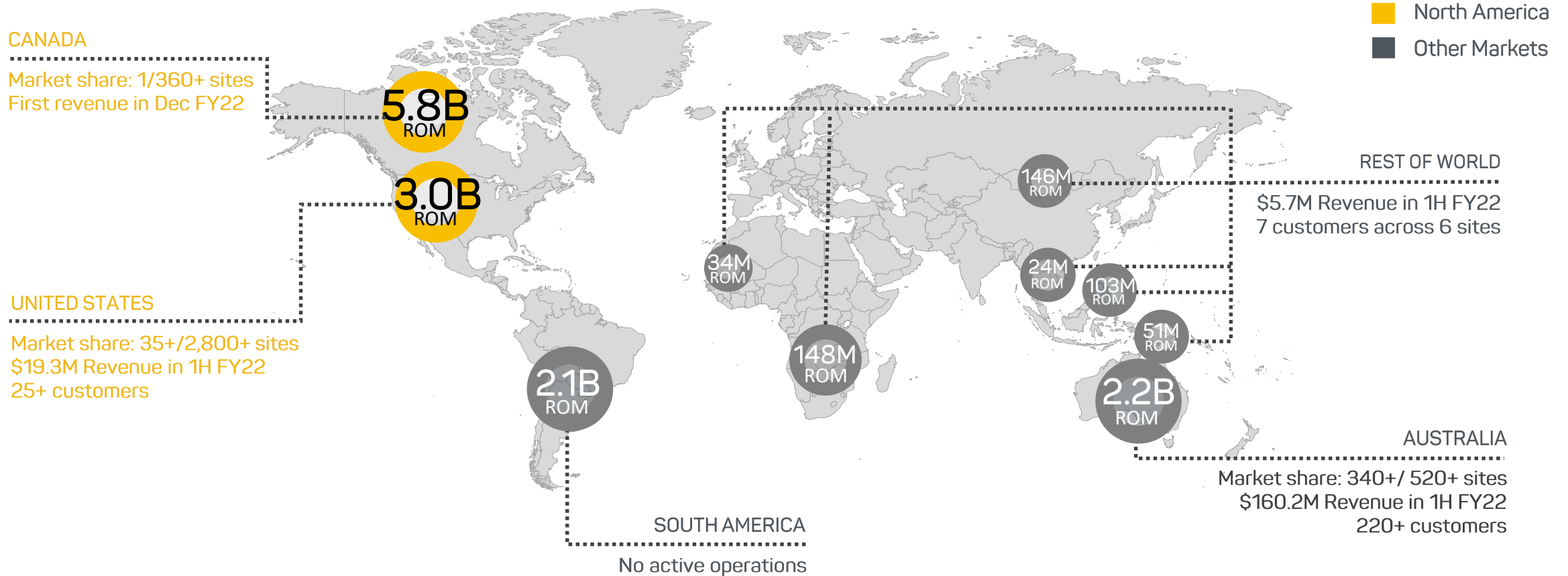


Geographical Diversification

MADER GROUP LIMITED

Growth opportunities and addressable market

Market Share: Sites Mader Group services versus total operational sites
ROM: Run of Mine Production in Metric Tonnes



Source: "GlobalData Intelligence Centre" for total site operations and 2021 ROM data

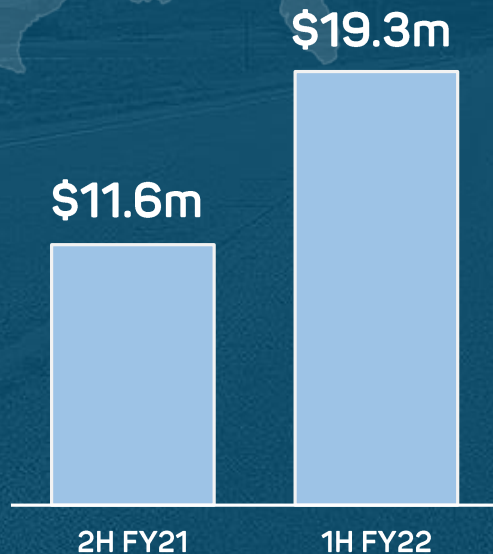


USA Scaling Growth

Revenue
Growth (A\$)

66%↑

Vs PCP



Specialised
Field Techs

130+

Service Trucks

100 Mine
Spec

Customers

25+

States

20+



OEM Agnostic
Mechanical Maintenance

Significant
Growth Prospects
& Wide Talent Pool

Unrestricted
By Borders & Franchising

Operating in
8 out of 12 of the highest
mineral producing states

Commodity Market
3 billion metric tonnes of
commodities extracted

Aggregates market
Valued at US\$106.6 billion



Canada Now Online

Service Trucks

5 Supporting Customers

Immediate Impact

Fully Organic Start Up

Significant Growth Prospects

Low Capital Intensity

Diverse Portfolio

Populous Mining Centres

Large Talent Pool

Diverse Commodity Markets

Sizable Market High Growth Potential

Commonwealth Relationship Access to Working Visas

Politically Stable



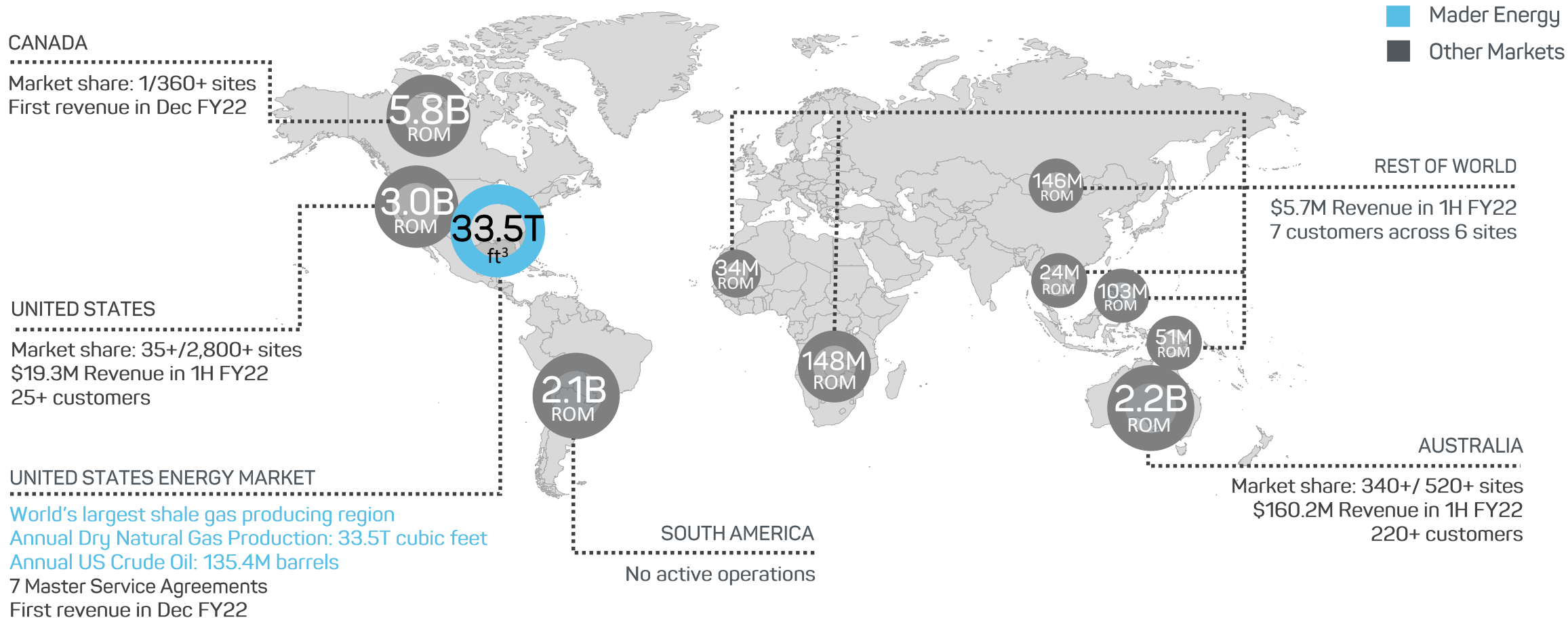


Sector Diversification

MADER GROUP LIMITED

Growth opportunities and addressable market

Market Share: Sites Mader Group services versus total operational sites
ROM: Run of Mine Production in Metric Tonnes



Sources: "GlobalData Intelligence Centre" for total site operations and 2021 ROM data
"U.S. Energy Information Administration for 2020 oil and gas production data

Energy Market

Natural gas compression is essential to the production and transportation of natural gas. The mechanical process is required at several stages, particularly in the upstream and midstream sectors.

Production at the wellhead



Storage and distribution



Gas processing facilities



Transportation (pipelines)



Oil and Gas Basins

The US is the **world's largest producer** of oil and gas

Bakken

Appalachia

Anadarko

Haynesville

Permian

Eagle Ford

Sector Growth Opportunities

Infrastructure Maintenance
Power Generation
Offshore Platforms

Gas Processing Plants
Refineries
Pipeline Transportation

Interstate Pipeline

An integrated network that moves natural gas throughout North America.

~1,700 gas compressor stations support the pipeline totalling **~35 million horsepower**.

Sources: U.S. Department of Homeland Security and U.S. Energy Information Administration Database

Introducing Mader Energy



Service Vehicles

16 Secured and ready to go

New Customers

7 Master Service Agreements

Fully Organic
Immediate start with a team of techs mobilised

Ease of Access
Operational Clusters

Sizable Market
High Growth Potential

Growth Prospects
Diversification Options

Transferable
Expertise

Retention Tool
Global Pathways

Business Model
Suited to the Industry





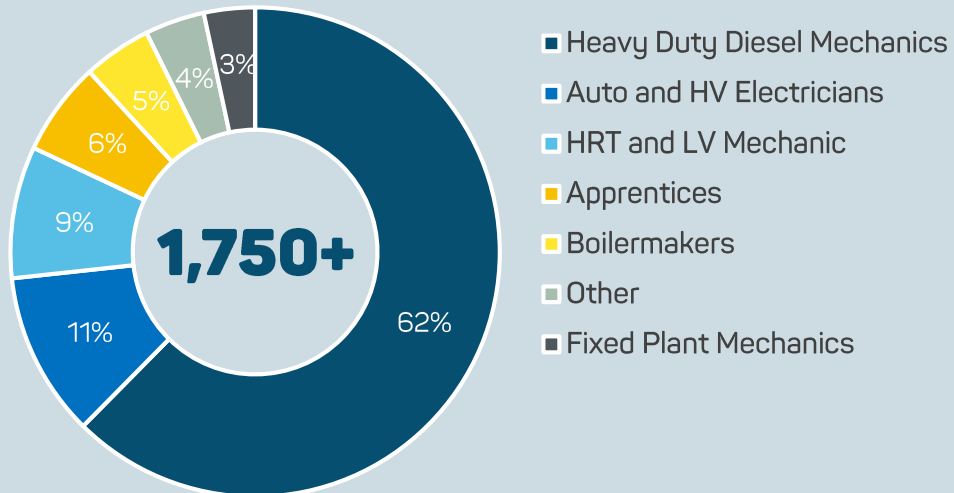
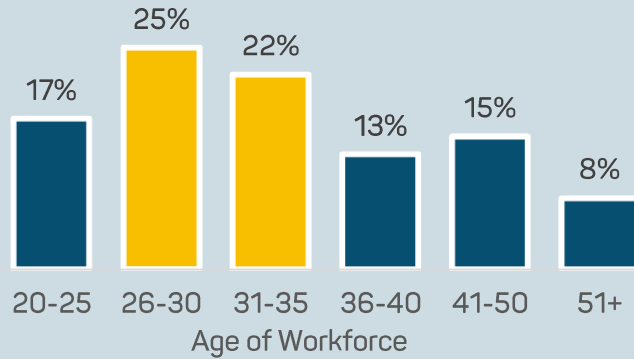
Culture and People

MADER GROUP LIMITED



A Specialised Workforce

We lead the market in delivering safe and high quality expertise. Our pursuit of quality is backed by years of investment in our people and culture.



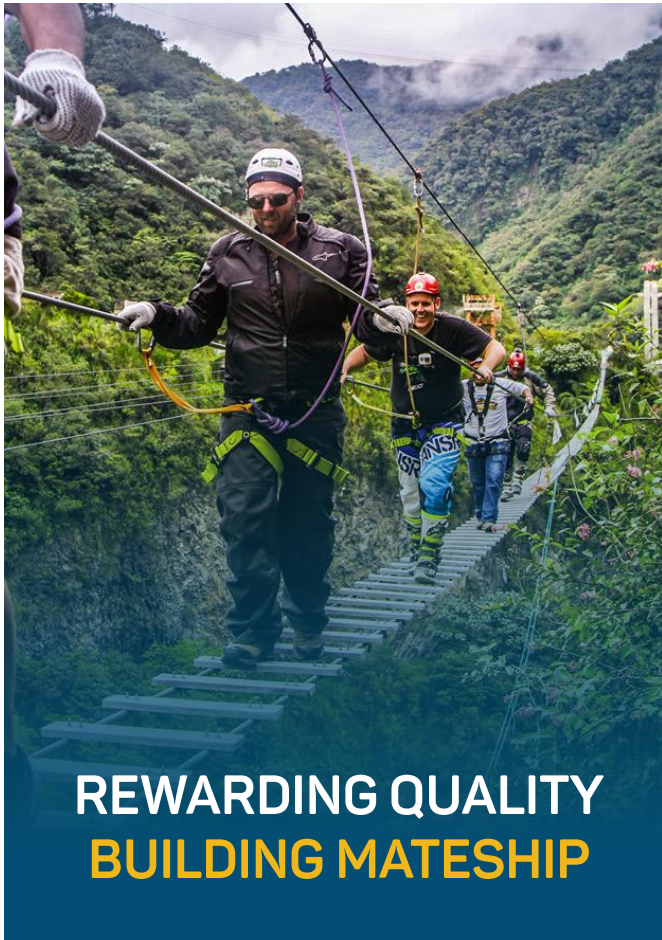
Global Pathways Initiative





Variety. Flexibility. Opportunity.

Built over
17
YEARS



REWARDING QUALITY
BUILDING MATESHIP

Unique
Culture
Beyond the Job

Exciting
Career
Pathways

Flexible
Lifestyle
Tailored Rosters

Growing
Industry
Leaders

AWARD RECOGNITION

EMPLOYER OF THE YEAR
2021 AWARD WINNER
RISE BUSINESS AWARDS
SPONSORED BY BUSINESS NEWS

TRAINING EXCELLENCE
2021 ABA100 AWARD WINNER
AUSTRALIAN BUSINESS AWARDS

CONTRACT MINER OF THE YEAR
2021 AWARD FINALIST
AUSTRALIAN MINING
PROSPECT AWARDS

MOST TRUSTED MINING & CIVIL
CONTRACTOR
2021 AWARD WINNER
APAC INSIDER

Appendices

MADER GROUP LIMITED



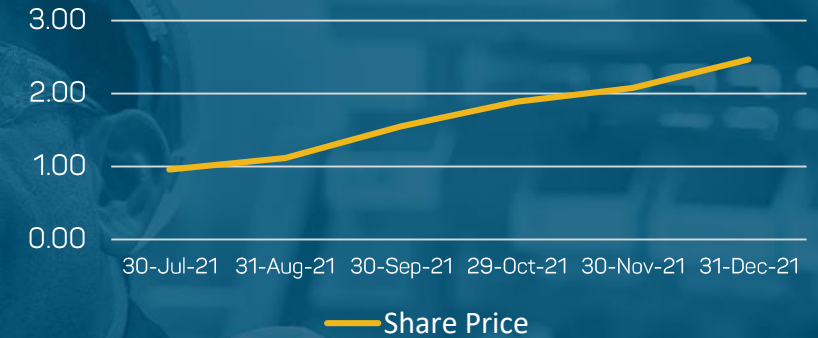
Investment Case

Market Cap
\$458m
At market close
4 March 2022

Shares
200m
on issue

Share Price
\$2.29
At market close
4 March 2022

Share Price 1H FY22



PROVEN
TRACK
RECORD

DISRUPTIVE
BUSINESS
MODEL

CAPITAL
LIGHT
OPERATIONS

SUSTAINABLE
GROWTH
PROSPECTS

LARGE
ADDRESSABLE
MARKETS

POSITIVE
INDUSTRY
TRENDS

UNIQUE
WORKPLACE
CULTURE

SIMPLE BALANCE
SHEET &
FINANCIAL
FLEXIBILITY

Glossary



HV Electrician	High Voltage Electrician
LV Mechanic	Light Vehicle Mechanic
HRT Mechanic	Heavy Road Transport Mechanic
1H FY22	The period 1 July 2021 to 31 December 2021
2H FY21	The period 1 January 2022 to 30 June 2022
FY	The 12 month period ending on 30 June of the respective year
PCP	The Prior Corresponding Period, being 1H FY21
EBITDA	Earnings before interest, tax, depreciation and amortisation
EBIT	Earnings before interest and tax
NPAT	Net profit after tax
Net Leverage	Net Debt / annualised EBITDA
OCFBIT	Operating Cash Flow before interest and tax
CAGR	Compound Annual Growth Rate
OEM	Original Equipment Manufacturer
MSA	Master Service Agreement

Disclaimer



This presentation has been prepared by Mader Group Limited (ACN 159 340 397) “Mader”, “Mader Group” and the “Company”) and approved by the Board of Mader Group. The information contained in this presentation is for information purposes only.

The information contained in this presentation is not investment or financial product advice and is not intended to be used as the basis for making an investment decision. Please note that, in providing this presentation, Mader has not considered the objectives, financial position or needs of any particular recipient. Mader strongly suggests that investors consult a financial advisor prior to making an investment decision.

No representation or warranty, express or implied, is made as to the fairness, accuracy, completeness or correctness of the information, opinions and conclusions contained in this presentation. To the maximum extent permitted by law, none of Mader, their respective related bodies corporates, shareholders, directors, officers, employees, agents or advisors, nor any other person accepts any liability, including, without limitation, any liability for any loss arising from the use of information contained in this presentation or otherwise arising in connection with this presentation.

This presentation may include “forward looking statements”. Such forward-looking statements are not guarantees of future performance and involve known and unknown risks, uncertainties and other factors, many of which are beyond the control of Mader and their respective officers, employees, agents or associates that may cause actual results to differ materially from those expressed or implied in such statement. Actual results, performance or achievements may vary materially from any projections and forward looking statements and the assumptions on which those statements are based. Mader assumes no obligation to update such information. Recipients of this presentation are strongly cautioned not to place undue reliance on forward-looking statements, particularly in light of the current economic climate and the significant volatility, uncertainty and disruption caused by the outbreak of COVID-19.

This presentation is not, and does not constitute, an offer to sell or the solicitation, invitation or recommendation to purchase any securities and neither this presentation nor anything contained in it forms the basis of any contract or commitment.

The distribution of the presentation in jurisdictions outside Australia may be restricted by law and you should observe any such restrictions. Any failure to comply with such restrictions may constitute a violation of applicable securities laws. This presentation does not constitute an offer to sell, or a solicitation of an offer to buy, any securities in the United States. The securities of Mader have not been, and will not be, registered under the U.S. Securities Act of 1933, as amended (Securities Act) or the securities laws of any state or other jurisdiction of the United States, and may not be offered or sold in the United States except in compliance with the registration requirements of the Securities Act and any other applicable securities laws or pursuant to an exemption from, or in a transaction not subject to, the registration requirements of the Securities Act and any other applicable securities laws.