



13 April 2022



DISCLAIMER

General Disclaimer:

This presentation has been prepared by Nico Resources Limited (“Nico” or the “Company”) for the purpose of providing an overview of the Company. The presentation is based upon information available to the Company at the date of this presentation. The Company makes no representation and can give no assurance, guarantee or warranty, express or implied, as to, and to the maximum extent permitted by law takes no responsibility and assumes no liability for, the authenticity, validity, accuracy, suitability or completeness of, or any errors in or omission, from any information, statement or opinion contained in this presentation. This presentation contains information of a general nature. This presentation is not an offer or invitation or inducement to subscribe for, or purchase, securities in the Company. Recipients of this presentation should conduct their own investigation and perform their own analysis before making any investment decision. All persons should consider seeking appropriate professional advice in reviewing this presentation and all other information with respect to the Company and evaluating the business, assets and operations of the Company. Neither the provision of this presentation nor any information contained in this presentation or subsequently communicated to any person in connection with This presentation is, or should be taken as, constituting the giving of investment advice to any person. This presentation is not a prospectus, product disclosure statement, disclosure document or offer document. This presentation has not been approved by Australian Securities and Investments Commission or any other regulatory or supervisory authority.

Forward-looking statements:

This presentation contains forward-looking statements. All statements other than those of historical facts included in this presentation are forward-looking statements, including projections and estimates of ore reserves and mineral resources. Forward-looking statements are subject to risks, uncertainties and other factors, which could cause actual results to differ materially from future results expressed, projected or implied by such forward-looking statements. Such risks include, but are not limited to, exploration, development and operational risks. The Company does not undertake any obligation to release publicly any revisions to any forward-looking statement to reflect events or circumstances after the date of This presentation, or to reflect the occurrence of unanticipated events, except as may be required under applicable securities laws.

Ore reserves, mineral resources and exploration results:

This Presentation contains references to ore reserve estimates, mineral resource estimates and exploration results, all of which have been extracted from the Company’s replacement prospectus dated 23 November 2021 (“Prospectus”) released to ASX on 17 January 2022 and which is available for view at the <https://www.nicoresources.com.au/> and the ASX website at <https://www2.asx.com.au/markets/trade-our-cash-market/historical-announcements> using the ASX code ‘NC1’. The Company confirms that it is not aware of any new information or data that materially affects the information included in the Prospectus about the Company’s ore reserves, mineral resources and exploration results and that all material assumptions and technical parameters underpinning the ore reserve and mineral resource estimates in the Prospectus continue to apply and have not materially changed.

Currency and definitions:

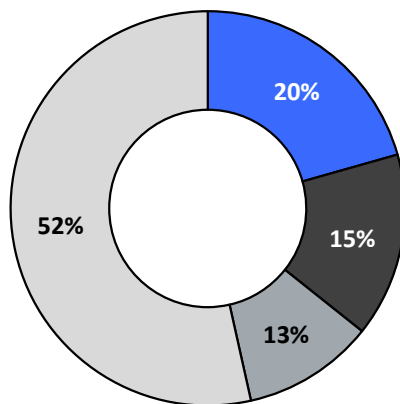
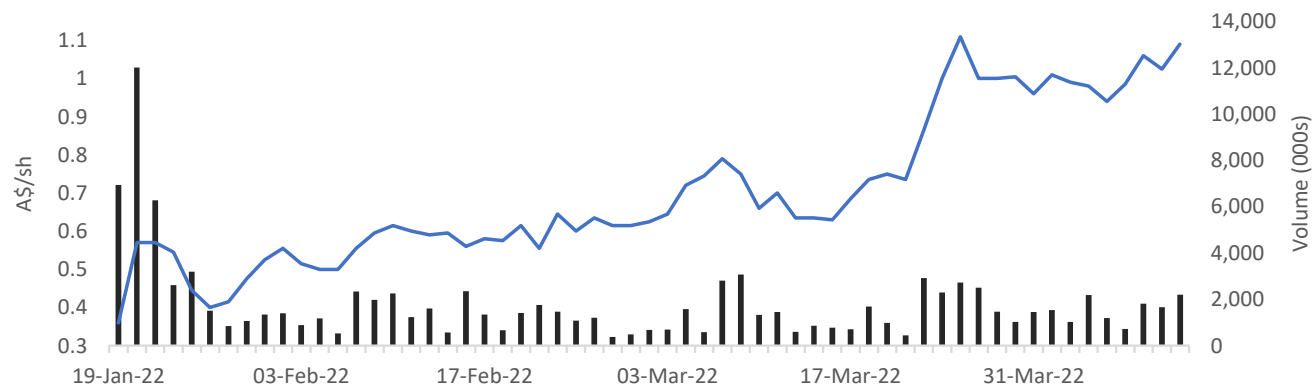
All currency in the presentation is in AU\$ unless stated otherwise. EBITDA is earnings before interest, tax, depreciation and amortisation and is an unaudited non IFRS measure. C1 Cash Cost (“C1”) represents the cost for mining, processing and administration after accounting for movements in inventory (predominantly stockpiles). It does not include proceeds from by-product credits and excludes the cost of royalties and capital costs for exploration, mine development and plant and equipment. All-in-Sustaining Cost (“AISC”) and is made up of the C1 cash cost plus royalty expense, sustaining capital expense and general corporate and administration expenses. AISC is an unaudited Non-IFRS measure. All-in Cost (“AIC”) is made up of AISC plus growth (major project) capital and exploration discovery expenditure. AIC is an unaudited non-IFRS measure.

CAPITAL STRUCTURE

A\$98 million
Market Capitalisation¹

A\$10 million
Cash¹

19-Jan-22
IPO Date



- Metals X
- Blackstone Minerals
- Board & Management
- Other Shareholders

Board & Management

Non-Executive Chairman	Warren Hallam
Managing Director	Rod Corps
Non-Exec Director	Brett Smith
Company Secretary & CFO	Amanda Burgess
General Manager	Fergus Kiley

Ownership

Board & Management	13%
Top 20 Shareholders	74.66%
Top 50 Shareholders	81.25%

1) As at 13-Apr-22

NICO OPPORTUNITY

Transforming the Australian nickel industry

1

One of the largest undeveloped nickel resources / reserves globally to underpin an independent Australian nickel producer

2

Provide responsibly sourced environmentally friendly **green metals** to the market

3

Deliver a Trifecta strategy – Optimise, Develop & Produce

4

Develop a large, long life, low cost, **Tier 1 asset** with over 40 years Reserve producing 40,000tpa Ni & 3,00tpa Co – Nationally Recognised Critical Minerals Project Status

5

Currently a 50 year resource but commanding over 100km of mineralised corridor with only ~25% of the interpreted belt explored to date

“Generate superior shareholder returns through development and growth whilst maintaining a commitment to our ESG credentials”.

PROJECT HIGHLIGHTS

Wingellina is a development-ready, large resource project, with a demonstrated ability to produce nickel & cobalt sulphates, sulphides and hydroxides. The unique characteristics of Wingellina provides several investment and development options for NiCo Resources and potential investment partners.

1

NiCo Resources acquired the Wingellina nickel portfolio in 2022

2

The Central Musgraves current Resource contains ~2Mt of Ni metal and ~154Kt of Co.

3

A forgotten asset in a rising nickel market that represented an opportunity to realise value for significantly discounted \$/lb Ni in ground resources

4

Regional upside with deposits like Claudi Hill . Current exploration accounting for less than 25% of the mineralised trend.



WINGELLINA

A company making asset



Significant Assets
~2Mt of contained Nickel
~154kt of contained Cobalt
Australian Critical Minerals Project Status (Cobalt)



Clear Strategy to deliver a Tier 1 long life (+40Yrs), low cost nickel production asset with low carbon emission intensity profile



Sustainably designed with optimization studies for value accretive projects to enhance overall economics



Funding strategy to target development and growth






Fills existing void of ASX listed nickel mining companies with a long life generational asset

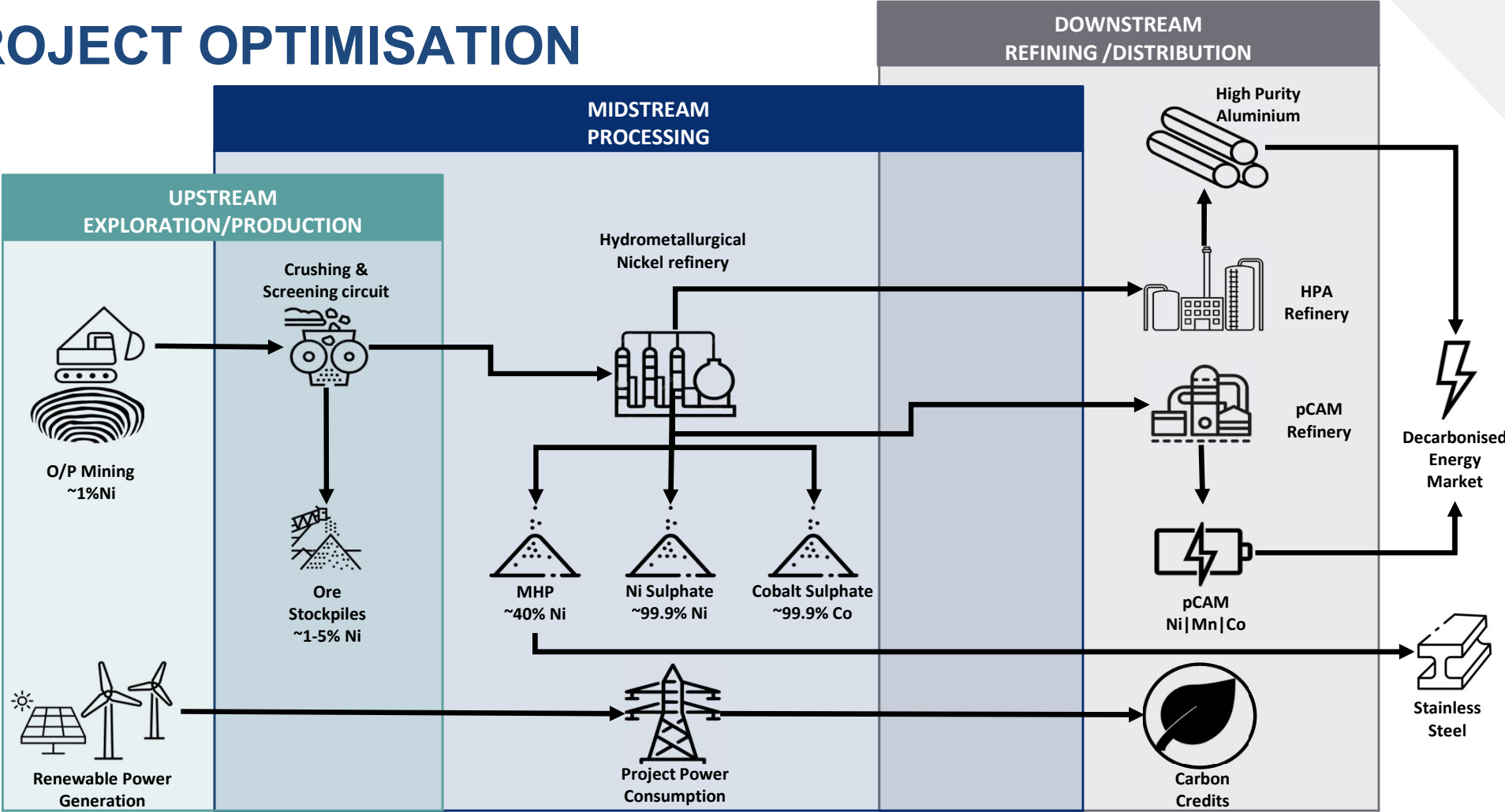


Resource expansion and inventory growth potential with strong pipeline of targets

CORPORATE STRATEGY

 <p>Optimise</p>	 <p>Develop</p>	 <p>Produce</p>
<ul style="list-style-type: none"> • New Wingellina feasibility study • Additional scoping level analysis <ul style="list-style-type: none"> • Nickel processing technology • Renewable power investigation • HPA refinery • pCAM processing • Carbon life cycle analysis • E-Fleet analysis • Finalise project development strategy and complete Definitive/Bankable Feasibility study 	<ul style="list-style-type: none"> • The project reserve currently in excess of 40+ Year mine life at 40,000tpa Ni and 3,000tpa Co • Shovel ready project <ul style="list-style-type: none"> • EPA approval granted in 2016 • Access & development agreement in place • Sufficient water sources • Modularised capital intensity investment strategy • Genuine ability to deliver “Green Ni tonnes to the market” • Unparalleled economic opportunities for community 	<ul style="list-style-type: none"> • LOM production strip rate 1:1 with first 20 years 0.5:1 • Free dig operation Average ore thickness of 80m • Advantageous ore chemistry (High Fe/ Low MgO) project highly amenable to HAPL operations • Low relative Acid Consumption <300 Kg/t • Consolidate the Musgraves to unlock the metallogenic potential of the region for multiple geological systems • Conduct exploration across all tenements significantly increasing the LOM beyond 40 years and look to increase potential production profile • Fundamentally the most underexplored Proterozoic mobile belt in Australia

PROJECT OPTIMISATION



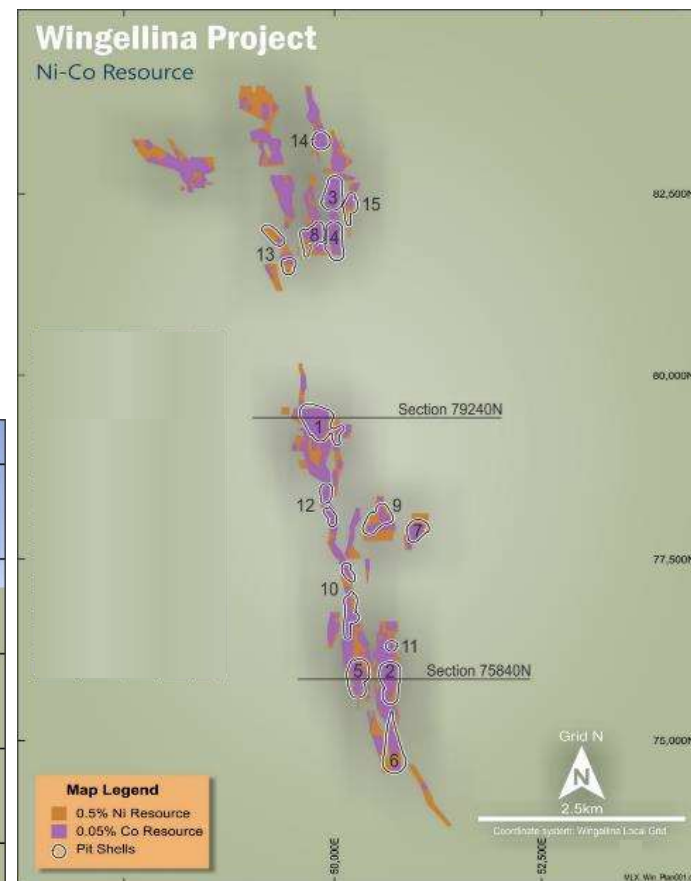
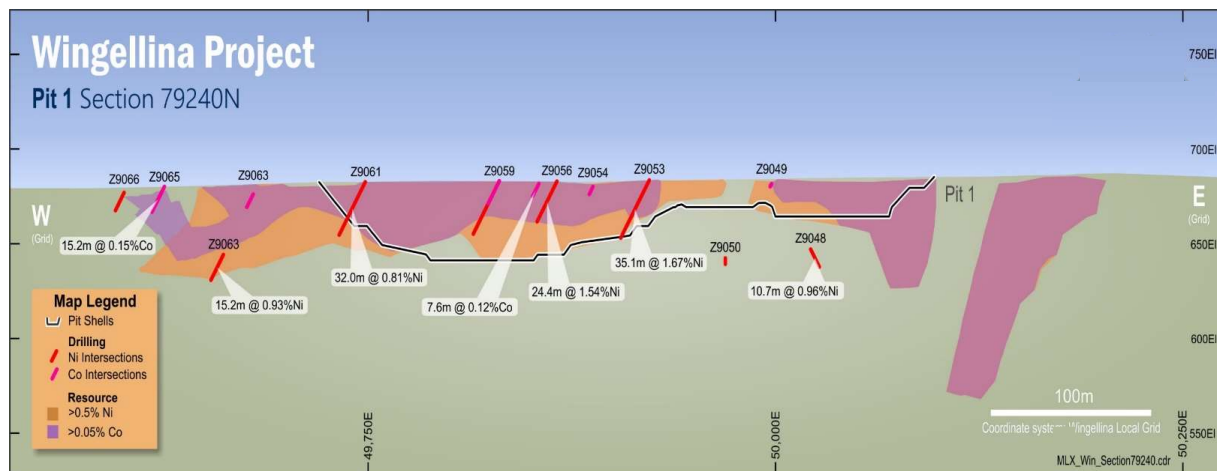
WINGELLINA PRODUCTION CHARACTERISTICS

Wingellina Proposed HPAL Operation	
Strip Ratio	1:1 (0.5:1 for 0-20 yrs)
Ore Thickness	80 metres average
Tonnes/km ²	50-60 Mt
Mining Technique	Free Dig
MgO	Low
Iron	High
Low Acid Consumption	< 300 Kg/t
Ore Blending	Not Required

HIGH GRADE COBALT ZONES

Evaluation of high-grade cobalt domains within the Wingellina deposit

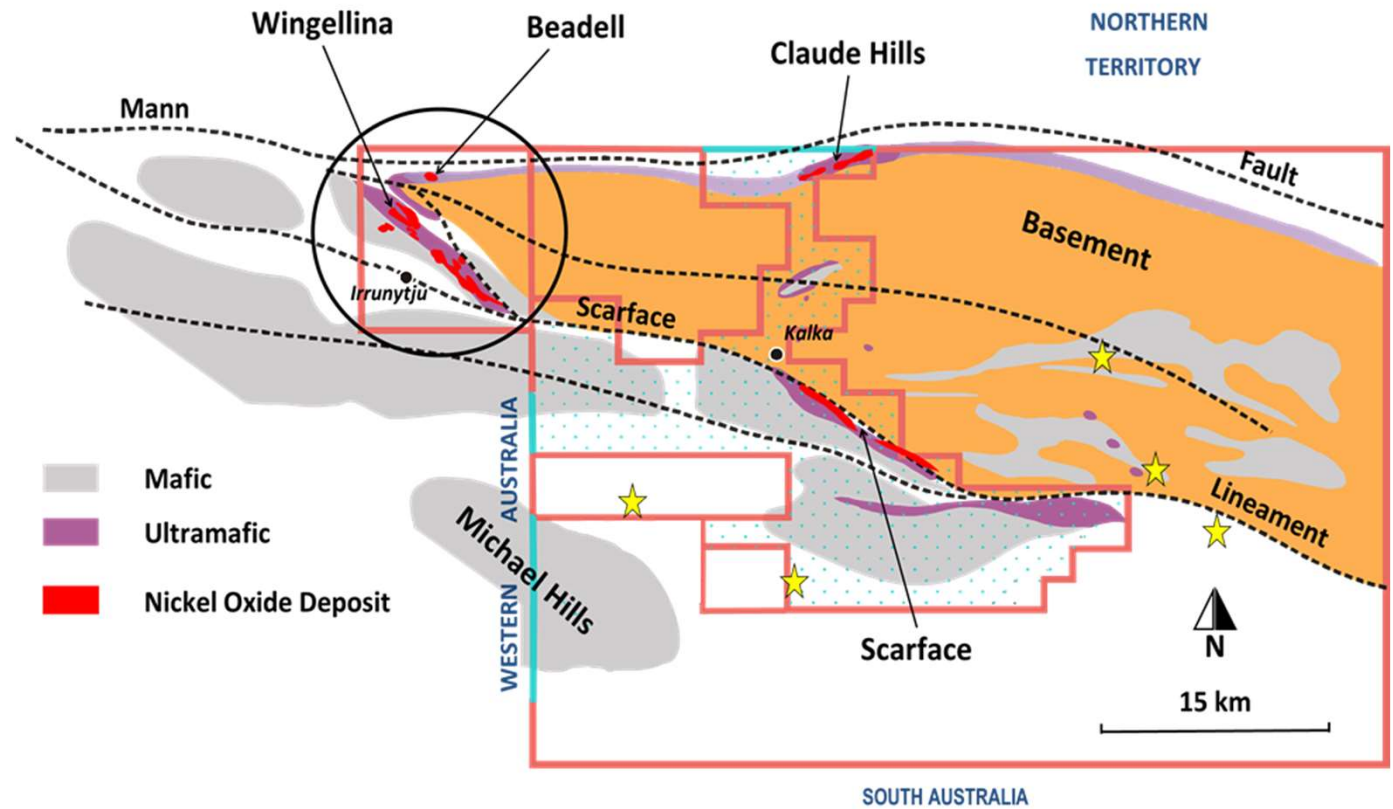
- High grade Co zones represent increased economic value reducing capital payback period
- High Grade Co domains include:
 - 29.7Mt at 0.14% Co and 1.15% Ni (1.57% Ni Eq) for 42,000t Co (0.1% Co Cut-off)
 - 110.5Mt at 0.11% Co and 0.97% Ni (1.3%Ni Eq) for 121,000t Co (0.05% Co Cut-off)
- Recent drilling confirmed high grade starter pits
- 15 high grade pits have been defined enabling faster capital payback strategy
- LOM Strip ration 1:1 with initial 20 years being 0.5:1



SIGNIFICANT EXPLORATION SIDE

Only 25% of the contact zone has been drilled

Wingellina, Irrunytju, WA Ni Co	
Project Status	Development stage
Current Work Program	Drilling ~10,000m in 2022
Comments	Project Currently has a reserve of ~2Mt of contained Nickel. Largest known resource in the belt
Claude Hills, Claude Hill, SA Ni Co	
Project Status	Resource definition stage
Current Work Program	Drilling ~5,000m in 2022
Comments	Project Currently has a resource of ~33Mt grading 0.81% Ni & 0.07% Co
Scarface, Kalka, SA Ni Co PGE	
Project Status	Exploration stage
Current Work Program	Field reconnaissance mapping and sampling 2022
Comments	Early stage Nickel oxide exploration target, preliminary mapping indicates strong trend of mineralisation
Beadell, Irrunytju, WA Ni Co	
Project Status	Exploration stage
Current Work Program	Field reconnaissance mapping and sampling 2022
Comments	Prospect demonstrates elevated PGE's in an oxide style mineralization



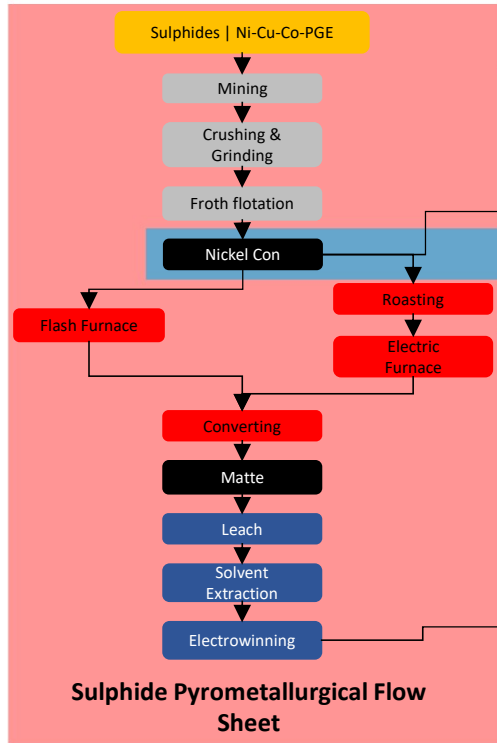
LATERITES VS SULPHIDES

Which one is the most favorable ore source?

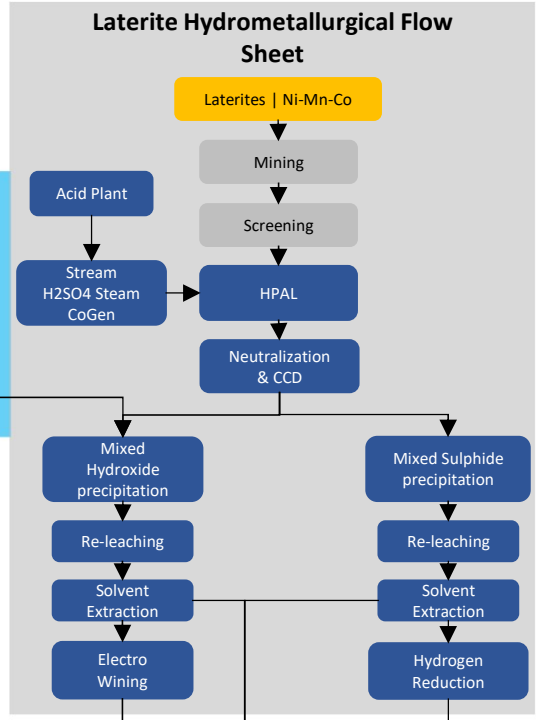
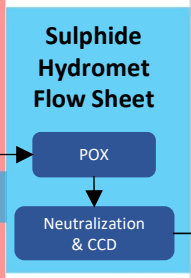
Sulphide ores typically occur as economically viable grades of 1-3% Ni in the ground and are concentrated to 10 – 20% Ni using crushing, grinding and flotation processes.

Concentrates are roasted or smelted to produce ~50% Ni Matte. Smelting is an energy intensive and emissions heavy process

Hydromet processing is used to refine nickel to produce 99.8% Ni products such as powders and briquettes



The refined briquettes or powders are transferred to another hydromet facility to be dissolved and combined with other sulphates such as cobalt and manganese to produce precursor cathode active material

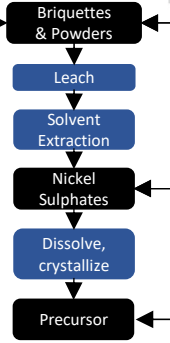


Legend:

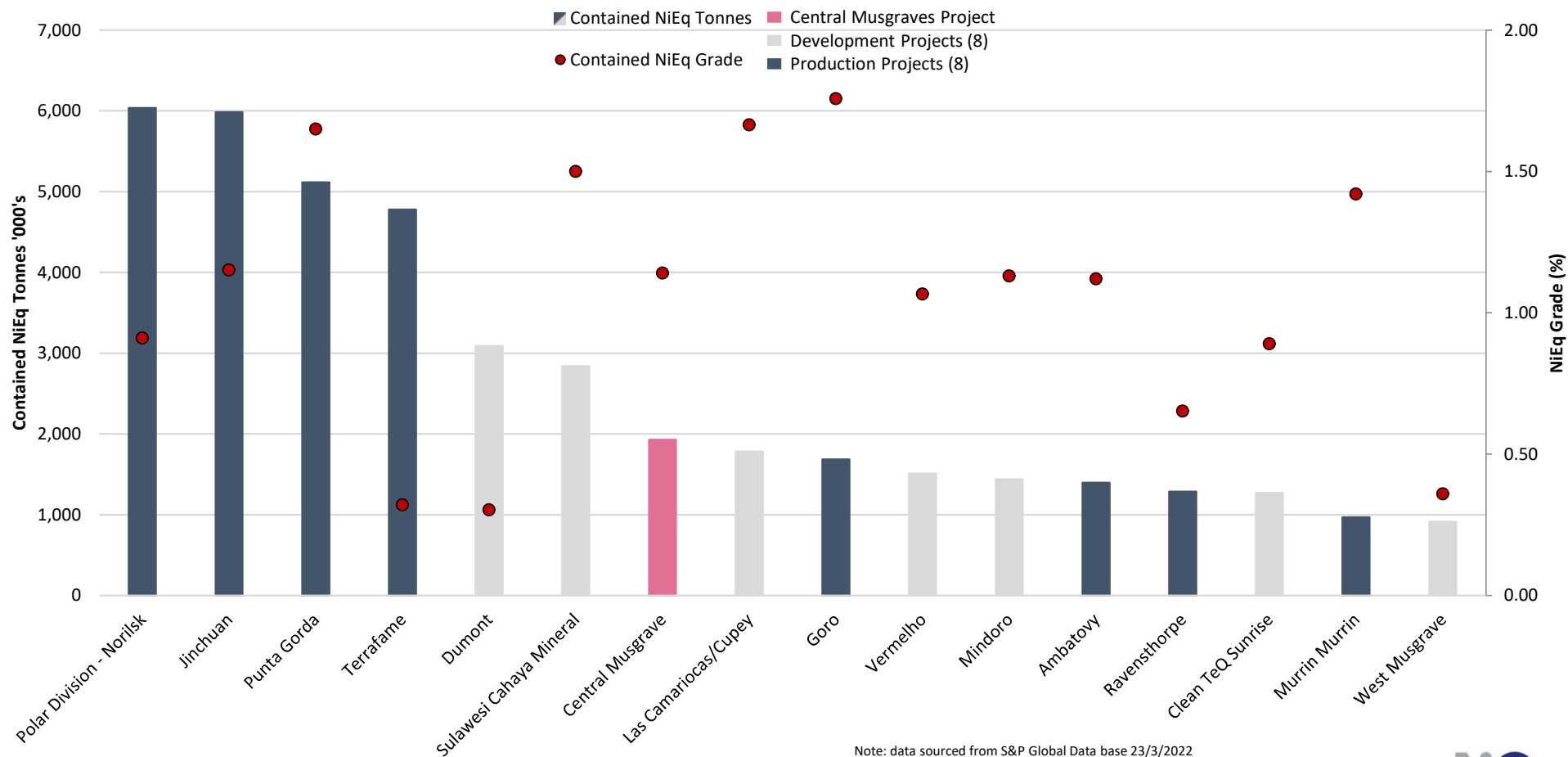
- Ore sources
- Traditional mining techniques
- Pyrometallurgical techniques energy intensive (smelting)
- Hydrometallurgical techniques reduced energy consumption and GHG emissions
- Nickel Products

Limonite's typically occur as 1-1.5% Ni in ground with cobalt and manganese co-product association. They are treated via hydrometallurgical processes to form Mixed Hydroxide precipitants (MHP). Traditionally MHP was a feedstock for the stainless-steel industry.

The recent evolution of the EV market has seen the development of the N:M:C lithium-ion battery. Limonite's with their natural metal assemblage and hydrometallurgical processing requirements make them the most optimal raw ore feedstock to supply the N:M:C cathode industry in one deposit.



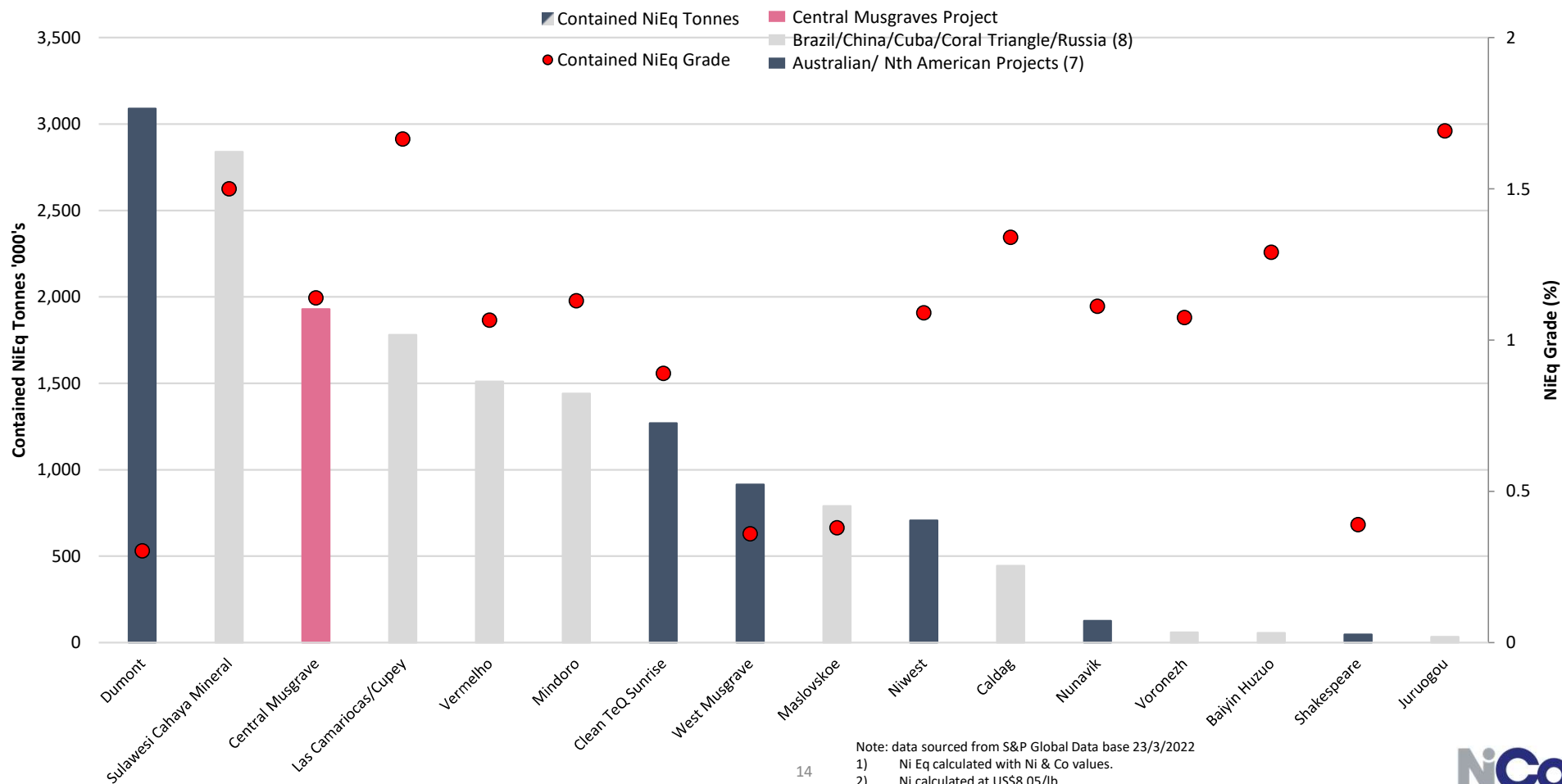
LARGEST GLOBAL NICKEL RESERVES



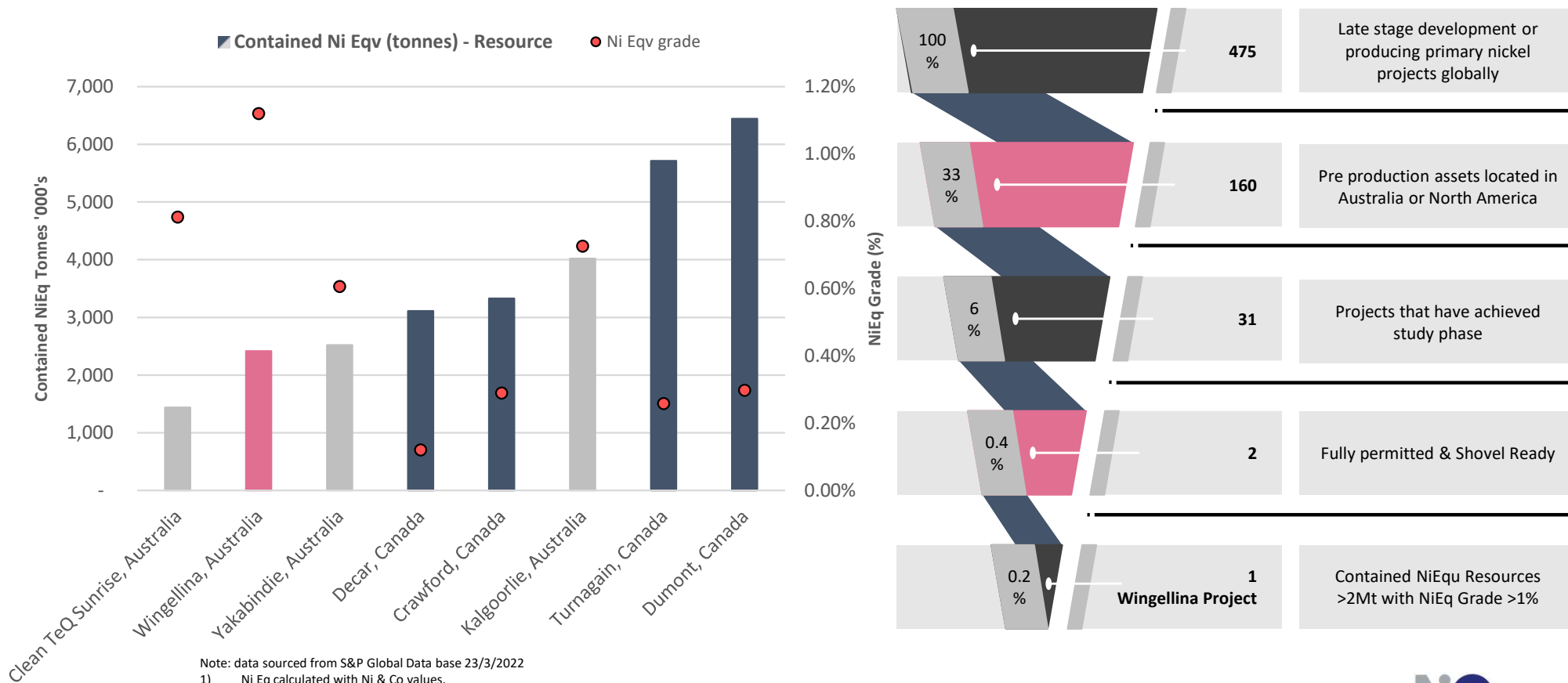
Note: data sourced from S&P Global Data base 23/3/2022

- 1) Ni Eq calculated with Ni & Co values.
- 2) Ni calculated at US\$8.05/lb
- 3) Cobalt calculated at US\$24.07/lb

LARGEST UNDEVELOPED GLOBAL NICKEL RESERVES



AUS/NTH AMERICAN SIGNIFICANT UNDEVELOPED NICKEL DEPOSITS



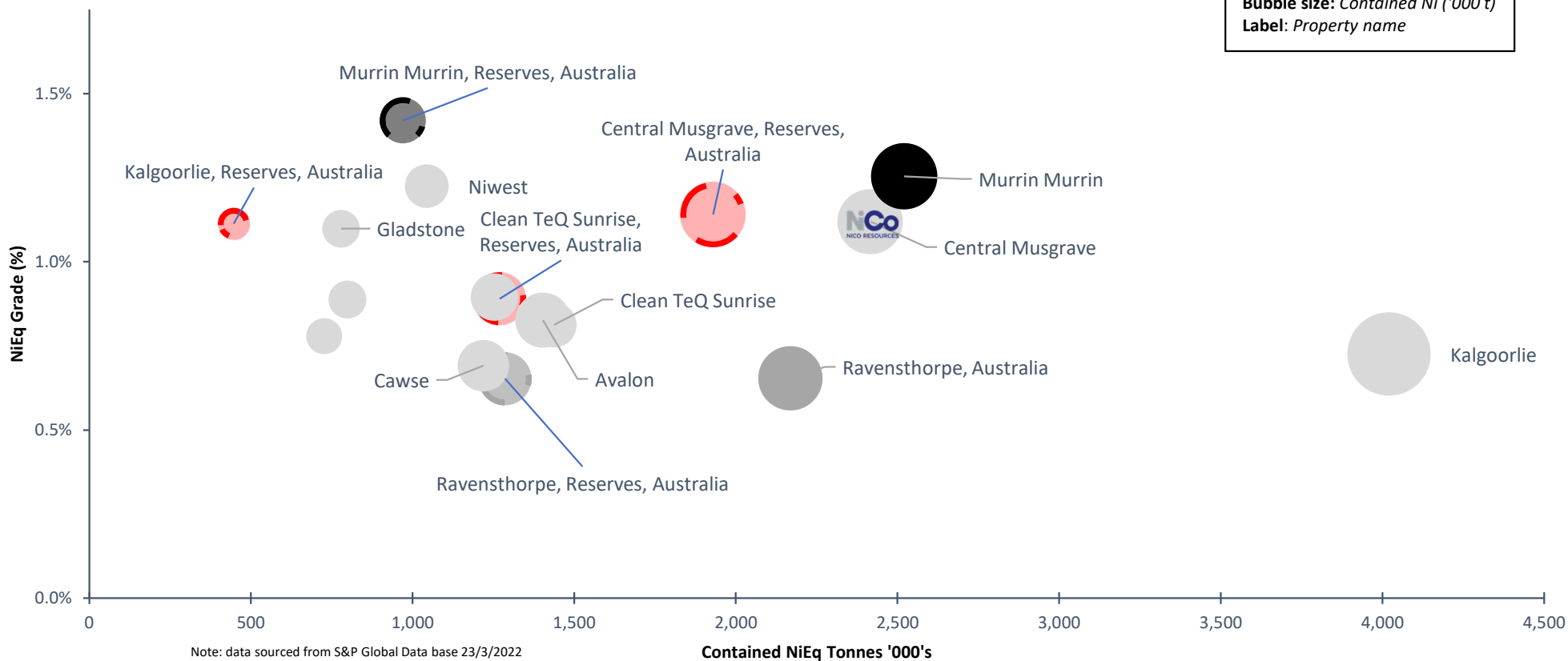
Note: data sourced from S&P Global Data base 23/3/2022

- 1) Ni Eq calculated with Ni & Co values.
- 2) Ni calculated at US\$8.05/lb
- 3) Cobalt calculated at US\$24.07/lb

UNDEVELOPED AUSTRALIAN NICKEL LATERITE RESOURCES

● Nickel Laterite Reserves
 ● Ravensthorpe
 ● Pre-Production
 ● Murrin Murrin

Bubble size: Contained Ni ('000 t)
Label: Property name



Note: data sourced from S&P Global Data base 23/3/2022
 1) Ni Eq calculated with Ni & Co values.
 2) Ni calculated at US\$8.05/lb
 3) Cobalt calculated at US\$24.07/lb



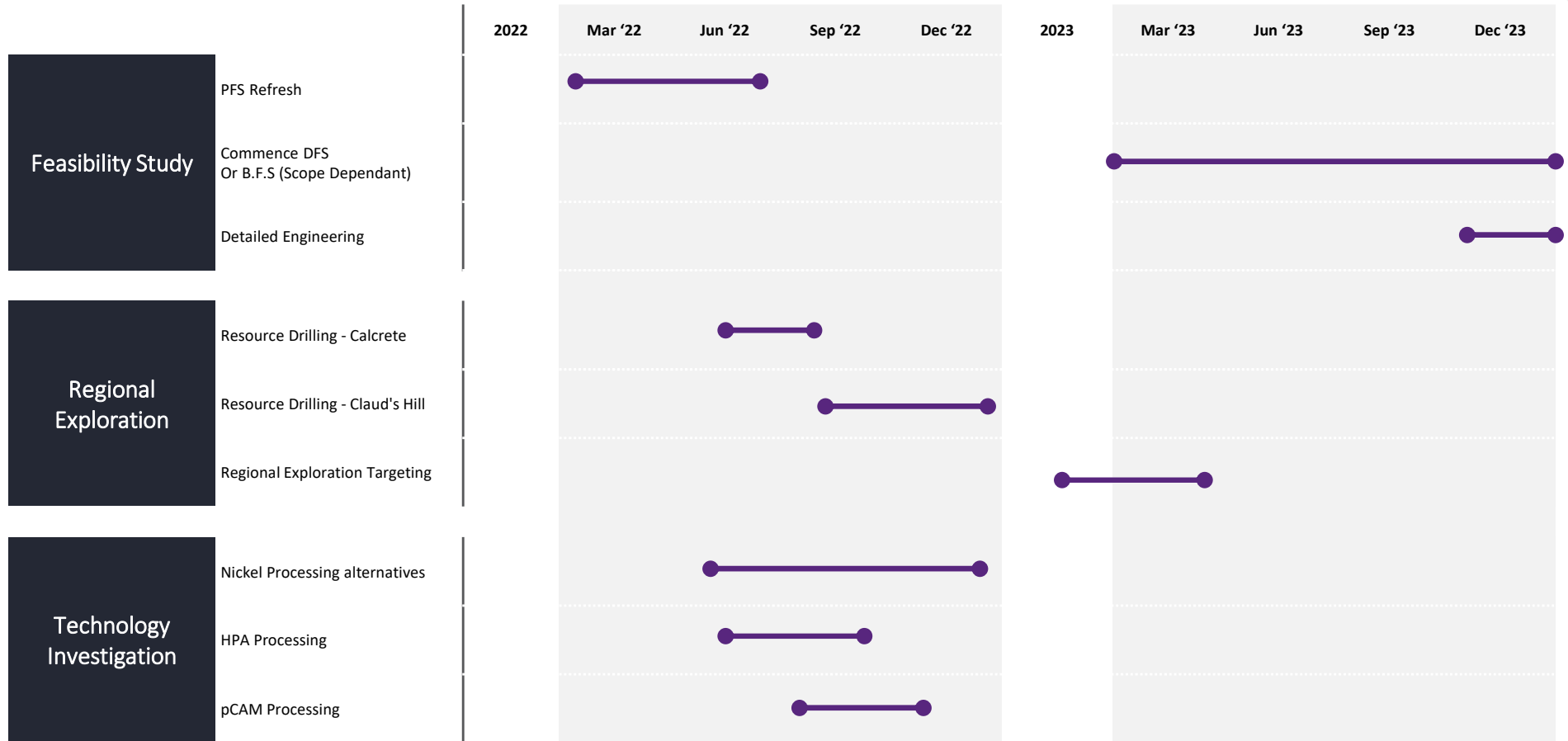
RESOURCE & RESERVE STATEMENT

Central Musgraves Project (CMP), Western Australia

0.5% Ni cut-off grade	Classification	Tonnes		Grade	Metal (t)
		Wingellina			
Nickel	Measured	37,600,000		0.98	368,000
	Indicated	130,900,000		0.91	1,193,000
	Inferred	14,100,000		0.87	122,000
	Total	182,600,000		0.92	1,684,000
Cobalt	Measured	37,600,000		0.075	28,000
	Indicated	130,900,000		0.072	94,600
	Inferred	14,100,000		0.065	9,100
	Total	182,600,000		0.07	131,700
Fe ₂ O ₃	Measured	37,600,000		45.94	17,260,000
	Indicated	130,900,000		45.55	59,611,000
	Inferred	14,100,000		41.25	5,832,000
	Total	182,600,000		45.30	82,701,000
Claude Hills 2010					
Nickel	Measured	-		-	-
	Indicated	-		-	-
	Inferred	33,000,000		0.81	270,000
	Total	33,000,000		0.81	270,000
Cobalt	Measured	-		-	-
	Indicated	-		-	-
	Inferred	33,000,000		0.07	22,700
	Total	33,000,000		0.07	22,700
Total Central Musgrave Project					
Nickel	Total	215,600,000		0.91	1,954,000
Cobalt	Total	215,600,000		0.07	154,400

Project	Ore Reserve category	Ore Mt	Nickel		Cobalt	
			Grade (% Ni)	Nickel (kt Ni)	Grade (% Co)	Cobalt (kt Co)
Wingellina	Proved	-	-	-	-	-
	Probable	168.4	0.93%	1,561	0.07%	122.6
	Total	168.4	0.93%	1,561	0.07%	122.6

TIMELINE



WINGELLINA PROJECT SUMMARY

1

Approvals – Mining and infrastructure agreement signed. EPA approval granted

2

Globally significant Nickel and Cobalt Resource in tier 1 mining jurisdiction with over 1.5MT of contained NI in RESERVES alone

3

Mining – Free dig, very low strip ratio, mining costs less than 5% of operating costs

4

Simple Metallurgy perfectly suited to produce products for any markets
- Stainless, Energy and Chemical

5

Power – Gas availability confirmed, renewables alternatives to be explored
Project water source confirmed - 40+ years supply

6

Nationally Recognised Australian Critical Minerals Project Status (Cobalt)



Wingellina Nickel Sulphate



Wingellina Cobalt Sulphate

DECARBONISED FUTURE FACING MINE DESIGN

Committed to social & environmentally sustainable value creation

Local Partnerships
Develop longstanding mutually beneficial partnerships from local stakeholders to end use offtakes



Transparent 1st Class Business Conduct
Through our core values & belief in a ethos & culture based approach



Community Development
We will strive to develop the under supported local communities with engagement, infrastructure development, employment opportunities & training facilities



Safety
Committed to the safety of our personal through all phases of development and production



Environmental Impact Reduction
Operations designed to minimise emissions, waste & environmental footprint



Responsible Supply Chain
Fully integrated traceable product generation form cradle-to-gate operations to end product creation

Designed to deliver an integrated environmentally sustainable extractive operational center

Design and deliver a future proof, industry leading carbon neutral production facility to supply “Green Metals” for our future



*“Transforming The Australian
Nickel Industry”*