

QUARTERLY ACTIVITIES REPORT

For the period ending 31 March 2021

HIGHLIGHTS

- OM1 completed an initial site trip and sampling at the Ord Basin Project, returning high-grade rock chip results of elevated (>350ppm) copper values:
 - **10.1% Cu & 29 g/t Ag** (OMRK01)
 - **10.3% Cu & 29 g/t Ag** (OMRK02) and
 - **9.9% Cu & 22 g/t Ag** (OMRK03).
- Additional reconnaissance mapping and sampling was completed, with further areas of surficial copper mineralisation and prospective rock types observed.
- Successful completion of the Company's Initial Public Offering (IPO) in February raising \$4,586,000.

Omnia Metals Group Ltd ("**Omnia**" or the "**Company**") is pleased to provide the following report on its activities during the quarter ending 31 March 2022. The Company's primary focus during the reporting period was initial sampling at the Ord Basin Project and the successful completion of the Company's Initial Public Offering ("**IPO**") in February raising \$4,586,000.

Omnia Metals' Executive Director, James Warren, commented:

"We are pleased with our progress this quarter and we are excited for the next steps in our activities. Following the successful listing of Omnia, we have been in the field visiting all the key target areas we identified during desktop studies to refine our exploration strategy for the year ahead.

"It is exciting to validate the presence of high-grade copper mineralisation at the Caves Prospect. To physically go out and observe abundant copper-stained rocks, that carry good grades and have never been followed up is an encouraging sign of things to come.

"Furthermore, we are encouraged by the presence of surficial copper at many localities and we have mapped mafic-ultramafic intrusive rock types at the Junction Prospect, which we believe are prospective for Norilsk style Ni-PGE-Cu mineralisation."

The Ord Basin Project

The Ord Basin Project (the "**Project**") comprises a 1,305 km² tenement package located ~140 km south of Kununurra. Access is via the unsealed Duncan Road and to the west, the Great Northern Highway, a major arterial road that services numerous mining operations in the Kimberley region. The project is situated in a rapidly emerging district prospective for Michigan-style stratigraphic copper and Norilsk-style nickel copper-PGE mineral systems.

During the March quarter, Omnia completed initial reconnaissance fieldwork at the Project¹. The samples returned encouraging results with six results of elevated (>350ppm) copper values, with high grade results of **10.1% Cu & 29 g/t Ag** (OMRK01), **10.3% Cu & 29 g/t Ag** (OMRK02) and **9.9% Cu & 22 g/t Ag** (OMRK03) (Figure 2).¹

¹ ASX Announcement 30th March - HIGH GRADE ROCK CHIP SAMPLES AT ORD BASIN PROJECT

The Company also completed additional, helicopter assisted, reconnaissance mapping and sampling over the remainder of the key target areas of the Ord Basin Project (Figure 1) with samples enroute to the laboratory for full suite multi-element analysis and results expected in 4-6 weeks.

The next stage of exploration at the Project will comprise aerial magnetic, gravity and electromagnetic (“EM”) surveys, geological mapping and methodical surface geochemistry. The initial work programs will be followed by ground-based EM surveys and a maiden drilling campaign in H2 2022.

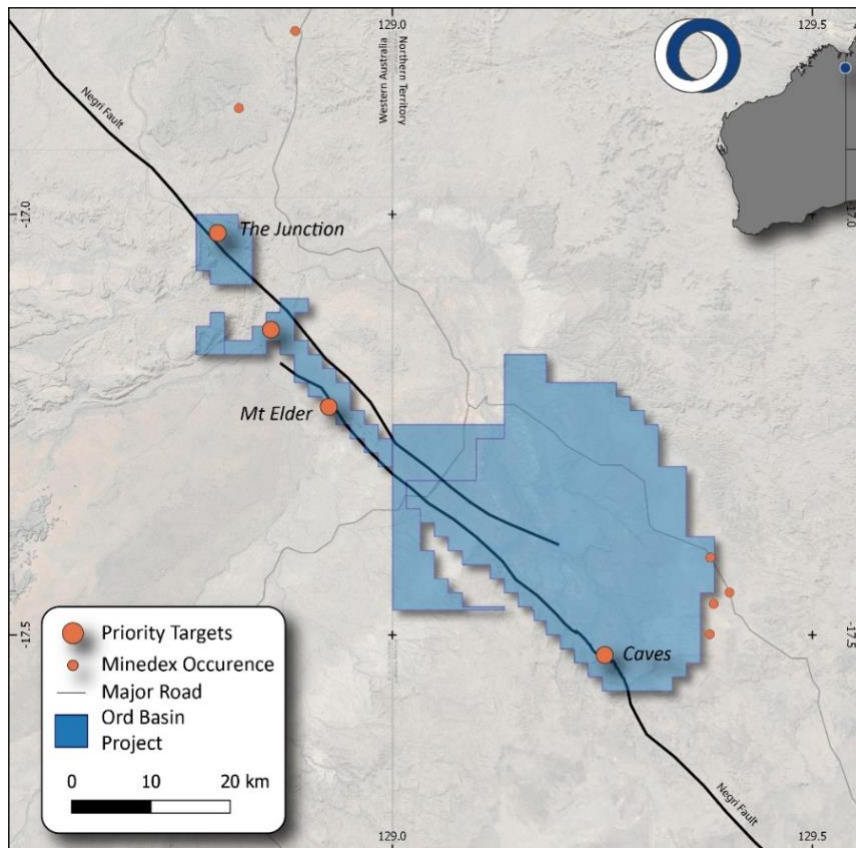


Figure 1. Ord Basin Project

Table 1: Caves Prospect rock chip results. Coordinates in GDA94 Zone 52

Sample ID	Easting	Northing	Ag (ppm)	Co (ppm)	Cu (ppm)	Ni (ppm)	Pb (ppm)	Zn (ppm)	Au (ppb)
OMRK001	526832	8062523	29	13.8	103400	8.6	104	28.8	4.1
OMRK002	526821	8062535	29	13.8	103400	8.6	104	28.8	4.1
OMRK003	526833	8062509	22	5.5	99050	3	67	2.7	4.1
OMRK004	526823	8062468	0.25	5.2	935.4	7.8	22.4	51.3	2.6
OMRK005	526892	8062418	0.53	3.2	537.4	4.1	81.9	89.4	8.2
OMRK006	526872	8062521	0.06	38	354.7	23.2	7.9	41.4	3.2
OMRK007	526968	8062143	0.13	2.6	47.4	4.1	31.2	26	2.3
OMRK008	526905	8062110	-0.01	5.4	35.8	6.2	13.7	28	2.7

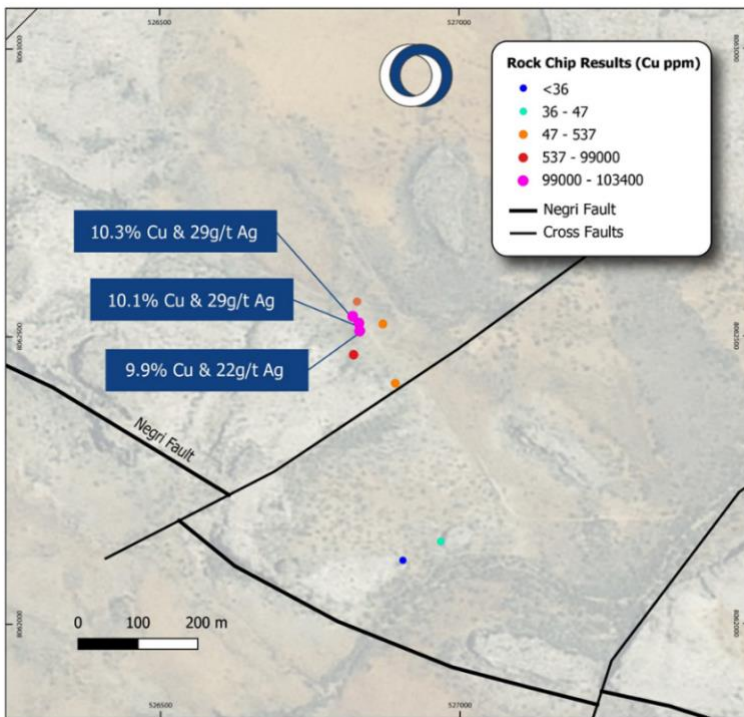


Figure 2. Location of reconnaissance rock chip samples from the Caves Prospect



Figure 3. Outcrop photos from the Caves Prospect highlighting surficial malachite mineralisation. A) Brecciated mineralisation overlying the top of the APV. B) Mineralised amygdaloidal flow top of the APV. C) & D) Copper stained, sub-cropping rocks observed in the Caves Prospect area.

CORPORATE ACTIVITY

Successful Completion of IPO²

During the quarter, the Company announced the successful completion of its Initial Public Offering (“**IPO**”). The Company raised \$4,586,000 pursuant to the Offer under its Prospectus by the issue of 22,930,000 shares at an issue price of \$0.20 per share.

CASH

The Company’s consolidated cash at hand was \$4.304 million as at 31 March 2022 with no debt.

The majority of the expenditure was on Exploration and Evaluation \$108k, Staff costs \$21k, \$303k share issue costs and Admin and Corporate costs \$233k. This information is presented in the Quarterly Cashflow Report (Appendix 5b).

COVID-19 UPDATE

Omnia Metals Group is continuing to review updates in relation to the COVID 19 pandemic and potential impacts to its exploration programs, drill schedules, health and wellbeing of its employees, contractors and other stakeholders. The Company has operational procedures and guidelines in-line with official health advice including vaccination requirements and government directives, which can be modified in response to changing conditions.

Omnia Metals Group is an active explorer and continues to progress its work programs subject to travel restrictions that maybe enforced.

MARCH QUARTER ASX RELEASES

During the quarter, the following project related ASX announcements were made:

- 30 March 2022 – High grade rock chip samples at Ord Basin Project

KEY ACTIVITIES PLANNED FOR THE JUNE 2022 QUARTER

During the June 2022 quarter, the Company plans to:

- Execute Heritage Protection Agreements with the Malarngowem and Purnululu Native Title Groups.
- Complete aerial gravity and electromagnetic surveys over key target areas, specifically the Junction Prospect.
- Complete initial rock chip and soil geochemistry over the Caves, Mt Elder and Junction Prospects.
- Community engagement with Traditional Owners, pastoralists and local stakeholders to facilitate Land Access and sustainable exploration.

ASX ADDITIONAL INFORMATION

1. **ASX Listing Rule 5.3.1** – Mining exploration activities and investment activity expenditure during the quarter was \$107,557. Full details of the activity during the quarter are set out in this report.

²ASX Announcement 28 March 2022 - ASX Market Release - Admission and Quotation

2. **ASX Listing Rule 5.3.2** – Mining production and development activity expenditure for the quarter was Nil and there were no substantive mining exploration activities for the quarter.
3. **ASX Listing Rule 5.3.3** – Tenement Schedule – Refer to Appendix 1 for details of the Company's tenements as at 31 March 2022.
4. **ASX Listing Rule 5.3.4** – The Company provides the actual vs proposed Use of Funds as outlined in Section 3.7 of the Prospectus dated 20 January 2022.

Proposed Use of Funds	Proposed \$ ¹	Actual \$	Variance
Exploration of the Ord Basin Project	\$2,300,000	\$82,557	Timing
Exploration of the Albany-Fraser Project	\$1,250,000	\$25,000	Timing
Expenses of the Offer	\$450,000	\$467,814	Slightly higher legal expenses
Working Capital	\$900,000	\$107,950	Timing
Total	\$4,900,000	\$683,321	

1. Proposed expenditure based on Minimum Subscription of \$4,500,000. Actual amount raised was \$4,586,000.

Major variances in the above table relate to timing of actual spend. The proposed spend is for a two-year period and the Company listed in February 2022.

5. **ASX Listing Rule 5.4.5** – Payments to related parties of the Company during the quarter and outlined in the Appendix 5B include \$11,557 for Salaries, Director Fees and Consulting Fees paid to Directors.

- END -

This announcement is approved for release by the Board of Omnia Metals Group

For further information please contact:

James Warren
 Managing Director
 james@omniametals.com.au

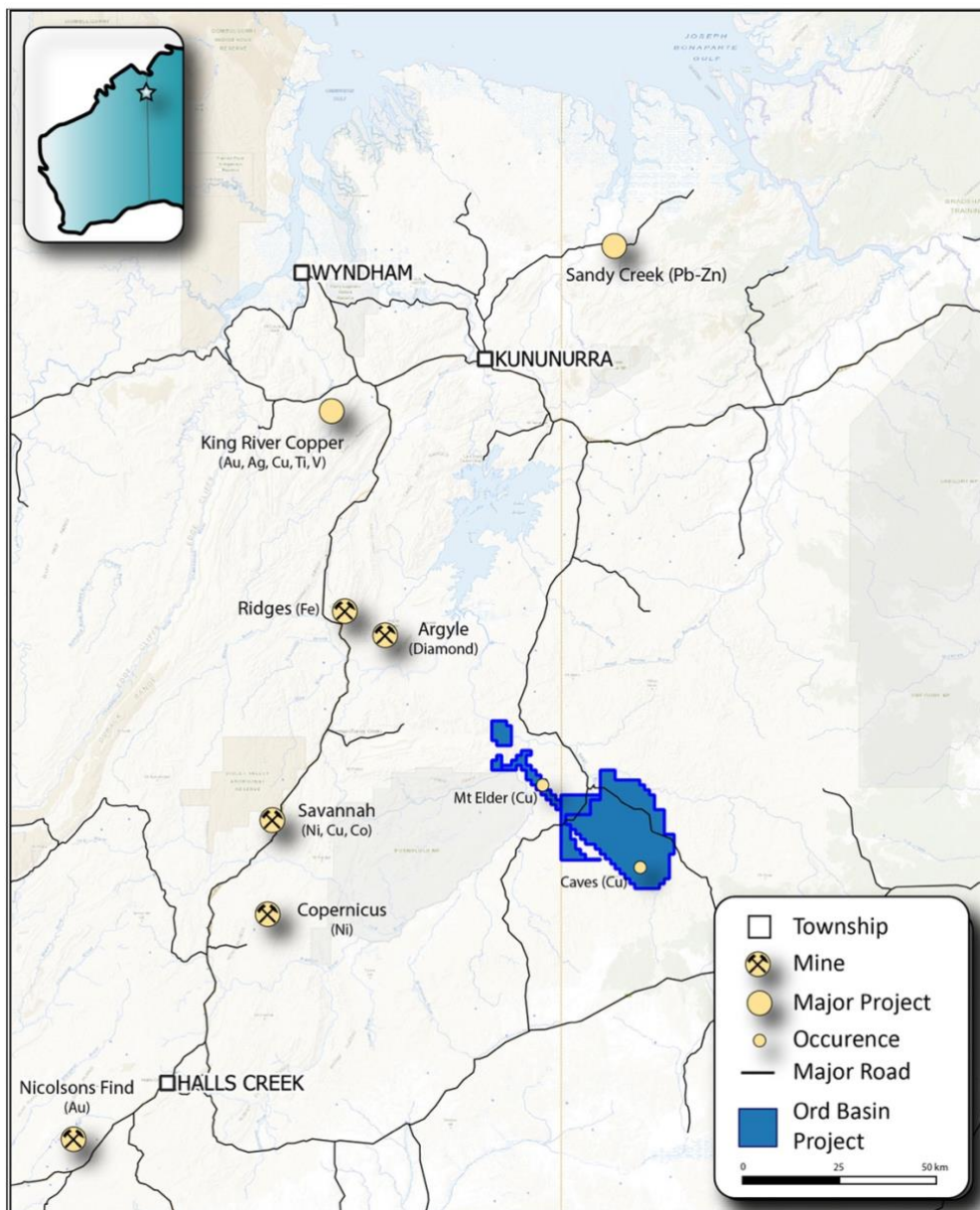
Amalie Schreurs
 White Noise Communications
 T: +61 431 636 033
 amalie@whitenoisecomms.com

ABOUT OMNIA

Omnia Metals Group Ltd (ASX:OM1) is focussed on exploring for future facing commodities used in advanced technologies, with a focus on nickel, copper and.

Omnia's primary focus is 1,305km² of tenure in the highly Ord Basin Project, which is situated in a rapidly emerging district prospective for Norilsk-style nickel-copper-PGE and stratigraphic copper mineral systems. Historical exploration has been limited in the region, as such the Ord Basin Project represents a district scale, greenfields exploration opportunity.

Omnia's exploration strategy is to complete high-powered electromagnetic and ground gravity geophysical surveys, which will be complimented by regional geochemical sampling, to delineate high-priority drill targets. Following initial geophysical and geochemical surveys, Omnia plans to complete its maiden drilling campaign in H2 2022.



APPENDIX 1: TENEMENT SCHEDULE (as at 31 March 2022)

Tenement	State	Status	Project	Area (km ²)	Holder	Beneficial Interest
E80/5353	Western Australia	Granted	Ord Basin	75.5	Kimberley Mining Pty Ltd	100%
E80/5630	Western Australia	Application	Ord Basin	95.2	Kimberley Island Holdings Pty Ltd	100%
EL9784	Northern Territory	Application	Ord Basin	973.2	Kimberley Mining Pty Ltd	100%
EL24079	Northern Territory	Application	Ord Basin	165.5	Kimberley Mining Pty Ltd	100%
E39/2238	Western Australia	Granted	Albany-Fraser	65.7	GTT Metals Group Pty Ltd	100%
E28/3149	Western Australia	Application	Albany-Fraser	157.2	GTT Metals Group Pty Ltd	100%

The above interest in tenements are held pursuant to agreements with the Kimberley Group and GTT Metals Group Pty Ltd.

Appendix 5B

Mining exploration entity or oil and gas exploration entity quarterly cash flow report

Name of entity

OMNIA METALS GROUP LTD

ABN

68 648 187 651

Quarter ended ("current quarter")

31 Mar 2022

Consolidated statement of cash flows	Current quarter \$A'000	Year to date (9 months) \$A'000
1. Cash flows from operating activities		
1.1 Receipts from customers		
1.2 Payments for		
(a) exploration & evaluation		
(b) development		
(c) production		
(d) staff costs	(21)	(21)
(e) administration and corporate costs	(232)	(312)
1.3 Dividends received (see note 3)		
1.4 Interest received		
1.5 Interest and other costs of finance paid		
1.6 Income taxes paid		
1.7 Government grants and tax incentives		
1.8 Other (provide details if material) Recoveries		
1.9 Net cash from / (used in) operating activities	(253)	(333)
2. Cash flows from investing activities		
2.1 Payments to acquire or for:		
(a) entities		
(b) tenements		
(c) property, plant and equipment	(19)	(19)
(d) exploration & evaluation	(108)	(154)
(e) investments		
(f) other non-current assets		

Mining exploration entity or oil and gas exploration entity quarterly cash flow report

Consolidated statement of cash flows		Current quarter \$A'000	Year to date (9 months) \$A'000
2.2	Proceeds from the disposal of:		
	(a) entities		
	(b) tenements		
	(c) property, plant and equipment		
	(d) investments		
	(e) other non-current assets		
2.3	Cash flows from loans to other entities		
2.4	Dividends received (see note 3)		
2.5	Other (provide details if material)		
2.6	Net cash from / (used in) investing activities	(127)	(173)
3.	Cash flows from financing activities		
3.1	Proceeds from issues of equity securities (excluding convertible debt securities)	4,586	5,096
3.2	Proceeds from issue of convertible debt securities		
3.3	Proceeds from exercise of options		
3.4	Transaction costs related to issues of equity securities or convertible debt securities		
3.5	Proceeds from borrowings		
3.6	Repayment of borrowings		
3.7	Transaction costs related to loans and borrowings		
3.8	Dividends paid		
3.9	Other (issue costs)	(303)	(303)
3.10	Net cash from / (used in) financing activities	4,283	4,793
4.	Net increase / (decrease) in cash and cash equivalents for the period		
4.1	Cash and cash equivalents at beginning of period	401	17
4.2	Net cash from / (used in) operating activities (item 1.9 above)	(253)	(333)
4.3	Net cash from / (used in) investing activities (item 2.6 above)	(127)	(173)
4.4	Net cash from / (used in) financing activities (item 3.10 above)	4,283	4,793

Mining exploration entity or oil and gas exploration entity quarterly cash flow report

Consolidated statement of cash flows		Current quarter \$A'000	Year to date (9 months) \$A'000
4.5	Effect of movement in exchange rates on cash held		
4.6	Cash and cash equivalents at end of period	4,304	4,304

5.	Reconciliation of cash and cash equivalents at the end of the quarter (as shown in the consolidated statement of cash flows) to the related items in the accounts	Current quarter \$A'000	Previous quarter \$A'000
5.1	Bank balances	4,304	401
5.2	Call deposits		
5.3	Bank overdrafts		
5.4	Other (provide details)		
5.5	Cash and cash equivalents at end of quarter (should equal item 4.6 above)	4,304	401

6.	Payments to related parties of the entity and their associates	Current quarter \$A'000
6.1	Aggregate amount of payments to related parties and their associates included in item 1	12
6.2	Aggregate amount of payments to related parties and their associates included in item 2	
<i>Note: if any amounts are shown in items 6.1 or 6.2, your quarterly activity report must include a description of, and an explanation for, such payments.</i>		

Mining exploration entity or oil and gas exploration entity quarterly cash flow report

7. Financing facilities	Total facility amount at quarter end \$A'000	Amount drawn at quarter end \$A'000
<i>Note: the term "facility" includes all forms of financing arrangements available to the entity. Add notes as necessary for an understanding of the sources of finance available to the entity.</i>		
7.1 Loan facilities		
7.2 Credit standby arrangements		
7.3 Other (please specify)		
7.4 Total financing facilities		
7.5 Unused financing facilities available at quarter end		
7.6 Include in the box below a description of each facility above, including the lender, interest rate, maturity date and whether it is secured or unsecured. If any additional financing facilities have been entered into or are proposed to be entered into after quarter end, include a note providing details of those facilities as well.		

8. Estimated cash available for future operating activities	\$A'000
8.1 Net cash from / (used in) operating activities (item 1.9)	(254)
8.2 (Payments for exploration & evaluation classified as investing activities) (item 2.1(d))	(108)
8.3 Total relevant outgoings (item 8.1 + item 8.2)	(362)
8.4 Cash and cash equivalents at quarter end (item 4.6)	4,304
8.5 Unused finance facilities available at quarter end (item 7.5)	
8.6 Total available funding (item 8.4 + item 8.5)	4,304
8.7 Estimated quarters of funding available (item 8.6 divided by item 8.3)	11.9
<i>Note: if the entity has reported positive relevant outgoings (ie a net cash inflow) in item 8.3, answer item 8.7 as "N/A". Otherwise, a figure for the estimated quarters of funding available must be included in item 8.7.</i>	
8.8 If item 8.7 is less than 2 quarters, please provide answers to the following questions:	
8.8.1 Does the entity expect that it will continue to have the current level of net operating cash flows for the time being and, if not, why not?	
Answer:	
8.8.2 Has the entity taken any steps, or does it propose to take any steps, to raise further cash to fund its operations and, if so, what are those steps and how likely does it believe that they will be successful?	
Answer:	
8.8.3 Does the entity expect to be able to continue its operations and to meet its business objectives and, if so, on what basis?	
Answer:	
<i>Note: where item 8.7 is less than 2 quarters, all of questions 8.8.1, 8.8.2 and 8.8.3 above must be answered.</i>	

Compliance statement

- 1 This statement has been prepared in accordance with accounting standards and policies which comply with Listing Rule 19.11A.
- 2 This statement gives a true and fair view of the matters disclosed.

Date: 22 April 2022

Authorised by: 
James Warren - Managing Director

Notes

1. This quarterly cash flow report and the accompanying activity report provide a basis for informing the market about the entity's activities for the past quarter, how they have been financed and the effect this has had on its cash position. An entity that wishes to disclose additional information over and above the minimum required under the Listing Rules is encouraged to do so.
2. If this quarterly cash flow report has been prepared in accordance with Australian Accounting Standards, the definitions in, and provisions of, *AASB 6: Exploration for and Evaluation of Mineral Resources* and *AASB 107: Statement of Cash Flows* apply to this report. If this quarterly cash flow report has been prepared in accordance with other accounting standards agreed by ASX pursuant to Listing Rule 19.11A, the corresponding equivalent standards apply to this report.
3. Dividends received may be classified either as cash flows from operating activities or cash flows from investing activities, depending on the accounting policy of the entity.
4. If this report has been authorised for release to the market by your board of directors, you can insert here: "By the board". If it has been authorised for release to the market by a committee of your board of directors, you can insert here: "By the [name of board committee – eg Audit and Risk Committee]". If it has been authorised for release to the market by a disclosure committee, you can insert here: "By the Disclosure Committee".
5. If this report has been authorised for release to the market by your board of directors and you wish to hold yourself out as complying with recommendation 4.2 of the ASX Corporate Governance Council's *Corporate Governance Principles and Recommendations*, the board should have received a declaration from its CEO and CFO that, in their opinion, the financial records of the entity have been properly maintained, that this report complies with the appropriate accounting standards and gives a true and fair view of the cash flows of the entity, and that their opinion has been formed on the basis of a sound system of risk management and internal control which is operating effectively.