



ASX ANNOUNCEMENT

29 April 2022

## MARCH 2022 QUARTERLY ACTIVITIES REPORT

**Highly productive quarter with significant extensions of high-grade gold at the Abercromby Gold Project**

### Key Highlights:

- **Diamond drilling and aircore drilling programs completed at Abercromby Gold Project**
- **Diamond assays received post quarter-end, with drilling continuing to define high-grade gold at the Capital Prospect both at depth and along strike – more than doubling the mineralised envelope and substantially enhancing the resource potential**
- **New significant intersections of thick, high-grade gold include:**
  - **31m @ 6.18g/t Au from 162m (20ABRC002), and part of a broader 77m @ 2.99g/t Au from 116m**
  - **10m @ 11.71 g/t Au from 295m (21ABDD004)**
  - **13.8m @ 6.56 g/t Au from 446m (20ABRC0002)**
  - **24m @ 1.97g/t Au from 101m (21ABRC003)**
  - **39m @ 1.35 g/t Au from 205m (21ABDD001)**
- **Cyprus Project milestone crystallised in March 2022 providing BMG an option to divest remaining minority interest to JV partner for \$2m in June Quarter**

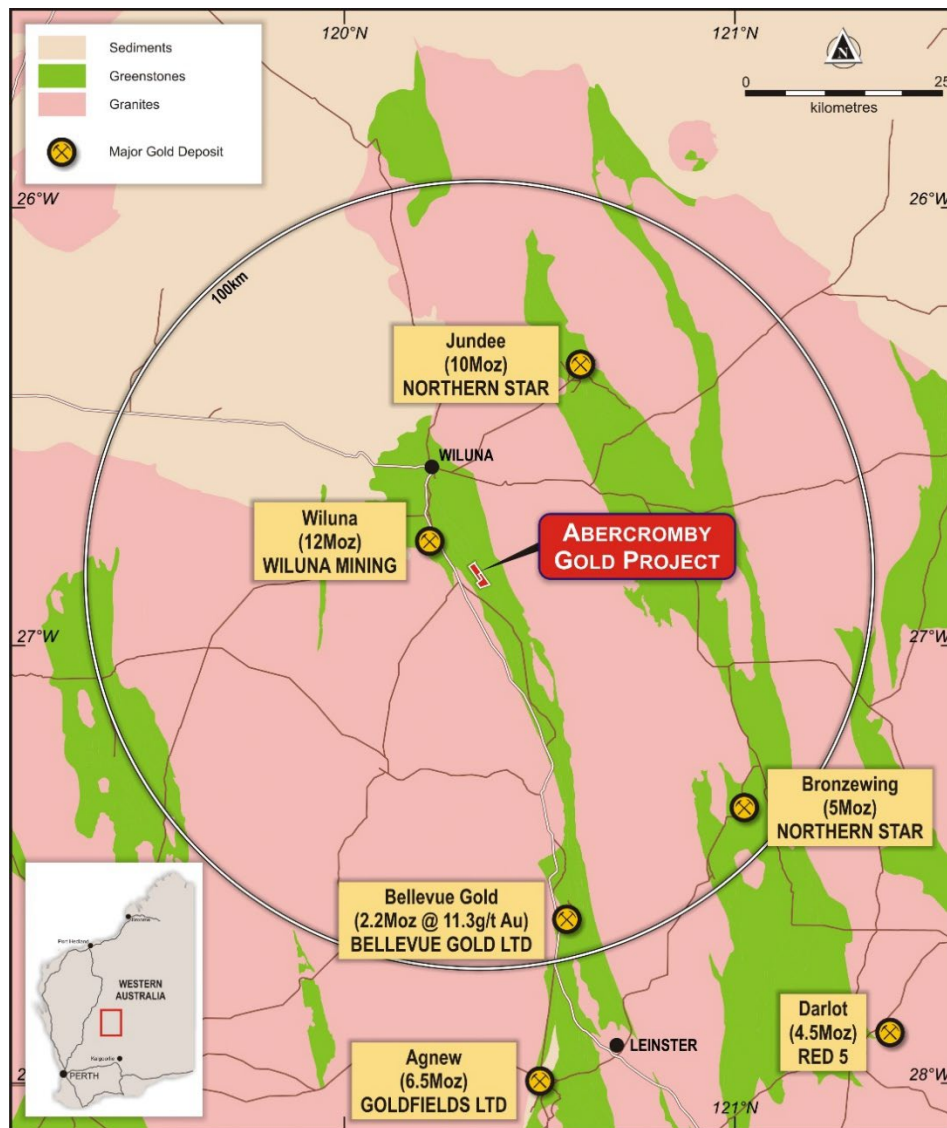
Western Australian gold explorer BMG Resources Limited (**ASX: BMG**) (**BMG** or the **Company**) is pleased to provide shareholders with its quarterly activities report for the three months to 31 March 2022.

## Activities During the Reporting Period

### Abercromby Project

#### Major drilling programs completed at Abercromby

During the reporting period, BMG completed the diamond component of its major drilling program at the Abercromby Gold Project, along with an aircore drilling program.



**Figure 1 – Map showing the regional location of the Abercromby Gold Project with other major gold projects in the region also highlighted.**



About 2,600m of diamond drilling was completed at the Capital Prospect within Abercromby across 10 holes, including five tails in order to complete previous reverse circulation drilling that didn't reach target depth, and deeper holes targeting high-grade depth and strike extensions.

This completed the ~6,700m of reverse circulation (RC)/diamond drilling program that was aimed at testing the mineralised zones at Capital, deeper extensions of the high-grade orebody, and step-out extensions along strike.

All samples were processed and submitted for assaying during the reporting period; with highly encouraging results from the diamond drilling reported to the market post quarter-end – *refer June Quarter at Abercromby section below.*

### **RC assays confirm very high gold grades – including 1m over 100g/t Au – at Abercromby**

In January, BMG was pleased to have received all outstanding assay results from the RC drilling program at the Abercromby Project, which was completed in late 2021.

The new assays (1m intervals) confirmed and built upon results reported on 19 October 2021, when preliminary 4m composite results were made public.

The 1m assay results are, however, more significant due to their higher level of sample quality and collection rigour, and are considered more definitive in assay determination for downhole sampling.

The 1m assays illustrate wide, continuous zones of gold mineralisation at Abercromby, inclusive of extremely high grades. Selected results on a hole-by-hole basis are shown below:

- 6m @ 19.8g/t from 83m (21ABRC007), incl 1m @ 100.39g/t from 83m
- 34m @ 1.26g/t Au from 143m (21ABRC007)
- 5m @ 3.97g/t Au from 238m (21ABRC007)
- 60m @ 1.46g/t Au from 127m (21ABRC005), incl 19m @ 2.87g/t from 159m
- 50m @ 1.08g/t Au from 101m (21ABRC003), incl 4m @ 8.61g/t from 123m
- 33m @ 1.38g/t Au from 233m (21ABRC004), incl 12m @ 2.47g/t from 250m
- 35m @ 1.07g/t Au from 19m (21ABRC019), incl 13m @ 1.98g/t from 39m
- 2m @ 6.47g/t from 80m (21ABRC019)
- 25m @ 1.15g/t Au from 218m (21ABRC006), incl 9m @ 1.99g/t from 223m



These RC results confirmed extensions to multiple high-grade mineralised zones at the Capital Prospect – which was one of the primary goals for the program, with the diamond drilling aimed at further building on this.

Encouragingly the latest RC drill results further confirmed the two broadly defined steeply north-east dipping mineralised zones, the West lode and East lode, as well as the Hangingwall Lode to the east. In addition, there are also indications that there may be further mineralised zones in the Capital area, both to the east and west of the main zones.

Expenditure in relation to activity for the Abercromby Project during the quarter primarily related to drilling which concluded in the period, assay processing, and payments to consultants.

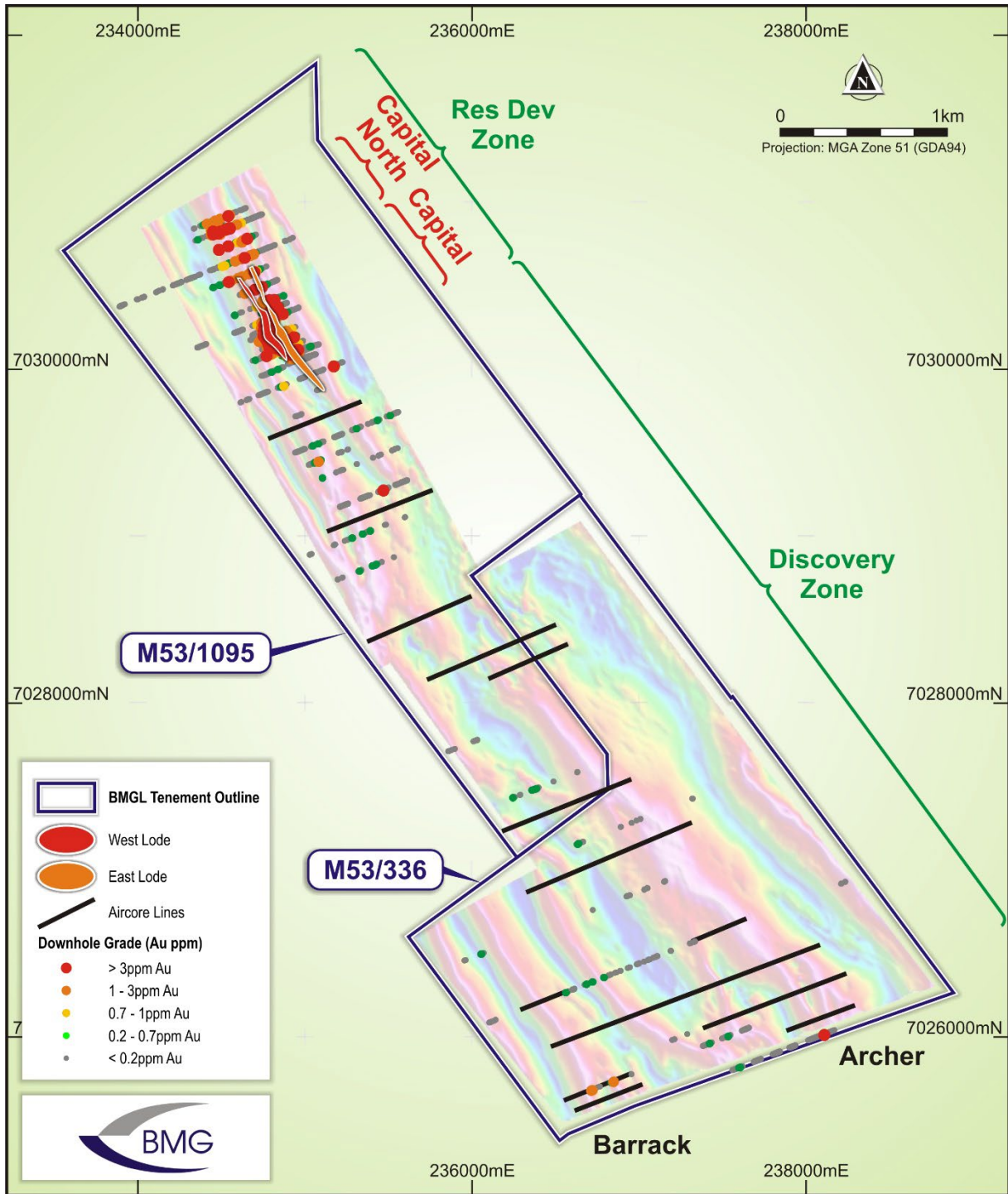
### **Aircore drilling**

The AC program was completed to the south of Capital in February 2022.

This constituted 10,312m of drilling across 130 holes, testing the significant prospective strike potential between Capital and the previously identified Barrack /Archer prospects to the very south of the tenement area – refer Figure 2 below.

The drilling tested a multitude of targets generated by the SAM survey completed in December 2021, which identified known gold-bearing structures and mapped the continuity of these structures into areas to the south of Capital where little or no drilling had taken place.

All samples have now been processed and submitted for assaying, with results expected to be available very shortly.



**Figure 2 – Abercromby project area with SAM survey tilt derivative conductivity image showing aircore lines drilled (in black).**



## June Quarter at Abercromby

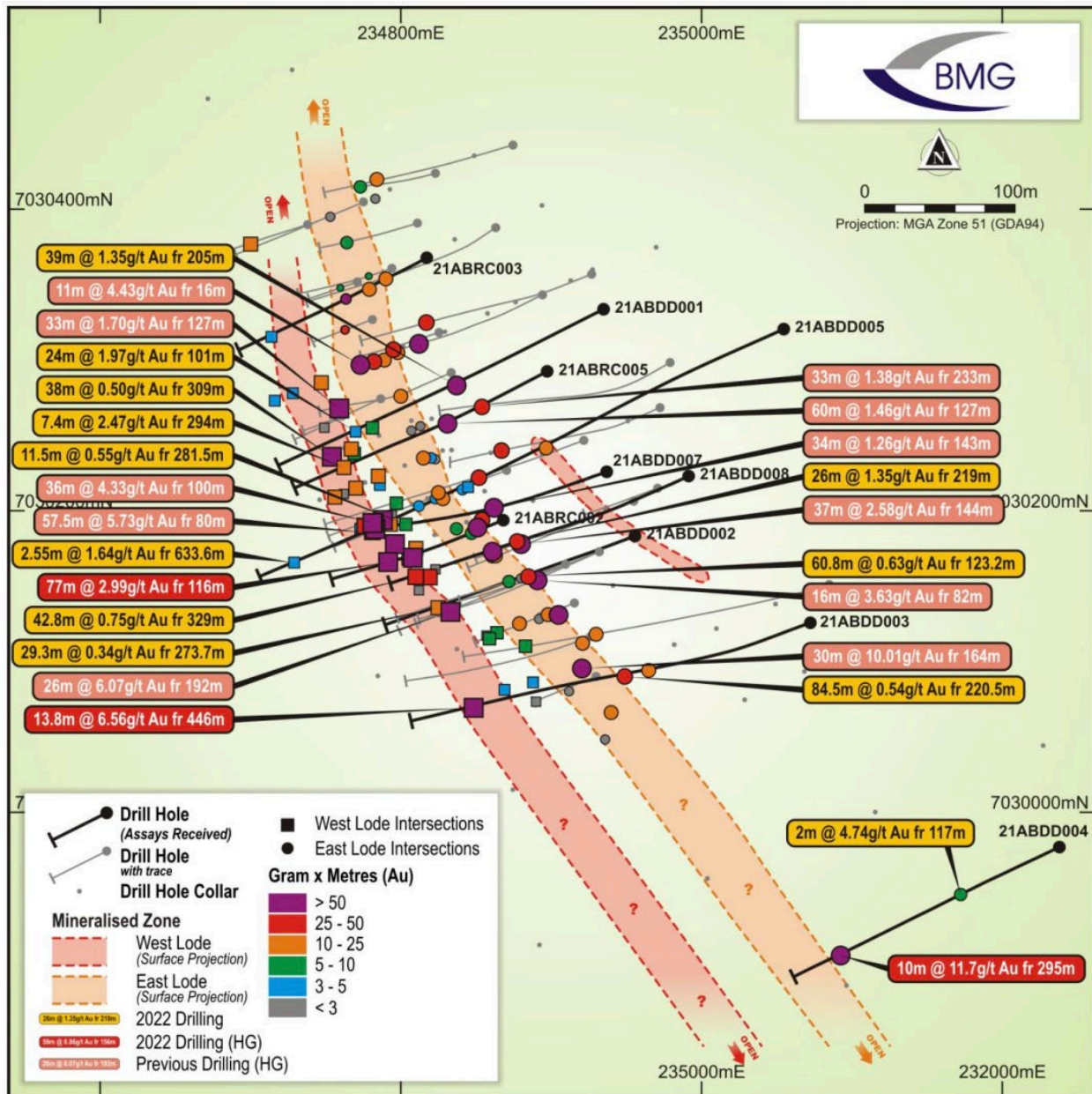
### **Diamond drilling assays confirm significant extensions of high-grade gold at Abercromby Project**

Subsequent to the end of the reporting period, BMG was pleased to reveal that assays from the Company's recent diamond drilling program at the Abercromby Project had delivered another excellent round of gold results, significantly adding to the known mineralised envelope at the Capital Prospect which remains open at depth and along strike.

Laboratory assay results were received for the 2,613m ten diamond drill hole program completed in February 2022, as mentioned previously in this report.

The program comprised five diamond tails and five stand-alone holes targeting depth and strike extensions. Selected results on a hole-by-hole basis for the returned assays are shown below and in Figure 3:

- 31m @ 6.18g/t Au from 162m (20ABRC0002), incl 1m @ 181.94g/t Au from 191m, and part of a broader 77m @ 2.99g/t Au from 116m
- 10m @ 11.71g/t Au from 295m (21ABDD004), incl 1.17m @ 23.84g/t Au from 295.4m and 2m @ 44.54g/t Au from 304m
- 13.8m @ 6.56g/t Au from 446m (21ABDD003), incl 1m @ 86.02g/t Au from 446m
- 24m @ 1.97g/t Au from 101m (21ABRC003)
- 7.4m @ 2.47g/t Au from 294m (21ABRC005)
- 5m @ 3.97g/t Au from 238m (21ABRC007)
- 26m @ 1.35g/t Au from 219m and 42.8m @ 0.75g/t from 329m, incl 3m @ 4.47g/t from 365m (21ABRC008)
- 39m @ 1.35 g/t Au from 205m incl 5.4m @ 2.64g/t Au from 228.6m (21ABDD001)
- 60.8m @ 0.63g/t Au from 123.2m (21ABDD002)



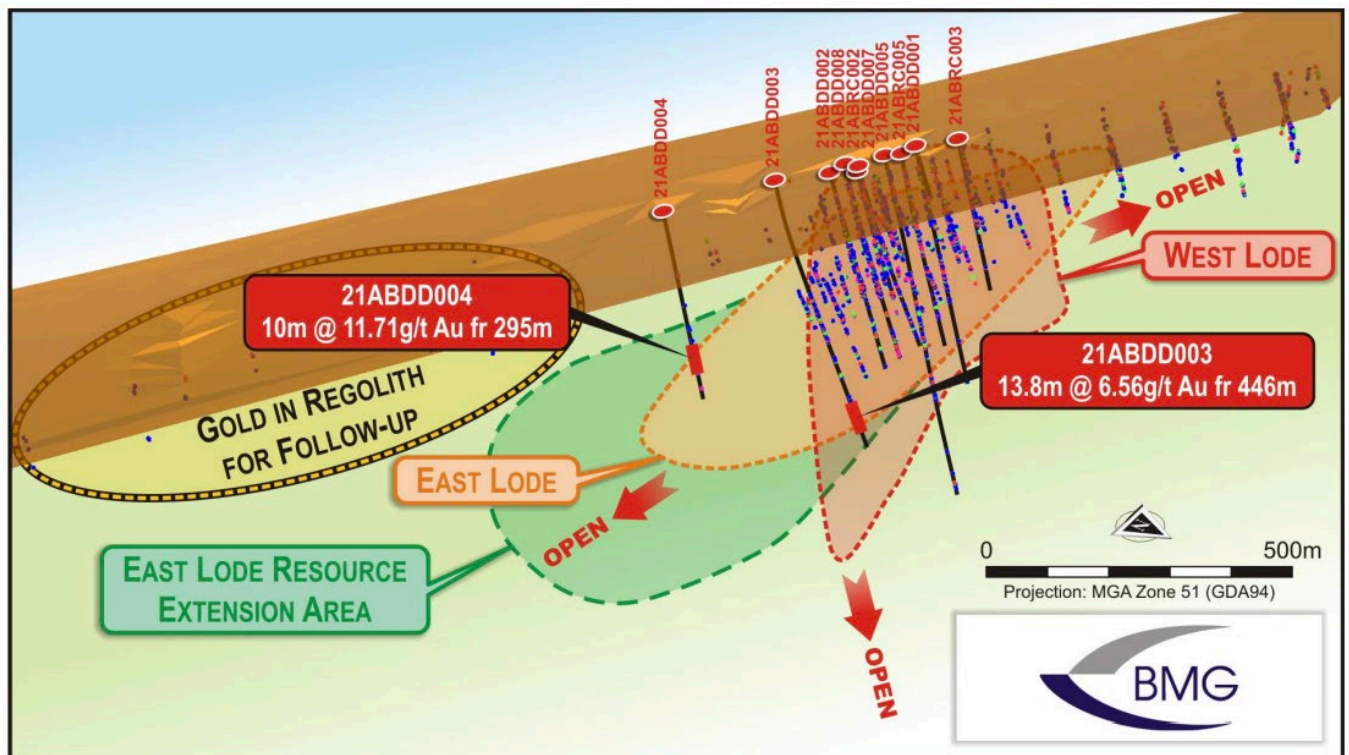
**Figure 3 – Plan view of Capital Project showing interpreted lode positions and East and West Lode drill intercepts as gram-metre points and significant intercepts labelled. Holes completed as part of the diamond program are in bold and intercepts in yellow and red with prior high-grade (HG) intercepts in ochre.**

The recent assay results build upon the previous results from BMG’s RC program and, significantly, confirm extensions to multiple high-grade mineralised zones at the Capital Prospect at depth and along strike – one of the primary goals for the current program.

Mineralisation at the Capital Prospect has a number of primary north-west trending mineralised shear zones (lodes) that contain internal plunging high-grade gold shoots. The latest drill results have continued to define these mineralised zones, the West Lode and East Lode, as well as a Hangingwall Lode to the east. In addition, there are indications that there are further mineralised zones in the Capital area, in the footwall of the West Lode.

Prior to BMG's recent drilling, the extent of the known mineralisation at the main Capital Prospect was confined to a footprint of ~ 300m x 100m, with the deepest intersection of mineralisation of 2.2m @ 12.2g/t from 272.5m (HJVDC016), some 230m below surface.

The successful drill programs completed by BMG have more than doubled the down dip extent of the mineralised system to at least 520m below surface, and increased the known strike of the main Capital mineralisation to some 550m, which remains open to the north and south. This is illustrated in Figure 4 below:



**Figure 4 – Oblique section of the Capital Prospect looking west-southwest with selected recent significant intercepts showing potential resource extension area.**





Key components of the current diamond drilling program were to validate higher grades in fresh rock and to test for deeper and strike extensions of the mineralisation to better understand the nature and extent of high-grade gold mineralisation at Capital.

All these objectives were successfully achieved:

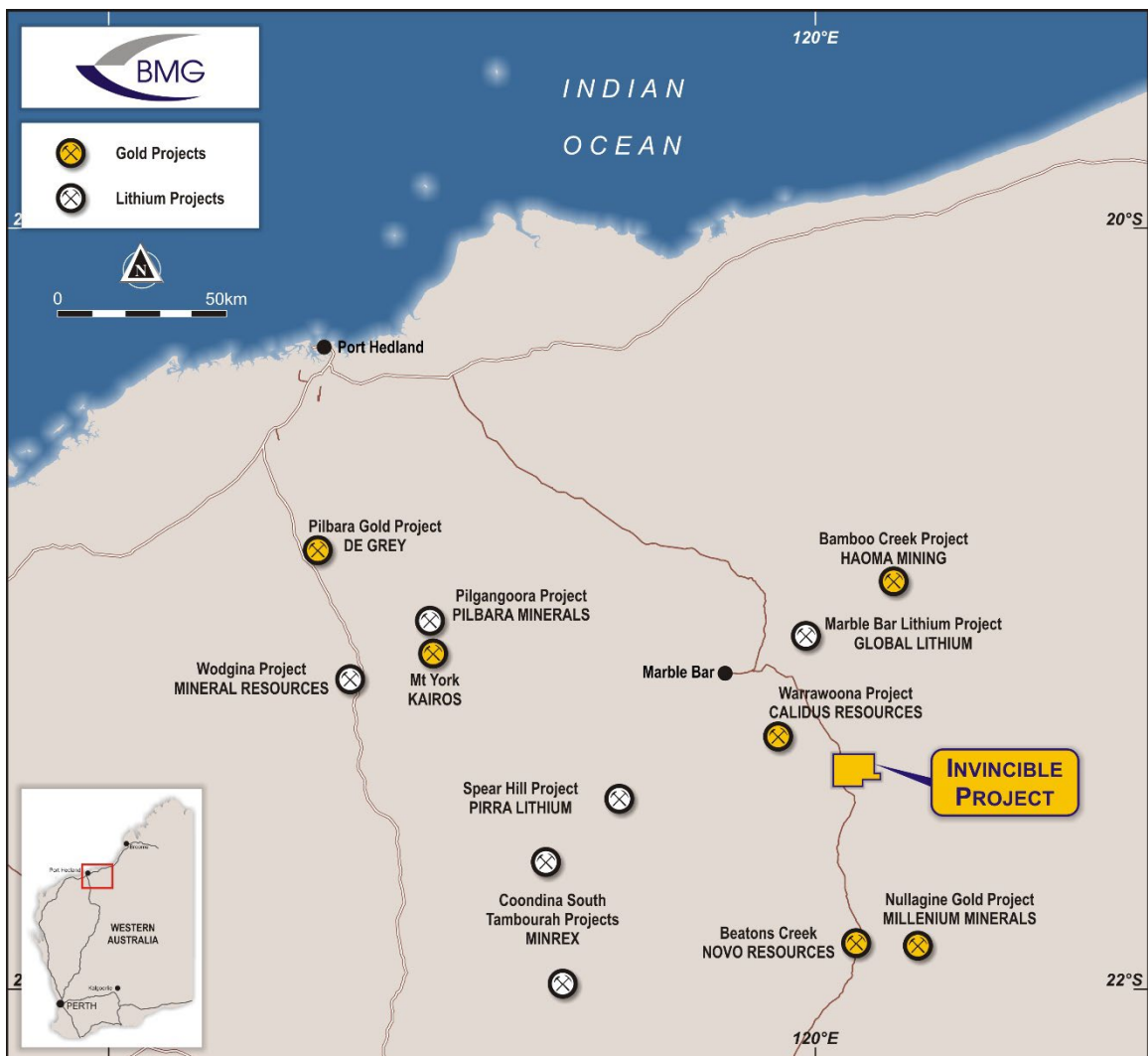
- Assay results from the two deepest DD holes to date validated the deeper continuation of the high-grade mineralised system, more than doubling the depth extent of the known mineralised system.
  - 21ABDD005 (660m), drilled under the main Capital zone, returned 38m @ 0.5g/t Au from 309m and 2.55m @ 1.64g/t Au from 633m (or some 520m below surface).
  - 21ABDD003, drilled on the southern extremity of the West Lode, returned 13.8m @ 6.56g/t Au from 446m, incl 1m @ 86.02g/t Au from 446m (or some 400m below surface). These are very significant depth extensions to the high-grade gold mineralisation.
- In addition, the step-out hole 21ABDD004 – drilled some 250m south of the previously known southern extent of mineralisation at Capital – has demonstrated significant continuity of the East Lode (and possibly the Hangingwall Lode) to the south, approximately doubling the footprint of the mineralised system.
  - Significantly, mineralisation remains open along strike and the area further south of 21ABDD004 remains largely unexplored.
  - It is noted that 21ABDD004 could not be completed to the target depth of 650m due to rod failure at 356m, and the continuity of the West Lode will be further tested in our next drill program.

The outstanding results from both the recent RC and DD programs have continued to enhance the potential of the Abercromby Project. The next phase of work will aim to further delineate the expanding footprint of the high-grade Capital mineralisation as well as confirming any possible additional areas of mineralisation in the southern portion of the Project.

As an immediate priority, BMG has secured a DD rig to complete a replacement hole for 21ABDD004 in order to test the extension of the West Lode. The drill rig is expected to be on site within the next month.

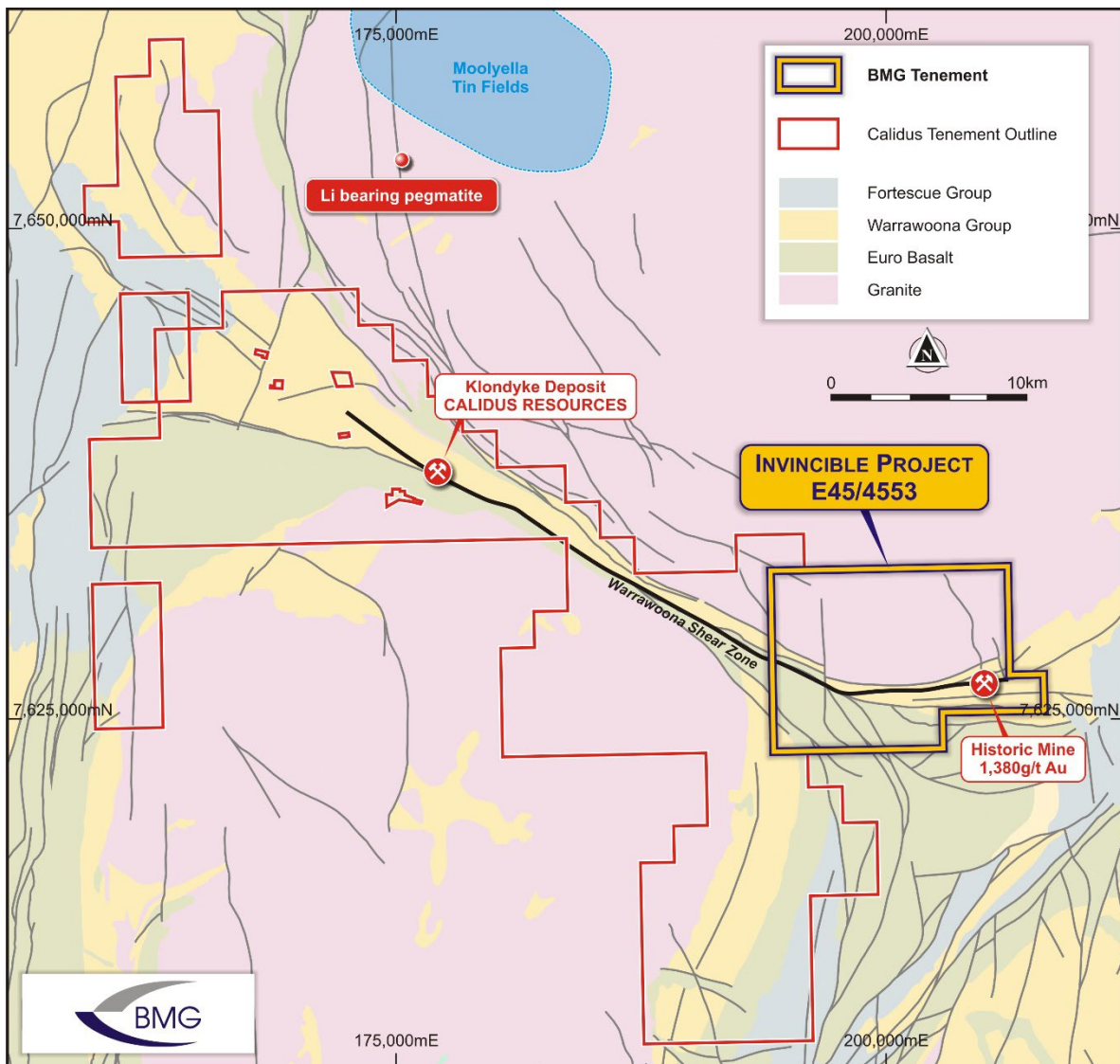
## Invincible Project

The Invincible Project, on Exploration Licence E45/4553, is located in the emerging gold and lithium district of Central Pilbara, and immediately along strike from, and hosted by the same stratigraphy as, Calidus Resources' (ASX: CAI) 1.5Moz Au resource, which is in development.



**Figure 5 – Regional map of the Invincible Project with other major gold and lithium operations highlighted**

Invincible hosts more than 12.5km of the Warrawoona Shear Zone – the mineralised trend that hosts Calidus’ gold resource and which is mostly comprised in the Klondyke deposit, as well as other prospective structures – refer Figure 6 below.



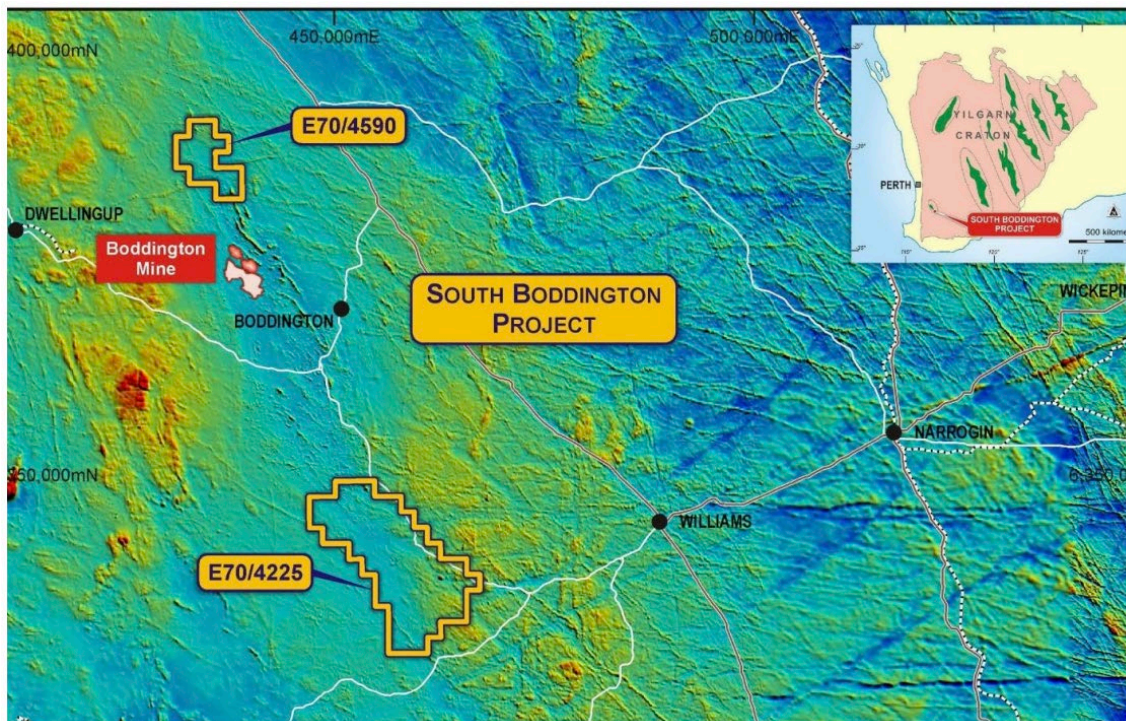
**Figure 6 – Map showing Invincible tenement and the Calidus ground**

Reconnaissance field work and mapping to validate recently generated targets, together with further geochemical sampling to scope the extent of the existing anomalies and investigate new target areas is progressing. This is including an evaluation of Lithium potential in the Mt Edgar granite complex, which is known to host Lithium pegmatites in the region.

Expenditure in relation to activity for the Invincible Project during the quarter primarily related to fieldwork and consultancy fees paid.

## South Boddington Project

Located 150km south-east of Perth and along strike from Newmont's giant Boddington gold deposit (+40Moz Au), the South Boddington Project area comprises ground that is located within the Saddleback Greenstone Belt which hosts the Boddington gold mine. Much of the belt remains unexplored or underexplored, providing the opportunity to identify additional gold deposits.



**Figure 7 – Map (overlying GSWA magnetic data) showing the location of South Boddington tenements on the Saddleback Greenstone Belt.**

South Boddington consists of applications for two exploration licences (E70/4225 and E70/4590) which are interpreted to host similar stratigraphy to Boddington.

During the quarter, the Company continued to progress the tenement application process, and accordingly, there were no substantive mining exploration activities.



## Treasure Project, Cyprus

BMG has a minority interest in the Treasure Project in Cyprus, which is prospective for Cu, Au, Ni and Co. The Treasure Project is owned by Treasure Development Limited (TDL), of which BMG owns 30%. The Treasure Project's operator, New Cyprus Copper Company Limited (New Cyprus), a wholly owned subsidiary of Caerus Mineral Resources PLC (LON:CMRS) (Caerus), is the majority shareholder of TDL with 70% ownership, and is responsible for maintaining and progressing the project. During the quarter Caerus continued fieldwork activities relating to the Treasure Project.

Caerus/ New Cyprus has earn-in rights for an additional 20% interest in the Treasure Project, with a \$2m put/ call option for the remaining 10% in the JV. To earn the additional 20%, Caerus/ New Cyprus was obliged to spend a minimum of £933k on exploration by 19 March 2022, with any shortfall to be paid to BMG in Caerus shares.

That expenditure requirement was met. Once the 20% transfer is finalised, Caerus then has 1 month to exercise the call option over the remaining 10% with a payment of \$2m to BMG. If Caerus does not exercise the call option, BMG then has 1 month to exercise the put option and require a payment of \$2m to BMG.

BMG expects this transaction to conclude during the June quarter and will provide an update as matters progress.

It is also noted that TDL has divested the Black Pine Licenses (AE4654, AE4812 and AE4813) which were close to expiry and no longer core to the JV activities. The acquirer, Aeramentum Resources Limited (Aeramentum), is proposing to list on the ASX, and BMG is entitled to receive GBP£100k in Aeramentum shares at the IPO price, or the same value in cash if the IPO is not completed by 29 July 2022. BMG's rights to the Aeramentum shares or cash equivalent are not affected by the earn-in or option arrangements mentioned above.

## Corporate

The external review of the Group's Financial Report for the half year ended 31 December 2021 was completed during the reporting period and lodged with ASX on 16 March 2022.



## ASX listing rule Compliance

Tenement Information as required by Listing Rule 5.3.3.

Tenement ID	Registered Holder	Project / Location	Interest (%)	Change in quarter (%)
M53/1095	Nova Energy Pty Ltd <sup>(1)</sup>	Abercromby	100	-
M53/336	Nova Energy Pty Ltd <sup>(1)</sup>	Abercromby	100	-
E45/4553	Delphi Resources Pty Ltd <sup>(2)</sup>	Invincible	100	-
AE4654	Treasure Development Limited <sup>(3)</sup>	Treasure Project	-	(30)
AE4653	Treasure Development Limited <sup>(3)</sup>	Treasure Project	30	-
AE4812	Treasure Development Limited <sup>(3)</sup>	Treasure Project	-	(30)
AE4813	Treasure Development Limited <sup>(3)</sup>	Treasure Project	-	(30)
AE4674	Treasure Development Limited <sup>(3)</sup>	Treasure Project	30	-
AE4607	Treasure Development Limited <sup>(3)</sup>	Treasure Project	30	-
AE4608	Treasure Development Limited <sup>(3)</sup>	Treasure Project	30	-
AE4649	Treasure Development Limited <sup>(3)</sup>	Treasure Project	30	-

<sup>(1)</sup> BMG holds the non-uranium and thorium mineral rights associated with mining leases M53/1095 and M53/336. Nova Energy is a wholly owned subsidiary of Toro Energy Limited.

<sup>(2)</sup> Delphi Resources Pty Ltd is a wholly owned subsidiary of BMG Resources Limited.

<sup>(3)</sup> Treasure Development Limited is the joint venture company of which BMG owns 30%; the remaining 70% is owned by New Cyprus Copper Company Limited, the operator of the JV, and wholly owned subsidiary of Caerus Mineral Resources PLC.

For purposes of ASX listing rule 5.3.5, the Company advises that director fees paid during the quarter, including remuneration paid to the Company's Managing Director, amounted to \$89,300.



## Competent Persons Requirements

The information in this announcement that relates to Exploration Results was previously released by the Company in the following reports, which are available on the Company's website at [www.bmgl.com.au](http://www.bmgl.com.au):

- 1) 9 March 2021, *Excellent new High-Grade Gold Intercepts at Abercromby*
- 2) 19 October 2021, *BMG Reports further High-Grade Gold at Abercromby as Diamond Drilling commences.*
- 3) 1 November 2021, *Diamond drilling progressing at High Grade Abercromby Gold Project*
- 4) 2 December 2021, *Full Steam Ahead at the High Grade Abercromby Gold Project*
- 5) 8 December 2021, *Addendum to ASX Announcement on 2 December 2021*
- 6) 9 December 2021, *Pipeline of Exploration Targets grows at Abercromby*
- 7) 20 January 2022, *Two drill rigs underway at Abercromby Gold Project*
- 8) 25 January 2022, *Assays confirm very high gold grades – including 1m over 100g/t Au- At Abercromby*
- 9) 26 April 2022, *Assays confirm significant extensions of high-grade gold at Abercromby Project*

Announcements 1, 2, 5, 6, 7, 8 and 9 contain a competent person statement which includes the statements and consent pursuant to the requirements of ASX Listing Rule 5.22

The Company confirms that it is not aware of any new information or data that materially affects the exploration results included in any original market announcements referred to in this report and that no material change in the results has occurred. The Company confirms that the form and context in which the Competent Person's findings are presented have not been materially modified from the original market announcements.

### Authority

This announcement has been authorised for release by Bruce McCracken, Managing Director of BMG Resources Limited.

\*\*\*ENDS\*\*\*



**For further information, shareholders and media please contact:**

Bruce McCracken, Managing Director  
BMG Resources Limited  
Phone: +61 8 9424 9390  
Email: [enquiry@bmgl.com.au](mailto:enquiry@bmgl.com.au)

Sean Meakin, Company Secretary  
BMG Resources Limited  
Phone: +61 8 9424 9390  
Email: [enquiry@bmgl.com.au](mailto:enquiry@bmgl.com.au)

Fraser Beattie, Media and Investor Relations  
Cannings Purple  
Phone: +61 421 505 557  
Email: [fbeattie@canningspurple.com.au](mailto:fbeattie@canningspurple.com.au)



## Appendix 5B

### Mining exploration entity or oil and gas exploration entity quarterly cash flow report

Name of entity

<b>BMG RESOURCES LIMITED</b>
------------------------------

ABN

<b>96 107 118 678</b>
-----------------------

Quarter ended ("current quarter")

<b>31 March 2022</b>
----------------------

<b>Consolidated statement of cash flows</b>	<b>Current quarter \$A'000</b>	<b>Year to date (9 months) \$A'000</b>
<b>1. Cash flows from operating activities</b>		
1.1 Receipts from customers		
1.2 Payments for		
(a) exploration & evaluation	-	-
(b) development	-	-
(c) production	-	-
(d) staff costs	(50)	(149)
(e) administration and corporate costs	(171)	(462)
1.3 Dividends received (see note 3)	-	-
1.4 Interest received	-	-
1.5 Interest and other costs of finance paid	-	-
1.6 Income taxes paid	-	-
1.7 Government grants and tax incentives	-	-
1.8 Other (provide details if material)	-	-
<b>1.9 Net cash from / (used in) operating activities</b>	<b>(220)</b>	<b>(611)</b>

<b>2. Cash flows from investing activities</b>		
2.1 Payments to acquire or for:		
(a) entities	-	-
(b) tenements	-	-
(c) property, plant and equipment	-	(3)
(d) exploration & evaluation	(803)	(1,940)
(e) investments	-	-
(f) other non-current assets	-	-

<b>Consolidated statement of cash flows</b>	<b>Current quarter \$A'000</b>	<b>Year to date (9 months) \$A'000</b>
2.2 Proceeds from the disposal of:		
(a) entities	-	-
(b) tenements	-	-
(c) property, plant and equipment	-	-
(d) investments	-	-
(e) other non-current assets	-	-
2.3 Cash flows from loans to other entities	-	-
2.4 Dividends received (see note 3)	-	-
2.5 Other (provide details if material)	-	-
<b>2.6 Net cash from / (used in) investing activities</b>	<b>(803)</b>	<b>(1,943)</b>

<b>3. Cash flows from financing activities</b>		
3.1 Proceeds from issues of equity securities (excluding convertible debt securities)	-	4,000
3.2 Proceeds from issue of convertible debt securities	-	-
3.3 Proceeds from exercise of options	-	-
3.4 Transaction costs related to issues of equity securities or convertible debt securities	-	(257)
3.5 Proceeds from borrowings	-	-
3.6 Repayment of borrowings	-	-
3.7 Transaction costs related to loans and borrowings	-	-
3.8 Dividends paid	-	-
3.9 Other (provide details if material)	-	-
<b>3.10 Net cash from / (used in) financing activities</b>	<b>-</b>	<b>3,743</b>

<b>4. Net increase / (decrease) in cash and cash equivalents for the period</b>		
4.1 Cash and cash equivalents at beginning of period	<b>3,101</b>	<b>889</b>
4.2 Net cash from / (used in) operating activities (item 1.9 above)	(220)	(611)
4.3 Net cash from / (used in) investing activities (item 2.6 above)	(803)	(1,943)
4.4 Net cash from / (used in) financing activities (item 3.10 above)	-	3,743

## Mining exploration entity or oil and gas exploration entity quarterly cash flow report

<b>Consolidated statement of cash flows</b>		<b>Current quarter \$A'000</b>	<b>Year to date (9 months) \$A'000</b>
4.5	Effect of movement in exchange rates on cash held	-	-
<b>4.6</b>	<b>Cash and cash equivalents at end of period</b>	<b>2,078</b>	<b>2,078</b>

<b>5.</b>	<b>Reconciliation of cash and cash equivalents</b> at the end of the quarter (as shown in the consolidated statement of cash flows) to the related items in the accounts	<b>Current quarter \$A'000</b>	<b>Previous quarter \$A'000</b>
5.1	Bank balances	13	21
5.2	Call deposits	2,065	3,080
5.3	Bank overdrafts	-	-
5.4	Other (provide details)	-	-
<b>5.5</b>	<b>Cash and cash equivalents at end of quarter (should equal item 4.6 above)</b>	<b>2,078</b>	<b>3,101</b>

<b>6.</b>	<b>Payments to related parties of the entity and their associates</b>	<b>Current quarter \$A'000</b>
6.1	Aggregate amount of payments to related parties and their associates included in item 1	(89)
6.2	Aggregate amount of payments to related parties and their associates included in item 2	-

*Note: if any amounts are shown in items 6.1 or 6.2, your quarterly activity report must include a description of, and an explanation for, such payments.*

The Company paid \$89,300 in cash to directors during the period, including its Managing Director.

## Mining exploration entity or oil and gas exploration entity quarterly cash flow report

<b>7. Financing facilities</b>	<b>Total facility amount at quarter end \$A'000</b>	<b>Amount drawn at quarter end \$A'000</b>
<i>Note: the term "facility" includes all forms of financing arrangements available to the entity. Add notes as necessary for an understanding of the sources of finance available to the entity.</i>		
7.1 Loan facilities	-	-
7.2 Credit standby arrangements	-	-
7.3 Other (please specify)	-	-
<b>7.4 Total financing facilities</b>	-	-
<b>7.5 Unused financing facilities available at quarter end</b>		
7.6 Include in the box below a description of each facility above, including the lender, interest rate, maturity date and whether it is secured or unsecured. If any additional financing facilities have been entered into or are proposed to be entered into after quarter end, include a note providing details of those facilities as well.		

<b>8. Estimated cash available for future operating activities</b>	<b>\$A'000</b>
8.1 Net cash from / (used in) operating activities (item 1.9)	(220)
8.2 (Payments for exploration & evaluation classified as investing activities) (item 2.1(d))	(803)
8.3 Total relevant outgoings (item 8.1 + item 8.2)	(1,023)
8.4 Cash and cash equivalents at quarter end (item 4.6)	2,078
8.5 Unused finance facilities available at quarter end (item 7.5)	-
8.6 Total available funding (item 8.4 + item 8.5)	2,078
<b>8.7 Estimated quarters of funding available (item 8.6 divided by item 8.3)</b>	2.03
<i>Note: if the entity has reported positive relevant outgoings (ie a net cash inflow) in item 8.3, answer item 8.7 as "N/A". Otherwise, a figure for the estimated quarters of funding available must be included in item 8.7.</i>	
8.8 If item 8.7 is less than 2 quarters, please provide answers to the following questions:	
8.8.1 Does the entity expect that it will continue to have the current level of net operating cash flows for the time being and, if not, why not?	
Answer: N/A	
8.8.2 Has the entity taken any steps, or does it propose to take any steps, to raise further cash to fund its operations and, if so, what are those steps and how likely does it believe that they will be successful?	
Answer: N/A	

## Mining exploration entity or oil and gas exploration entity quarterly cash flow report

8.8.3 Does the entity expect to be able to continue its operations and to meet its business objectives and, if so, on what basis?

Answer:

N/A

Note: where item 8.7 is less than 2 quarters, all of questions 8.8.1, 8.8.2 and 8.8.3 above must be answered.

## Compliance statement

- 1 This statement has been prepared in accordance with accounting standards and policies which comply with Listing Rule 19.11A.
- 2 This statement gives a true and fair view of the matters disclosed.

Date: .....29 April 2022.....

Authorised by: ..... Bruce McCracken – Managing Director.....  
(Name of body or officer authorising release – see note 4)

## Notes

1. This quarterly cash flow report and the accompanying activity report provide a basis for informing the market about the entity's activities for the past quarter, how they have been financed and the effect this has had on its cash position. An entity that wishes to disclose additional information over and above the minimum required under the Listing Rules is encouraged to do so.
2. If this quarterly cash flow report has been prepared in accordance with Australian Accounting Standards, the definitions in, and provisions of, *AASB 6: Exploration for and Evaluation of Mineral Resources* and *AASB 107: Statement of Cash Flows* apply to this report. If this quarterly cash flow report has been prepared in accordance with other accounting standards agreed by ASX pursuant to Listing Rule 19.11A, the corresponding equivalent standards apply to this report.
3. Dividends received may be classified either as cash flows from operating activities or cash flows from investing activities, depending on the accounting policy of the entity.
4. If this report has been authorised for release to the market by your board of directors, you can insert here: "By the board". If it has been authorised for release to the market by a committee of your board of directors, you can insert here: "By the [name of board committee – eg Audit and Risk Committee]". If it has been authorised for release to the market by a disclosure committee, you can insert here: "By the Disclosure Committee".
5. If this report has been authorised for release to the market by your board of directors and you wish to hold yourself out as complying with recommendation 4.2 of the ASX Corporate Governance Council's *Corporate Governance Principles and Recommendations*, the board should have received a declaration from its CEO and CFO that, in their opinion, the financial records of the entity have been properly maintained, that this report complies with the appropriate accounting standards and gives a true and fair view of the cash flows of the entity, and that their opinion has been formed on the basis of a sound system of risk management and internal control which is operating effectively.