



**MAKING THE
COMPLEX
SIMPLE**

INVESTOR MARKET UPDATE

20 JULY 2022



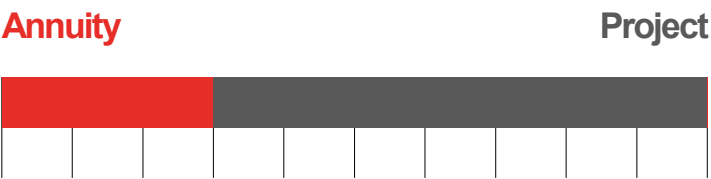
- FY22 EBITDA expected to be at the **top end of previous guidance** of \$54m - \$57m
- Strong FY22 operating cashflow with **EBITDA to Cash Conversion** of circa **105%**
- **Net Cash** position of **\$20.5m** after funding the acquisition of WBHO Infrastructure in March 2022
- Continued **strong margin** performance underpinned by excellent operational execution
- **Strength** and **diversity** of business providing protection against labour and cost pressures
- WBHO Infrastructure **successfully integrated** into SRG Global
- **Record Work in Hand** of **\$1.3b** and well funded for growth with **available funds** of **\$127m**
- Strategic transformation to a **diversified industrial services** business is delivering results
- **FY23 EBITDA** expected to be circa **25% higher** than FY22 EBITDA result



OUR STRATEGIC **TRANSFORMATION**

WHERE WE WERE

The majority of the company's earnings were derived from **one-off projects**.



∞ 30%

⌚ 70%

Asset Maintenance
Mining Services

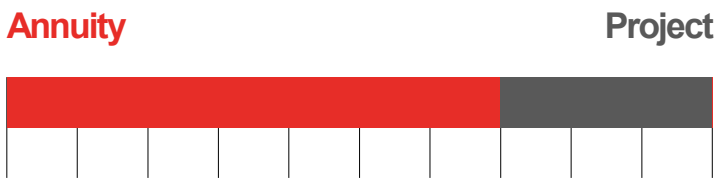
Engineering & Construction

EBITDA
~ \$40M



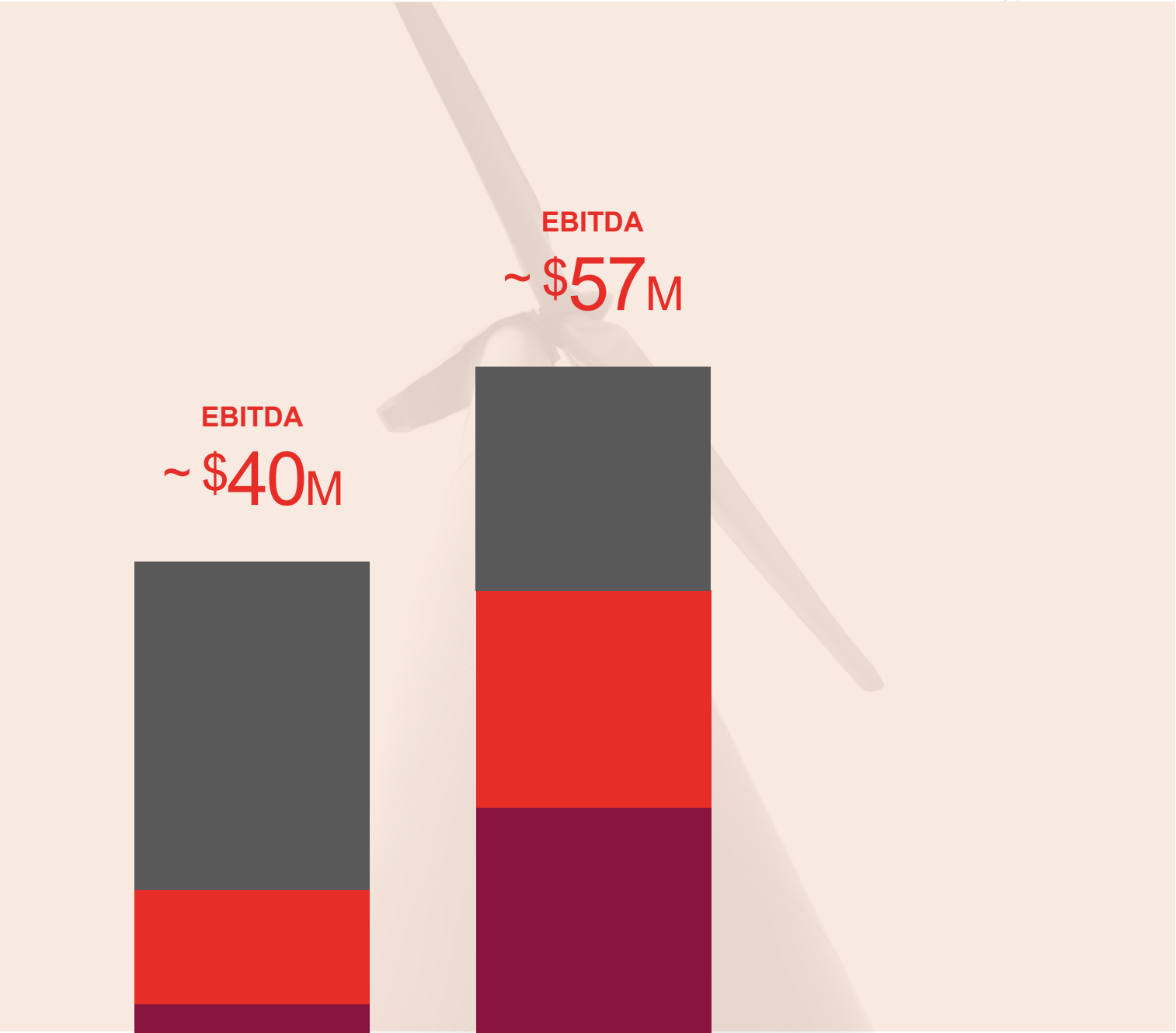
WHERE WE ARE

Over 2/3rds of the company's earnings are now derived from annuity / recurring earnings.



∞ 70%

⌚ 30%



BUSINESS MIX TRANSITIONED TO ANNUITY/RECURRING EARNINGS



GROWTH HORIZON

Step change growth in recurring Asset Maintenance Services

Innovation and selective growth in Mining Services

Targeted growth in Civil Infrastructure Construction / Remediation

Specialist services and products in Building Construction with key repeat clients

67% annuity / recurring and 33% project-based earnings

LEADERSHIP HORIZON

Zero Harm / ESG industry leader and recognised employer / partner of choice

Domestic / International growth in Engineered Products across all SRG operating segments

Selective strategic acquisitions to complement capability / footprint

Consistent, above market shareholder returns (EPS and TSR)

80% annuity / recurring and 20% project-based earnings

BUSINESS MIX TRANSITIONED TO ANNUITY/RECURRING EARNINGS



GROWTH HORIZON

- ✓ Step change growth in recurring Asset Maintenance Services
- ✓ Innovation and selective growth in Mining Services
- ✓ Targeted growth in Civil Infrastructure Construction / Remediation
- ✓ Specialist services and products in Building Construction with key repeat clients
- ✓ 67% annuity / recurring and 33% project-based earnings

LEADERSHIP HORIZON

Zero Harm / ESG industry leader and recognised employer / partner of choice

Domestic / International growth in Engineered Products across all SRG operating segments

Selective strategic acquisitions to complement capability / footprint

Consistent, above market shareholder returns (EPS and TSR)

80% annuity / recurring and 20% project-based earnings

THIS IS US

WHO WE ARE

We are a **diversified industrial services** company



WHAT WE DO

We bring an **engineering mindset** to deliver **critical services** for major industry

- Engineer
- Construct
- Sustain

OUR VISION

The most **sought-after** diversified industrial services business

**MAKING THE
COMPLEX**
SIMPLE

OUR PROFILE



OPERATING SEGMENTS



Asset Maintenance



Mining Services



Engineering & Construction

OWNERSHIP STRUCTURE

12% Management / Board

45% Institutional

2,600

People

20+

Industries

80+

Sites

6

Countries

650

Revenue (\$m)

285

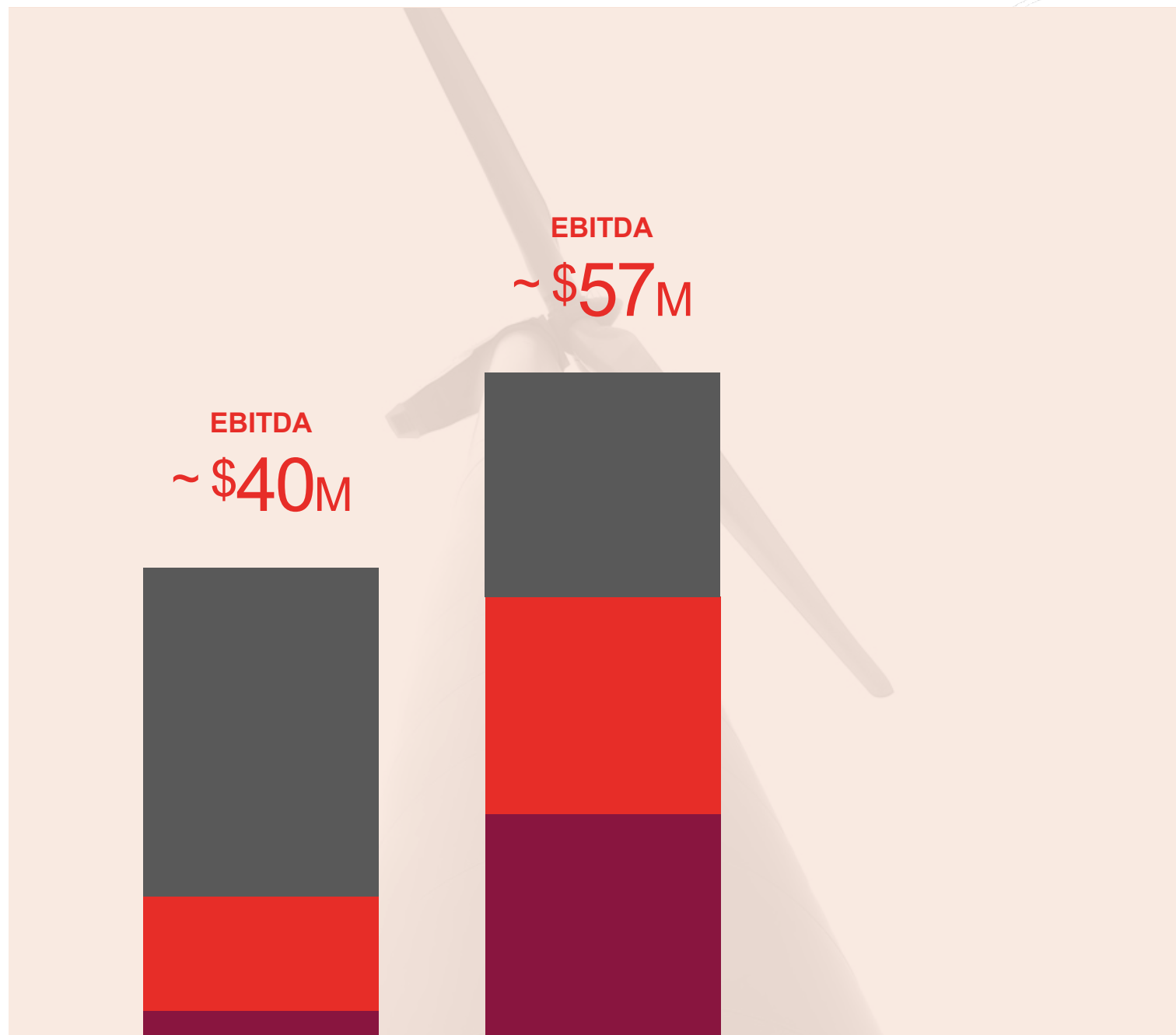
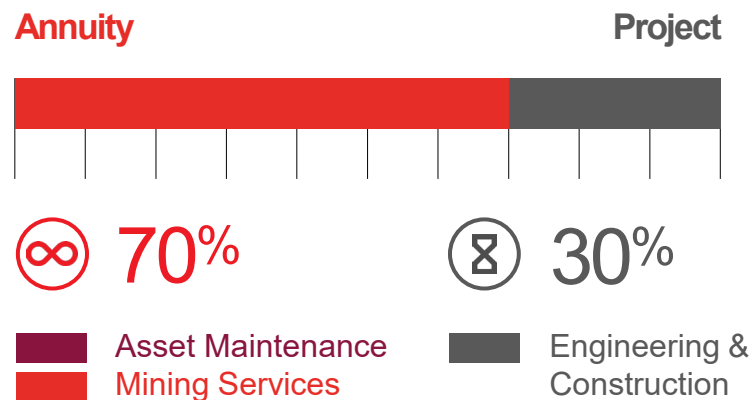
Market Cap (\$m)



WHERE WE
ARE GOING


WHERE WE ARE

Over 2/3rds of the company's earnings are now derived from annuity / recurring earnings.



WHERE WE ARE GOING

We expect earnings in FY23 to be
circa **25% higher** than in FY22



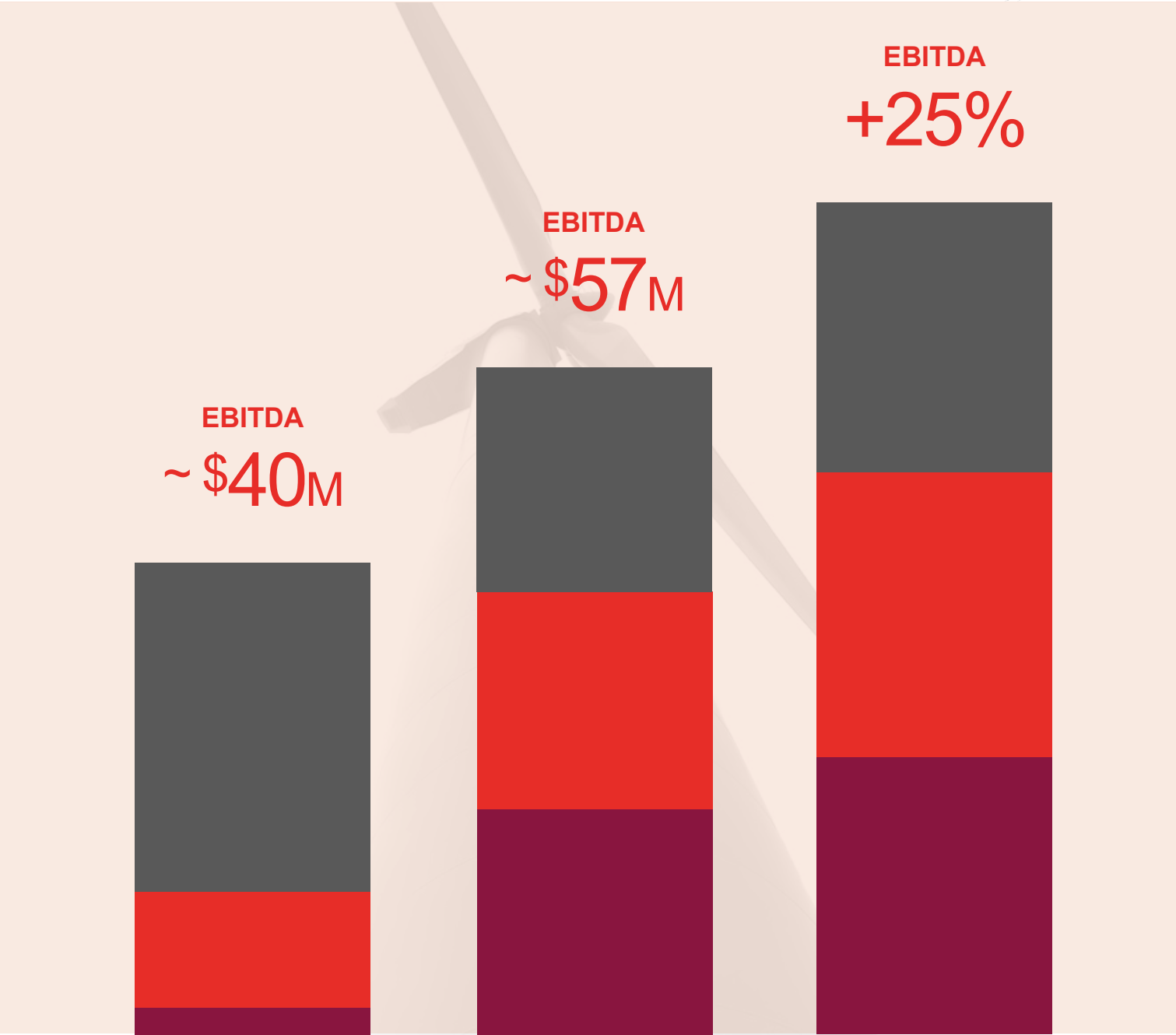
∞ 70%

⌚ 30%

Asset Maintenance
Mining Services

Engineering &
Construction

FY23 Outlook



BUILDING THE MOST SOUGHT-AFTER DIVERSIFIED INDUSTRIAL SERVICES BUSINESS



GROWTH HORIZON

Step change growth in recurring Asset Maintenance Services

Innovation and selective growth in Mining Services

Targeted growth in Civil Infrastructure Construction / Remediation

Specialist services and products in Building Construction with key repeat clients

67% annuity / recurring and 33% project-based earnings

LEADERSHIP HORIZON

Zero Harm / ESG industry leader and recognised employer / partner of choice

Domestic / International growth in Engineered Products across all SRG operating segments

Selective strategic acquisitions to complement capability / footprint

Consistent, above market shareholder returns (EPS and TSR)

80% annuity / recurring and 20% project-based earnings

INVESTMENT PROPOSITION



**End-to-end
asset lifecycle
capability**

**Highly scalable
business
model**

**Diverse
market sectors /
geographies**

**Capital light
investment
profile**

**Annuity
earnings
profile**

**Dividend
paying
stock**



“WHEN IT HAS
TO BE DONE RIGHT”

SRG GLOBAL

srgglobal.com.au



**MAKING THE
COMPLEX**
SIMPLE

DISCLAIMER



This presentation has been prepared by SRG Global Limited (ABN 81 104 662 259) (**SRG**). By accessing this presentation you acknowledge that you have read and understood the following statement.

This presentation contains general summary information about SRG. The information, opinions or conclusions expressed in this presentation should be read in conjunction with SRG's other periodic and continuous disclosure announcements lodged with ASX, which are available on SRG's website. No representation or warranty, expressed or implied, is made as to the fairness, accuracy, completeness or correctness of the information, opinions and conclusions contained in this presentation.

Not financial product advice

This presentation is for information purposes only and is not a prospectus or product disclosure statement, financial product or investment advice or a recommendation to acquire securities in SRG (or any interest in SRG securities). It has been prepared without taking into account the objectives, financial situation or needs of individuals. Before making any investment decision, prospective investors should consider the appropriateness of the information having regard to their own objectives, financial situation and needs and seek legal and taxation advice appropriate to their jurisdiction.

Forward-looking information

This presentation may contain certain forward-looking statements. Forward looking statements include those containing such words as "anticipates", "estimates", "forecasts", "should", "could", "may", "intends", "will", "expects", "plans" or similar expressions and may include statements regarding SRG's intent, belief or current expectations with respect to SRG's business and operations, market conditions, results of operations and financial condition, specific provisions and risk management practices. Where SRG expresses or implies an expectation or belief as to future events or results, such expectation or belief is expressed in good faith and on a reasonable basis. No representation or warranty, express or implied, is made by SRG that the matters stated in this presentation will in fact be achieved or prove to be correct. These forward looking statements are not guarantees or predictions of future performance, and involve known and unknown risks, uncertainties and other factors, many of which may be beyond SRG's control, and which may cause the actual results, performance or achievements of SRG to be materially different from future results, performance or achievements expressed or implied by such statements. Other than as required by law, none of SRG, its officers, advisers nor any other person gives any representation, assurance or guarantee that the occurrence of the events expressed or implied in any forward looking statements in this presentation will actually occur. SRG does not undertake to release publicly any revisions to any forward-looking statement to reflect events or circumstances after the date of this presentation, or to reflect the occurrence of unanticipated events, except as may be required under applicable securities laws.

Photographs and diagrams

Photographs, diagrams and maps used in this presentation are illustrative only and may not be drawn to scale. Unless otherwise stated, all data contained in charts, graphs and tables is based on information available as at the date of this presentation.

Financial data

All dollar values are in Australian dollars (A\$ or AUD) unless otherwise stated.

Authorisation

This Presentation has been authorised for release by the Managing Director.