

---

## QUARTERLY ACTIVITIES REPORT FOR THE PERIOD ENDED 30 JUNE 2022

---

### Morck Well JV, Bryah Basin (SFR earning 70%)

- One diamond drill hole (MWDD0006) completed at the Citra Prospect (1,141m)
- MWDD0006 intersected previously unmapped host DeGrussa Formation sediments along strike from previously recorded significant copper intersections
- Several horizons of trace copper mineralised horizons intersected comprising bornite, chalcopyrite and chalcocite
  - 808-809.5m - Trace/minor bornite and chalcopyrite in exhalative jasper
  - 812-840m - Trace/minor disseminated chalcopyrite along bedding planes
  - 1,038.8-1,041m – Trace/minor chalcocite blebs
- Previously unmapped host DeGrussa Formation sediments intersected
- All assay results from the sampling of the drill hole are pending
- DHEM planned in September quarter

### Forrest Project, Bryah Basin (80% AUR)

- Positive results from Air Core drilling completed at the Forrest Copper Project, include:
  - 5m @ 0.18% Cu from 45m – FTAC0021
  - 5m @ 0.12% Cu from 55m – FTAC0037
  - 9m @ 0.11% Cu from 36m – FTAC0038
  - 5m @ 0.56g/t Au from 10m and 5m @ 0.63g/t Au from 20m – FTAC0054
- New copper/gold target identified at the Forrest Project requiring further evaluation
- Forrest Copper Project contains an existing JORC Resource of 2.4 Mt @ 1.7% Cu for 41,500t copper metal

### Feather Cap Project, Bryah Basin (100% AUR)

- Positive results from Air Core drilling completed at the Durack East Gold Prospect, include:
  - 5m @ 0.55g/t Au from 65m – DEAC0105
  - 5m @ 0.60g/t Au from 100m - DEAC0106
- Infill Air Core drilling to 200m line spacing required at Durack East Prospect to further evaluate mineralised trend for potential high-grade gold mineralisation
- Exploration completed to date continues to support the potential existence of an anomalous gold zone stretching 6.2km between the Morck Well and Feather Cap projects

### Corporate

- Cash balance at 30 June 2022 of \$3.6M
- Sandfire has given formal notice to withdraw from the Cheroona and Cashmans Joint Ventures, effective 4 August 2022
- Auris continues to assess new strategic project opportunities that align with the Company's focus on gold and copper exploration

Gold and base metals explorer **Auris Minerals Limited** ("Auris" or "the Company") (ASX: AUR) is pleased to provide its Quarterly Activities Report for the period ended 30 June 2022.

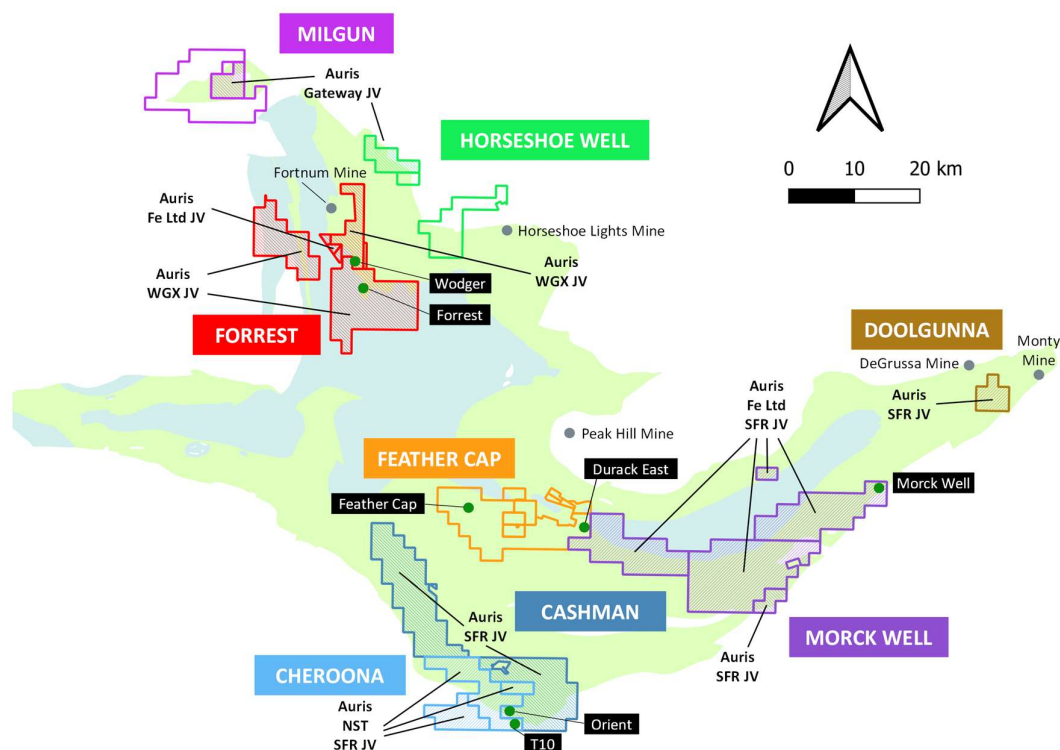
**Commenting on the June quarter, Auris Managing Director, Mike Hendriks said:** “A key highlight for the quarter was the successful diamond drilling at the Citra Prospect within our Morck Well JV with Sandfire, with initial observations highlighting previously uncharted DeGrussa formation sediments. These sediments are along strike of previous copper hits including one hole with 11m at 3.5% copper (Refer ASX Announcement 6 June 2018), so we are certainly looking forward to the follow-up drilling programme and DHEM this quarter to investigate this further. Morck Well is continuing to shape as an exciting copper-gold opportunity for the JV with follow-up work planned and diamond drilling assays expected to be received this quarter.

*Auris also continues to assess other value accretive opportunities that complement our current portfolio and strategic focus, and we look forward to reporting further updates from the business this quarter.”*

### **Company Overview & Background on Joint Ventures**

Auris is exploring for base metals and gold in the Bryah Basin of Western Australia. Auris has consolidated a tenement portfolio of 1,385km<sup>2</sup>, which is divided into eight well-defined project areas: **Forrest, Cashman, Cheroona, Doolgunna, Morck Well, Feather Cap, Milgun** and **Horseshoe Well**, (Figure 1).

In February 2018, Auris entered a Farm-in Agreement with Sandfire Resources Limited (“Sandfire”; ASX: SFR) in relation to the Morck Well and Doolgunna Projects which covers ~430km<sup>2</sup> (the Morck Well JV). During September 2019, Auris entered into a Farm-in with Sandfire in relation to the Cashman Project tenements, E51/1053 and E51/1120, (the Cashman JV). On 4 February 2020 Auris and Northern Star Resources Limited (NST) entered into a Farm-in with Sandfire in relation to the Cheroona Project tenements, E51/1391, E51/1837 and E51/1838, (the Cheroona JV). Sandfire has the right to earn a 70% interest in each of above projects upon completion of a Feasibility Study on a discovery of not less than 50,000t contained copper (or metal equivalent) on the project. Auris manages exploration on all other tenements, including those that are subject to arrangements with third parties.



**Figure 1. Auris' copper-gold exploration tenement portfolio, with Sandfire (SFR), Northern Star (NST), Westgold (WGX), Fe Ltd and Gateway JV areas indicated**

Notes:

1. The Forrest Project tenements E52/1659 and E52/1671 have the following outside interests:
  - Auris 80%; Westgold Resources Ltd 20% (ASX:WGX). Westgold Resources Ltd interest is free carried until a Decision to Mine
  - Westgold Resources Ltd own the gold rights over the Auris interest.
2. The Forrest Project tenements P52/1494-1496 have the following outside interests:
  - Auris 80%; Fe Ltd 20% (ASX:FEL). Fe Ltd interest is free carried until a Decision to Mine
3. The Forrest Project tenements P52/1493 has the following outside interests:
  - Westgold Resources Ltd own the gold rights over the Auris interest.
4. The Cheroona Project tenements E51/1391, E51/1837-38 have the following outside interests:
  - Auris 70%; Northern Star Resources Ltd 30% (ASX:NST)
5. The Horseshoe Well Project tenement E52/3291 has the following outside interests:
  - Auris 85%; Gateway Projects WA Pty Ltd (formerly OMNI Projects Pty Ltd) 15% (Gateway Projects free carried until a Decision to Mine)
6. The Milgun Project tenement E52/3248 has the following outside interests:
  - Auris 85%; Gateway Projects WA Pty Ltd (formerly OMNI Projects Pty Ltd) 15% (Gateway Projects free carried until a Decision to Mine)
7. The Morck Well Project tenements E51/1033, E52/1613 and E52/1672 have the following outside interests:
  - Auris 80%; Fe Ltd 20% (ASX:FEL). Fe Ltd interest is free carried until a Decision to Mine

## EXPLORATION

### 1. MORCK WELL JV (Sandfire earning 70% Interest)

#### Project Summary

In February 2018, Auris entered a Farm-in Agreement with Sandfire Resources (ASX: SFR) in relation to the Morck Well and Doolgunna Projects which covers ~430km<sup>2</sup>. The Morck Well and Doolgunna Projects are strategically located 22km to the south-west and 4km to the southeast respectively, of Sandfire's DeGrussa Copper Mine in Western Australia. The Morck Well project is located 8km along strike from Sandfire's Old Highway gold deposit with comparable high-grade gold mineralisation being intersected associated within similar geology within regional Air Core drilling completed to date.

#### Diamond Drilling

One diamond drill hole (MWDD0006) was completed at the Citra prospect, to a depth of 1,141m, (Refer ASX Announcement 21 July 2022). The drill hole was designed to test an interpreted rift and transform structure intersection proximal to mapped exhalative sediments.

Encouragingly, the hole intersected several trace mineralised horizons containing minor bornite, chalcopryrite and chalcocite.

- **808-809.5m - Trace/minor bornite and chalcopryrite in exhalative jasper**
- **812-840m - Trace/minor disseminated chalcopryrite along bedding planes**
- **1,038.8-1,041m – Trace/minor chalcocite blebs**

The hole was successfully grouted, PVC was run for the full length of the hole and is now awaiting DHEM. All assay results from the sampling of the drill hole are pending.



Figure 2 - Drill core showing alteration and lithology logged around the trace/minor bornite mineralisation within exhalative sediments at 808m. Size of drill core = NQ or ~47.6mm.

### Geological Understanding

The diamond drill hole intersected previously unmapped host DeGrussa Formation sediments. The mineralised stratigraphy is being reinterpreted for follow up targeting in proximity to interpreted rift parallel structures along strike.

Geological interpretation of the area remains ongoing.

### Ongoing and Forecast Work

DHEM is planned for MWDD006 during the September quarter. A follow up drill programme has been designed to test the strike continuity of the supergene copper mineralisation and to test the potential for mineralisation at depth, associated with significant RC results returned during the March 2022 quarter, (Refer ASX Announcement 19 April 2022). The drilling of this programme has been delayed until September 2022.

Sandfire has advised that regional targeting and geological interpretations by Sandfire personnel and external consultants are ongoing.



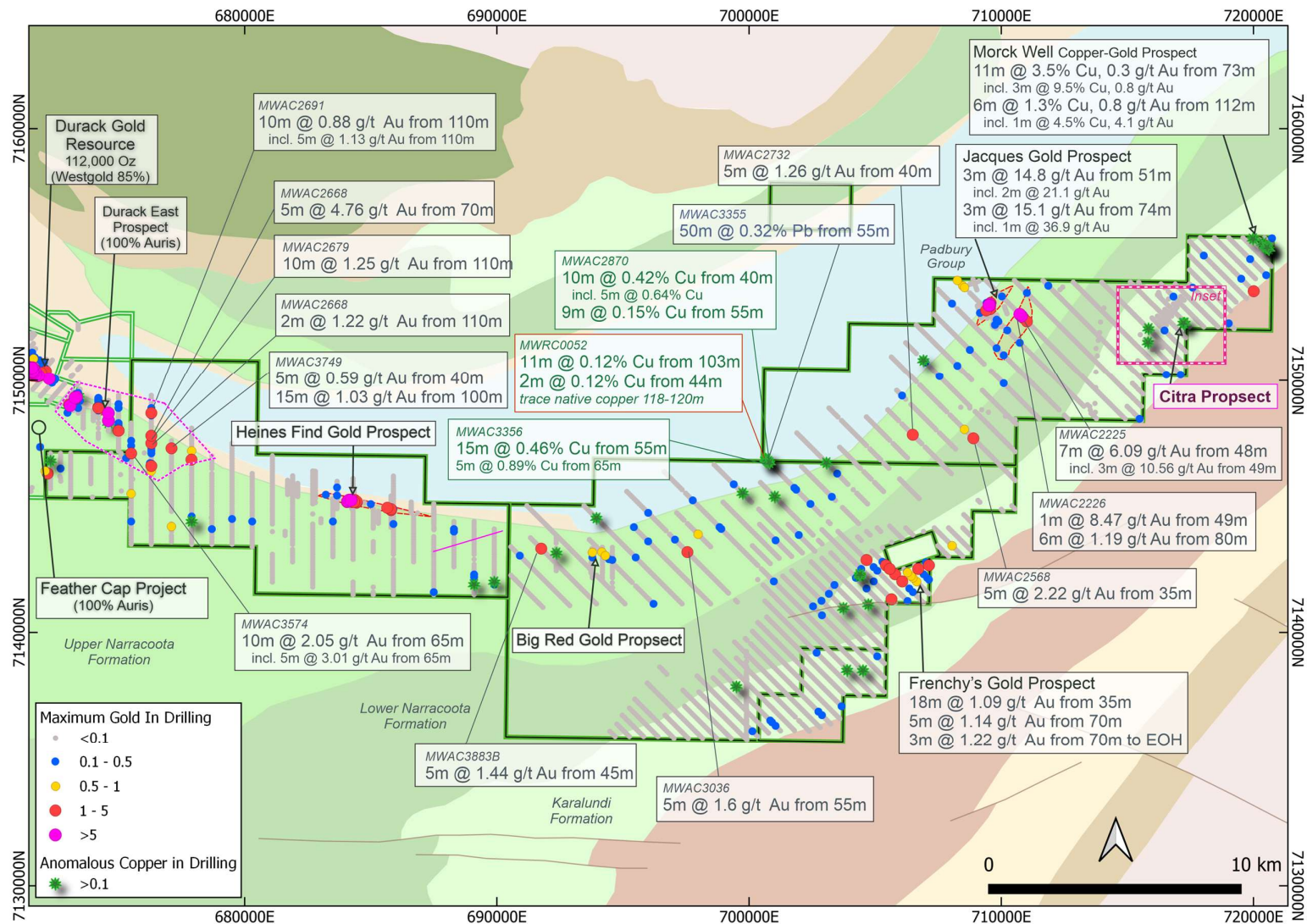


Figure 3 - Drilling Summary Plan - Morck Well Project

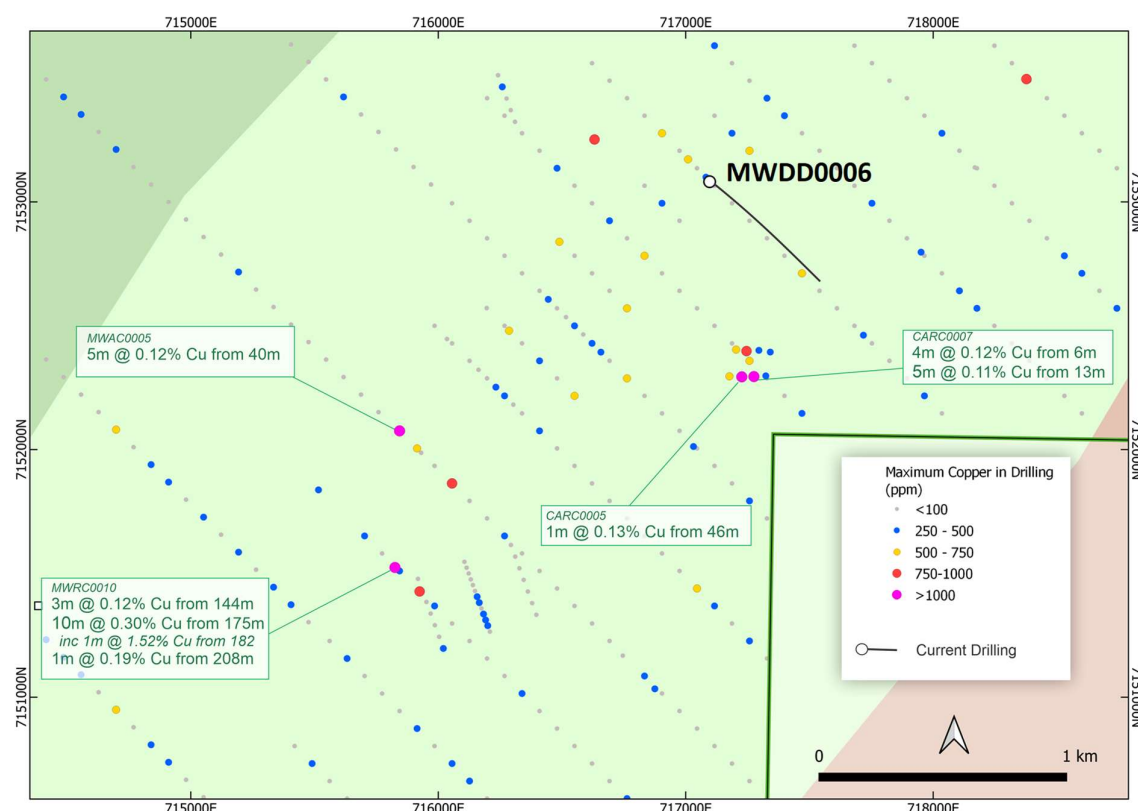


Figure 4 - Drilling Summary Plan – Citra Prospect

Figures 1 and 2 Notes -

*Morck Well Copper – Gold Prospect –SFR ASX announcement 6 June 2018*  
*Jacques Gold Prospect –RNI ASX announcement 16 April 2013*  
*Frenchy's Gold Prospect – AUR ASX announcement 16 April 2019*  
*Durack Gold Resource – refer WGX announcement 4 September 2017*  
*SFR (MWAC/MWRC/MWDD prefix) results refer ASX announcements 30 March 2020, 20 April 2020, 17 July 2020, 23 October 2020, 20 January 2021, 20 April 2021 and 9 June 2021*  
*Durack East Prospect - Refer ASX announcements 28 October 2020, 28 January 2021, 13 October 2021), 2 November 2021 and 17 December 2021*

## **2. CHEROONA JV (SFR earning a 70% interest)**

### **Project Summary**

On 4 February 2020 Auris and Northern Star Resources Limited (NST) entered into a Farm-in agreement with Sandfire in relation to tenements, E51/1391, E51/1837 and E51/1838, to advance exploration at the Cheroona Project located in the Bryah Basin of Western Australia. Under the agreement Sandfire are sole funding exploration until a Feasibility Study is completed on a discovery of >50,000t Copper or metal equivalent to earn a 70% interest.

### **Diamond Drilling**

All results were returned from the diamond drilling completed last quarter, (Refer ASX Announcement 19 April 2022) comprising a 392.9m diamond tail, CHRC0008. The drill hole was designed to test an airborne EM anomaly, interpreted to be a fractionated dolerite or a jasperoidal chert and the potential for the prospective Karalundi Formation below this anomaly and the Narracoota Formation at depth.

No significant results were received.

### Subsequent to quarter end

Sandfire Resources Ltd have provided formal notice of their withdrawal from the Cheroona and Cashman farm in agreements, effective 4 August 2022.

Sandfire are currently compiling all reports and data for handover to Auris. Auris will complete a detailed review of all project data once received, before determining next steps and any future work programmes.

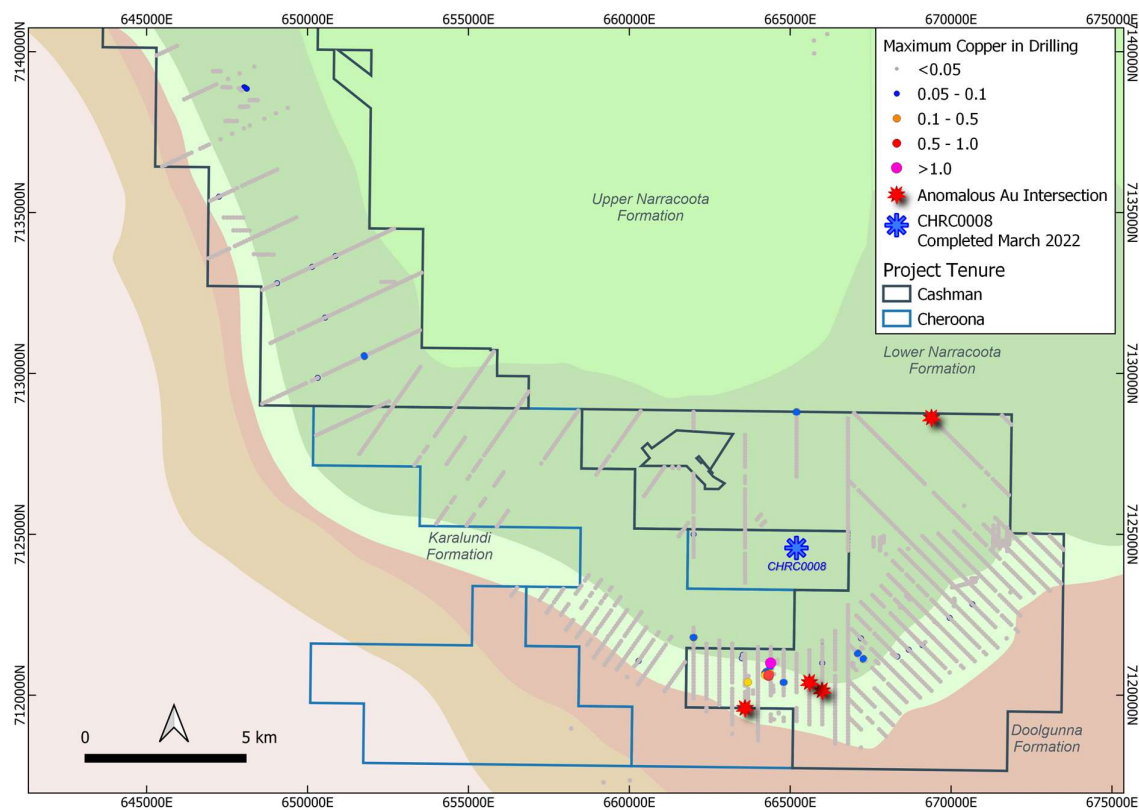


Figure 5 - Drilling Summary Plan – Cashman / Cheroona JV's

### 3. FORREST PROJECT (Auris 80% Interest, Westgold 20% Interest and 100% Gold Rights)

#### Project Summary

The Forrest Project includes tenements E52/1659 and E52/1671, which host the Wodger and Forrest deposits respectively and fall under an agreement with Westgold Resources Limited ("WGX") whereby WGX own all gold rights and a 20% free carried interest until a decision to mine for all copper rights.

The Forrest Copper Project contains an existing **JORC Resource of 2.4 Mt @ 1.7% Cu for 41,500t copper metal.**

#### Air Core Drilling

During March 2022, a total of 60 Air Core drill holes were completed (FTAC0001-0060, Refer ASX Announcement 24 March 2022) for approximately 4,186m to further evaluate select regional targets located outside of the existing JORC resource, (Refer ASX Announcement 2 July 2021).

**Regional targets tested within the Forrest Copper Project comprised:**

- Significant copper/gold drill intercepts within previous Air Core drilling,
- Chargeability/conductivity targets identified by previously completed IP surveying; and/or
- Structural targets with similarities to the DeGrussa Copper Deposit.

All significant results returned from the recent Air Core drilling at the Forrest Project are tabulated below in Table 1, (Refer ASX Announcement 11 May 2022).

**Table 1: Forrest Project Significant Copper/Gold Air Core Drilling Intersections**

Hole ID	From (m)	To (m)	Interval (m)	Intersection			
				Cu (ppm)	Au (ppm)	Zn (ppm)	Pb (ppm)
FTAC0021	45	50	5	1800	<0.01	34.3	221
FTAC0037	55	60	5	1160	<0.01	52.9	173
FTAC0038	36	45	9	1077	<0.01	9.5	91
FTAC0047	25	30	5	12.8	0.17	5.7	163
FTAC0050	40	46	6	330.5	0.34	25.6	86
FTAC0051	10	15	5	294	0.15	6	22
	34	40	6	1563	0.05	45	230
FTAC0053	50	55	5	18	0.144	3.1	103
FTAC0054	10	15	5	131	0.56	5.9	85
	20	25	5	51.2	0.626	4	96
FTAC0054	30	35	5	131	0.202	4.9	95

An encouraging copper result of **5m @ 0.18% Cu from 45m** was returned within FTAC0021 (refer Figure 1), north of the Forrest Resource. The drill hole was part of the drill line designed to initially evaluate IP Target 2, which is located 800m to the north of the Forrest Deposit. The copper mineralisation within FTAC0021 is associated with sediments of the Robinson Range Formation and remains open to the north and south for 500 metres.

Additional encouraging copper results were returned within drill holes, FTAC0037 and FTAC0038, comprising **5m @ 0.12% Cu from 55m** and **9m @ 0.11% Cu from 36m** respectively. Both copper intersections are also associated with Robinson Range Formation sediments, located 200m along strike to the south of previously returned mineralisation within drilling of **8m @ 0.20% Cu from 45m**, (WRAC182).

Significant gold results of **5m @ 0.56g/t Au from 10m** and **5m @ 0.63g/t Au from 20m** were returned within FTAC0054, located 200m south of previous Air Core drilling anomalism of **4m @ 0.49g/t Au** and **0.81% Cu** from 16m within WRAC155. The above gold anomalism is located within E52/1659 where Westgold Resources have 100% of the gold rights. The gold anomalism however remains open to the southeast along strike for approximately 1km, potentially trending into tenure (P52/1495) which AUR have an 80% interest in the gold rights.

An anomalous copper result of **6m @ 0.16% Cu from 34m** was intersected 100m to the west of WRAC155. within FTAC0051.

Results from the completed Air Core drilling highlight a new copper/gold target within the Forrest Project comprising the Robinson Range Formation sediments and their contact with the underlying



Ravelstone Formation. To date the Robinson Range Formation and the associated contact has been sporadically tested along the 11km of strike which trends through the project.

Further evaluation of the available data is now being undertaken, focusing on the prospective sediments and contact, ahead of future activities in the area.

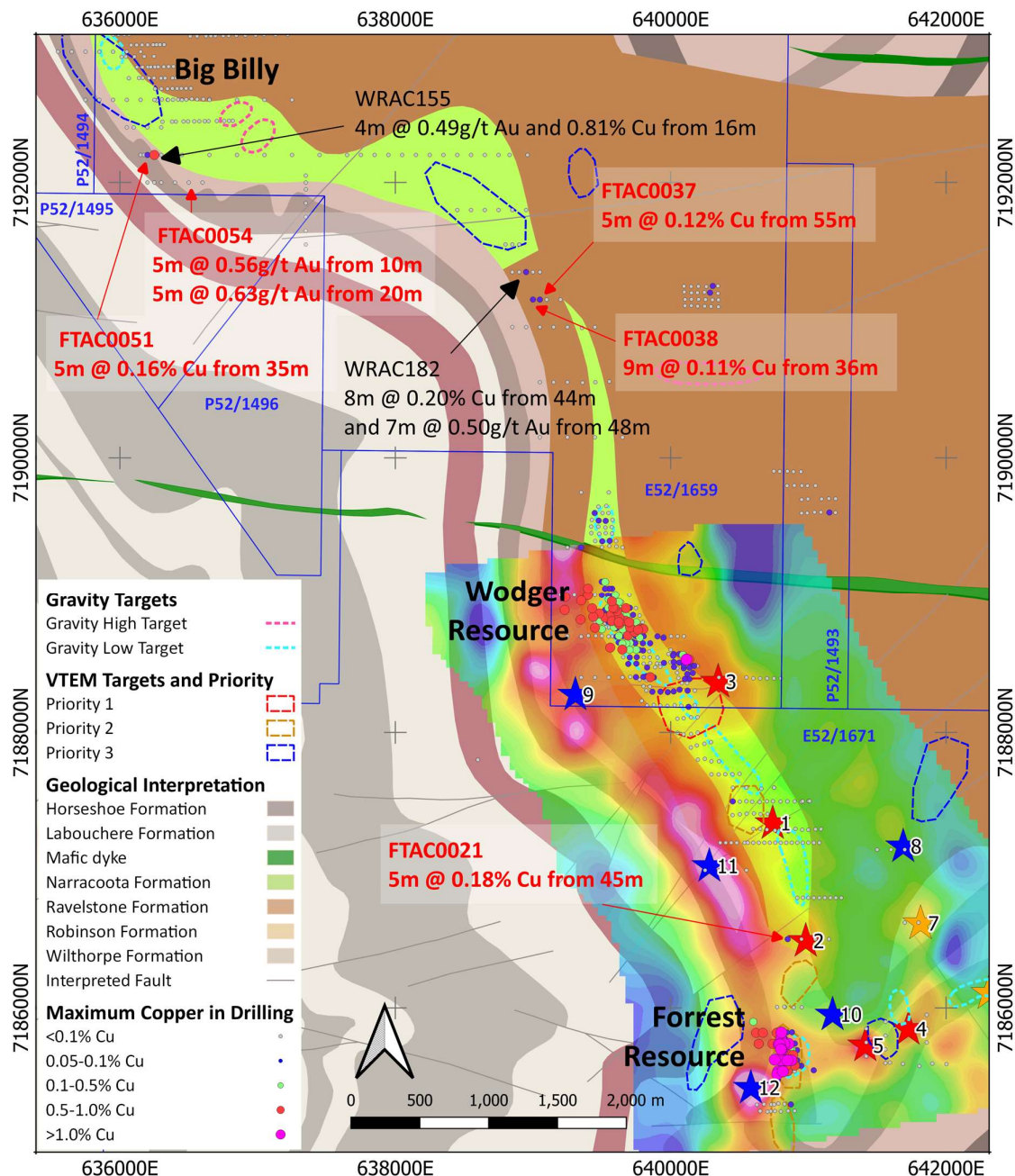


Figure 6 - Forrest Project Summary Geology, Chargeability Model Slice (350mRL) and Drilling, with significant 2022 results highlighted in red.

(Refer ASX announcement 5 December 2018 – WRAC155 and WRAC182 results)

#### **4. FEATHER CAP PROJECT (Auris 100%)**

##### **Project Summary**

The Feather Cap Project is 100% Auris and includes tenement E52/1910 which hosts both the Feather Cap and Durack East gold Prospects.

##### **Air Core Drilling**

Five Air Core holes (DEAC0104-0108) for 481m were completed at the Durack East Gold Prospect within the Feather Cap Project, (Refer ASX Announcement 24 March 2022).

Significant results previously returned from drilling completed at Durack East in September 2021 include (see ASX releases dated 13 October 2021 and 7 February 2022):

- **8m @ 4.49g/t Au from 87m, including 2m @ 14.8g/t Au from 87m (DEAC0089)**
- **5m @ 2.21g.t Au from 87m (DEAC0075)**

All significant results returned from the recent Air Core drilling at the Durack East Prospect are tabulated below in Table 2, (Refer ASX Announcement 11 May 2022).

**Table 2: Durack East Prospect Significant Air Core Drilling Intersections**

Hole ID	From (m)	To (m)	Interval (m)	Intersection			
				Cu (ppm)	Au (ppm)	Zn (ppm)	Pb (ppm)
DEAC0105	65	70	5	69.8	0.55	1	78
	92	93	1	154.5	0.67	4.8	88
DEAC0106	100	105	5	71.9	0.60	3.6	67
DEAC0108	30	35	5	80.5	0.18	4	7

The anomalous gold result within DEAC0105 of **5m @ 0.55g/t Au from 65m** is interpreted to be located 20m up dip of the high-grade mineralisation intersected within DEAC0089 (8m @ 4.49g/t Au from 87m, including 2m @ 14.8g/t Au from 87m), within mafic lower saprolite of the Narracoota Formation.

The significant intersection of **5m @ 0.60g/t Au from 100m** within DEAC0106 is located approximately 10m down dip from the significant intersection within DEAC0075 (5m @ 2.21g.t Au from 87m) within mafic lower saprolite of the Narracoota Formation.

From the drilling completed to date at the Durack East Prospect it is interpreted that the gold mineralised zones are sub vertical to steeply southerly dipping. The results from the recent RC and Air Core drilling completed by Auris has indicated that the high-grade mineralisation within the previous Air Core Drilling and historical RAB drilling are potentially a result of gold enrichment along the mineralised structures at favourable regolith boundaries.

Auris is currently considering additional infill Air Core drilling to further evaluate the mineralised trend for high-grade gold mineralisation.

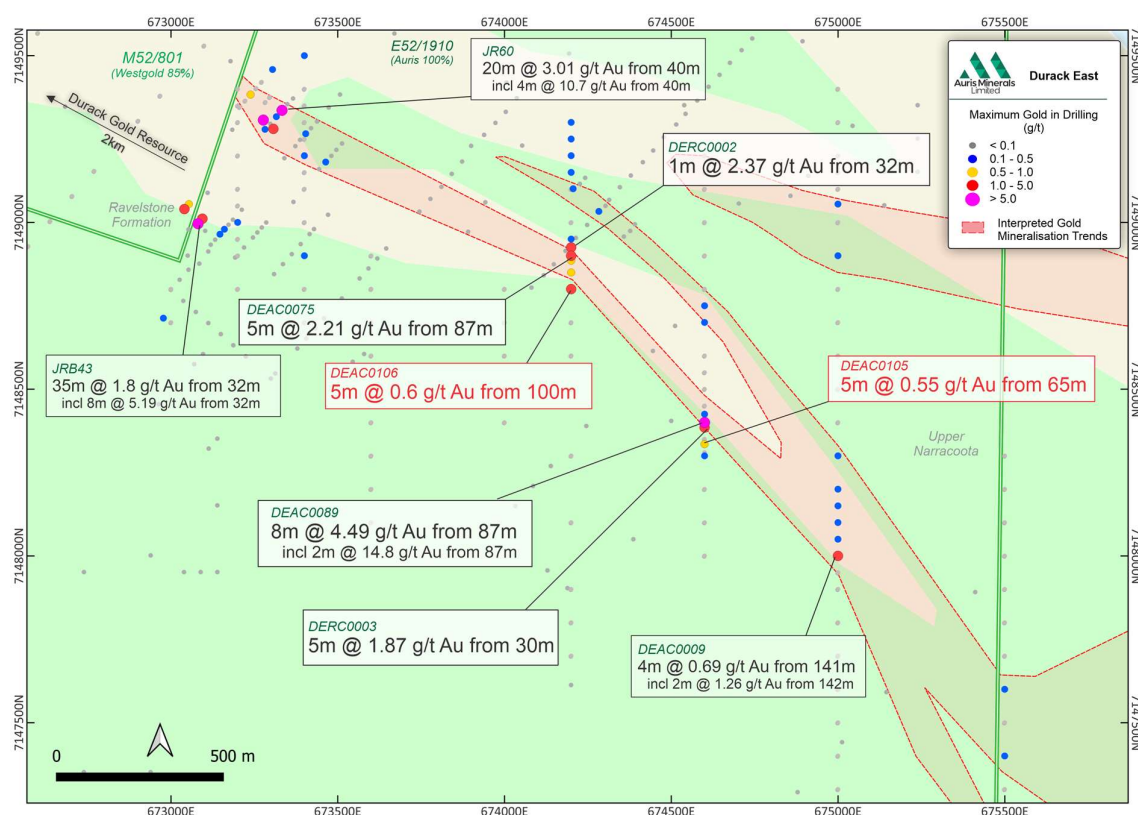


Figure 7 – Durack East Geology and Drilling

## 5. Corporate Summary

### Cash position

The Company had a cash position of \$3.6M at 30 June 2022.

### Details of mining exploration activities

Details of exploration activities during the quarter are set out above.

The \$205,000 capitalised exploration and evaluation expenditure is comprised of expenditure relating to geological staff salaries, tenement administration and maintenance, sample assaying, project evaluation, exploration programme generation/administration and geological interpretations.

### Details of mining production and development activities

No production and development activities were undertaken during the quarter.

### Details of tenement activities

Application for extension of term for E52/2472 for a further 2 years granted on 4 May 2022.

Application for extension of term for E52/1671 for a further 1 year granted on 6 May 2022.

Application for extension of term for E52/1659 for a further 1 year granted on 13 June 2022.

Application for extension of term for E52/2438 for a further 2 years granted on 13 June 2022.

Application for extension of term for E52/1613 for a further 1 year granted on 20 June 2022.

**Details of related party payments**

The aggregate amount of payments to related parties and their associates included in the current quarter Cash flows from operating activities was \$60,000, comprising Directors fees and superannuation.

This release is authorised by the Board.

**-ENDS-**

**For Further information please contact:**

Mike Hendriks  
M: +61 419 920 287  
Managing Director

**Competent Person's Statement**

Information in this announcement that relates to exploration results is based on and fairly represents information and supporting documentation prepared and compiled by Mr Matthew Svensson, who is a Member of the Australian Institute of Geoscientists. Mr Svensson is Exploration Manager for Auris Minerals Limited. Mr Svensson has sufficient experience, which is relevant to the style of mineralisation and type of deposit under consideration, and to the activity which he is undertaking to qualify as a Competent Person, as defined in the 2012 Edition of the Australasian Code for Reporting Exploration Results, Mineral Resources and Ore Reserves. Mr Svensson consents to the inclusion in the announcement of the matters based on this information in the form and context in which it appears.

**No New Information**

Except where explicitly stated, this announcement contains references to prior exploration results and Mineral Resource estimates, all of which have been cross-referenced to previous market announcements made by the Company. The Company confirms that it is not aware of any new information or data that materially affects the information included in the relevant market announcements and, in the case of estimates of Mineral Resources that all material assumptions and technical parameters underpinning the results and/or estimates in the relevant market announcement continue to apply and have not materially changed.

**Forward Looking Statements**

This announcement has been prepared by Auris Minerals Limited. This document contains background information about Auris Minerals Limited and its related entities current at the date of this announcement. This is in summary form and does not purport to be all inclusive or complete. Recipients should conduct their own investigations and perform their own analysis in order to satisfy themselves as to the accuracy and completeness of the information, statements and opinions contained in this announcement. This announcement is for information purposes only. Neither this document nor the information contained in it constitutes an offer, invitation, solicitation or recommendation in relation to the purchase or sale of shares in any jurisdiction.

This announcement may not be distributed in any jurisdiction except in accordance with the legal requirements applicable in such jurisdiction. Recipients should inform themselves of the restrictions that apply in their own jurisdiction. A failure to do so may result in a violation of securities laws in such jurisdiction. This document does not constitute investment advice and has been prepared without taking into account the recipient's investment objectives, financial circumstances or particular needs and the opinions and recommendations in this representation are not intended to represent recommendations of particular investments to particular investments to particular persons. Recipients should seek professional advice when deciding if an investment is appropriate. All securities transactions involve risks, which include (among others) the risk of adverse or unanticipated market, financial or political developments.

No responsibility for any errors or omissions from this document arising out of negligence or otherwise is accepted. This document does include forward-looking statements. Forward-looking statements are only predictions and are subject to risks, uncertainties and assumptions which are outside the control of Auris Minerals Limited. Actual values, results, outcomes or events may be materially different to those expressed or implied in this announcement. Given these uncertainties, recipients are cautioned not to place reliance on forward-looking statements.

Any forward-looking statements in this announcement speak only at the date of issue of this announcement. Subject to any continuing obligations under applicable law and ASX Listing Rules, Auris Minerals Limited does not undertake any obligation to update or revise any information or any of the forward-looking statements in this document or any changes in events, conditions or circumstances on which any such forward-looking statement is based.



Table 3: Schedule of Mining Tenements as at 30 June 2022

Tenement Number	Registered Holder	Date Granted	Area Graticular Blocks(bk) / Hectares (ha)	Area Sq km	Note
<b>Doolgunna Project</b>					
E52/2438	Auris Minerals Limited	11/02/2010	7bk	21.68	1,7
<b>Morck Well Project</b>					
E51/1033	Auris Exploration Pty Ltd 80%; Jackson Minerals Pty Ltd 20%	22/09/2005	53bk	161.84	3,7
E51/1883	Auris Exploration Pty Ltd 100%	02/08/2019	4bk	12.21	7
E52/1613	Auris Exploration Pty Ltd 80 Jackson Minerals Pty Ltd 20%	29/03/2006	30bk	92.77	3,7
E52/1672	Auris Exploration Pty Ltd 80%; Jackson Minerals Pty Ltd 20%	22/09/2005	35bk	108.02	3,7
<b>Feather Cap Project</b>					
E52/1910	Auris Exploration Pty Ltd	10/08/2006	41bk	124.21	4
E52/2472	Auris Exploration Pty Ltd	19/11/2009	2bk	6.1	
E52/3275	Auris Exploration Pty Ltd	01/06/2016	2bk	6.1	
E52/3327	Auris Exploration Pty Ltd	15/10/2015	2bk	6.1	
E52/3350	Auris Exploration Pty Ltd	02/03/2016	3bk	9.2	
E52/3351	Auris Exploration Pty Ltd	02/03/2016	2bk	6.1	
P52/1497	Auris Exploration Pty Ltd	6/3/2015	155.90ha	1.56	
P52/1503	Auris Exploration Pty Ltd	6/3/2015	172.86ha	1.73	
P52/1504	Auris Exploration Pty Ltd	6/3/2015	191.81ha	1.92	
<b>Cashman Project</b>					
E51/1053	Auris Exploration Pty Ltd	22/09/2005	35bk	105.26	7
E51/1120	Auris Exploration Pty Ltd	10/08/2006	40bk	122.46	7
<b>Cheroona Project</b>					
E51/1391	Northern Star Resources Ltd	11/11/2010	21bk	64.82	7,9
E51/1837	Auris Exploration Pty Ltd 70% Northern Star Resources Ltd 30%	19/01/2018	3bk	9.2	7,9
E51/1838	Auris Exploration Pty Ltd 70% Northern Star Resources Ltd 30%	19/01/2018	11bk	33.62	7,9
<b>Forrest Project</b>					
E52/1659	Auris Exploration Pty Ltd 80% Aragon Resources Pty Ltd 20%	27/01/2004	13bk	34.09	5,8
E52/1671	Auris Exploration Pty Ltd 80% Aragon Resources Pty Ltd 20%	23/11/2004	61bk	185.26	5,8
P52/1493	Auris Exploration Pty Ltd	6/3/2015	191.66ha	1.92	5
P52/1494	Auris Exploration Pty Ltd 80% Jackson Minerals Pty Ltd 20%	6/3/2015	179.33ha	1.79	2
P52/1495	Auris Exploration Pty Ltd 80% Jackson Minerals Pty Ltd 20%	6/3/2015	181.09ha	1.81	2
P52/1496	Auris Exploration Pty Ltd 80% Jackson Minerals Pty Ltd 20%	6/3/2015	183.70ha	1.83	2
<b>Milgun Project</b>					
E52/3248	Auris Exploration Pty Ltd 85% Omni Projects Pty Ltd 15%	31/03/2015	7bk	21.39	6

Tenement Number	Registered Holder	Date Granted	Area Graticular Blocks(bk) / Hectares (ha)	Area Sq km	Note
E52/3757	Auris Exploration Pty Ltd	7/1/2020	37bk	113.15	
<b>Horseshoe Well Project</b>					
E52/3291	Auris Exploration Pty Ltd 85% Omni Projects Pty Ltd 15%	02/03/2016	8bk	24.45	6
E52/3166	Auris Exploration Pty Ltd	18/12/2014	20bk	103.92	
<b>Notes:</b> Auris Exploration Pty Ltd (AE) is a wholly owned subsidiary of Auris Minerals Limited. <ol style="list-style-type: none"> <li>1. Ascidian Prospecting Pty Ltd hold a 1% gross revenue royalty from the sale of all minerals.</li> <li>2. Peak Hill Sale Agreement: AE 80%, Jackson Minerals Pty Ltd 20% &amp; free carried to a decision to mine.</li> <li>3. PepinNini Robinson Range Pty Ltd (PRR) hold a 0.8% gross revenue royalty from the sale or disposal of iron ore.</li> <li>4. PRR hold a 1.0% gross revenue royalty from the sale or disposal of iron ore.</li> <li>5. Westgold Resources Limited owns gold mineral rights over the AE interest.</li> <li>6. AE 85% beneficial interest, Omni Projects Pty Ltd 15% beneficial interest.</li> <li>7. Sandfire Resources Limited – Earn-in Agreement with rights to earn 70% interest.</li> <li>8. AE 80%, Westgold Resources Limited 20% &amp; free carried to a decision to mine</li> <li>9. AE 70%, Northern Star Resources Ltd 30%</li> </ol>					

## Appendix 5B

### Mining exploration entity or oil and gas exploration entity quarterly cash flow report

Name of entity

Auris Minerals Ltd

ABN

79 085 806 284

Quarter ended ("current quarter")

30 JUNE 2022

Consolidated statement of cash flows		Current quarter \$A'000	Year to date (12 months) \$A'000
<b>1.</b>	<b>Cash flows from operating activities</b>		
1.1	Receipts from customers	-	-
1.2	Payments for		
	(a) exploration & evaluation (if expensed)	-	-
	(b) development	-	-
	(c) production	-	-
	(d) staff costs	(68)	(265)
	(e) administration and corporate costs	(109)	(554)
1.3	Dividends received (see note 3)	-	-
1.4	Interest received	4	11
1.5	Interest and other costs of finance paid	-	-
1.6	Income taxes paid	-	-
1.7	Government grants and tax incentives	-	-
1.8	Lease and other income	11	24
<b>1.9</b>	<b>Net cash from / (used in) operating activities</b>	<b>(162)</b>	<b>(784)</b>

<b>2.</b>	<b>Cash flows from investing activities</b>		
2.1	Payments to acquire:		
	(a) entities	-	-
	(b) tenements	-	-
	(c) property, plant and equipment	-	(99)
	(d) exploration & evaluation	(205)	(1,065)
	(e) investments	-	-
	(f) other non-current assets	-	-

Consolidated statement of cash flows		Current quarter \$A'000	Year to date (12 months) \$A'000
2.2	Proceeds from the disposal of:		
	(a) entities	-	-
	(b) tenements	-	-
	(c) property, plant and equipment	-	-
	(d) investments	-	-
	(e) other non-current assets	-	-
2.3	Cash flows from loans to other entities	-	-
2.4	Dividends received (see note 3)	-	-
2.5	Other (provide details if material)	-	-
<b>2.6</b>	<b>Net cash from / (used in) investing activities</b>	<b>(205)</b>	<b>(1,164)</b>

<b>3.</b>	<b>Cash flows from financing activities</b>		
3.1	Proceeds from issues of equity securities (excluding convertible debt securities)	-	2,383
3.2	Proceeds from issue of convertible debt securities	-	-
3.3	Proceeds from exercise of options	-	-
3.4	Transaction costs related to issues of equity securities or convertible debt securities	-	(197)
3.5	Proceeds from borrowings	-	-
3.6	Repayment of borrowings	-	-
3.7	Transaction costs related to loans and borrowings	-	-
3.8	Dividends paid	-	-
3.9	Other (provide details if material)	-	-
<b>3.10</b>	<b>Net cash from / (used in) financing activities</b>	<b>-</b>	<b>2,186</b>

<b>4.</b>	<b>Net increase / (decrease) in cash and cash equivalents for the period</b>		
4.1	Cash and cash equivalents at beginning of period	3,939	3,334
4.2	Net cash from / (used in) operating activities (item 1.9 above)	(162)	(784)
4.3	Net cash from / (used in) investing activities (item 2.6 above)	(205)	(1,164)
4.4	Net cash from / (used in) financing activities (item 3.10 above)	-	2,186

Consolidated statement of cash flows		Current quarter \$A'000	Year to date (12 months) \$A'000
4.5	Effect of movement in exchange rates on cash held	-	-
4.6	<b>Cash and cash equivalents at end of period</b>	<b>3,572</b>	<b>3,572</b>

5.	Reconciliation of cash and cash equivalents at the end of the quarter (as shown in the consolidated statement of cash flows) to the related items in the accounts	Current quarter \$A'000	Previous quarter \$A'000
5.1	Bank balances	3,549	3,916
5.2	Call deposits	-	-
5.3	Bank overdrafts	-	-
5.4	Other (provide details)	23	23
5.5	<b>Cash and cash equivalents at end of quarter (should equal item 4.6 above)</b>	<b>3,572</b>	<b>3,939</b>

6.	Payments to related parties of the entity and their associates	Current quarter \$A'000
6.1	Aggregate amount of payments to related parties and their associates included in item 1	60
6.2	Aggregate amount of payments to related parties and their associates included in item 2	-
Note: if any amounts are shown in items 6.1 or 6.2, your quarterly activity report must include a description of, and an explanation for, such payments		

Payments included in item 6.1 are related to fees and remuneration (inclusive of superannuation) paid to Directors.



<b>7.</b>	<b>Financing facilities</b> <i>Note: the term “facility” includes all forms of financing arrangements available to the entity.</i> <i>Add notes as necessary for an understanding of the sources of finance available to the entity.</i>	<b>Total facility amount at quarter end \$A’000</b>	<b>Amount drawn at quarter end \$A’000</b>
7.1	Loan facilities	-	-
7.2	Credit standby arrangements	-	-
7.3	Other	-	-
7.4	<b>Total financing facilities</b>	-	-
7.5	<b>Unused financing facilities available at quarter end</b>	<b>-</b>	
7.6	Include in the box below a description of each facility above, including the lender, interest rate, maturity date and whether it is secured or unsecured. If any additional financing facilities have been entered into or are proposed to be entered into after quarter end, include a note providing details of those facilities as well.		
* N/A			

8.	Estimated cash available for future operating activities	\$A'000
8.1	Net cash from / (used in) operating activities (Item 1.9)	(162)
8.2	(Payments for exploration & evaluation classified as investing activities) (item 2.1(d))	(205)
8.3	Total relevant outgoings (Item 8.1 + Item 8.2)	(367)
8.4	Cash and cash equivalents at quarter end (Item 4.6)	3,572
8.5	Unused finance facilities available at quarter end (Item 7.5)	-
8.6	Total available funding (Item 8.4 + Item 8.5)	3,572
8.7	Estimated quarters of funding available (Item 8.6 divided by Item 8.3)	9.73
Note: if the entity has reported positive relevant outgoings (ie a net cash inflow) in item 8.3, answer item 8.7 as "N/A". Otherwise, a figure for the estimated quarters of funding available must be included in item 8.7.		
8.8	If Item 8.7 is less than 2 quarters, please provide answers to the following questions:	
8.8.1	Does the entity expect that it will continue to have the current level of net operating cash flows for the time being and, if not, why not?	
N/A		
8.8.2	Has the entity taken any steps, or does it propose to take any steps, to raise further cash to fund its operations and, if so, what are those steps and how likely does it believe that they will be successful?	
N/A		
8.8.3	Does the entity expect to be able to continue its operations and to meet its business objectives and, if so, on what basis?	
N/A		
Note: where item 8.7 is less than 2 quarters, all of questions 8.8.1, 8.8.2 and 8.8.3 above must be answered.		

## Compliance statement

- 1 This statement has been prepared in accordance with accounting standards and policies which comply with Listing Rule 19.11A.
- 2 This statement gives a true and fair view of the matters disclosed.

Date: 26 July 2022

Authorised by: By the Board

(Name of body or officer authorising release – see note 4)

## Notes

1. This quarterly cash flow report and the accompanying activity report provide a basis for informing the market about the entity's activities for the past quarter, how they have been financed and the effect this has had on its cash position. An entity that wishes to disclose additional information over and above the minimum required under the Listing Rules is encouraged to do so.
2. If this quarterly cash flow report has been prepared in accordance with Australian Accounting Standards, the definitions in, and provisions of, *AASB 6: Exploration for and Evaluation of Mineral Resources* and *AASB 107: Statement of Cash Flows* apply to this report. If this quarterly cash flow report has been prepared in accordance with other accounting standards agreed by ASX pursuant to Listing Rule 19.11A, the corresponding equivalent standards apply to this report.
3. Dividends received may be classified either as cash flows from operating activities or cash flows from investing activities, depending on the accounting policy of the entity.
4. If this report has been authorised for release to the market by your board of directors, you can insert here: "By the board". If it has been authorised for release to the market by a committee of your board of directors, you can insert here: "By the [*name of board committee – eg Audit and Risk Committee*]". If it has been authorised for release to the market by a disclosure committee, you can insert here: "By the Disclosure Committee".
5. If this report has been authorised for release to the market by your board of directors and you wish to hold yourself out as complying with recommendation 4.2 of the ASX Corporate Governance Council's *Corporate Governance Principles and Recommendations*, the board should have received a declaration from its CEO and CFO that, in their opinion, the financial records of the entity have been properly maintained, that this report complies with the appropriate accounting standards and gives a true and fair view of the cash flows of the entity, and that their opinion has been formed on the basis of a sound system of risk management and internal control which is operating effectively.== == == == ==