



BELLEVUE
GOLD

Diggers & Dealers Presentation 2022

Executing the strategy:

- Leveraging our competitive advantages
- 2 years of consistent project delivery
- De risking on our pathway to first gold and cashflow in 2H 2023

2 August 2022

ASX:BGL
ASX300

Disclaimers & Compliance Statements



This Presentation has been prepared by Bellevue Gold Limited (**Company**) and is authorised by the Managing Director of Bellevue Gold Limited.

DISCLAIMER

This Presentation has been prepared by the Company based on information from its own and third party sources and is not a disclosure document. No party other than the Company has authorised or caused the issue, lodgement, submission, despatch or provision of this Presentation, or takes any responsibility for, or makes or purports to make any statements, representations or undertakings in this Presentation. Except for any liability that cannot be excluded by law, the Company and its related bodies corporate, directors, employees, servants, advisers and agents disclaim and accept no responsibility or liability for any expenses, losses, damages or costs incurred by you relating in any way to this Presentation including, without limitation, the information contained in or provided in connection with it, any errors or omissions from it however caused, lack of accuracy, completeness, currency or reliability or you or any other person placing any reliance on this Presentation, its accuracy, completeness, currency or reliability. Information in this Presentation which is attributed to a third-party source has not been checked or verified by the Company. This Presentation is not a prospectus, disclosure document or other offering document under Australian law or under any other law. It is provided for information purposes and is not an invitation nor offer of shares or recommendation for subscription, purchase or sale in any jurisdiction. This Presentation does not purport to contain all the information that a prospective investor may require in connection with any potential investment in the Company. It should be read in conjunction with, and full review made of, the Company's disclosures and releases lodged with the Australian Securities Exchange (ASX) and available at www.asx.com.au. Each recipient must make its own independent assessment of the Company before acquiring any shares in the Company.

NOT INVESTMENT ADVICE

This Presentation does not provide investment advice or financial product advice. Each recipient of the Presentation should make its own enquiries and investigations regarding all information in this Presentation including, but not limited to, the assumptions, uncertainties and contingencies which may affect future operations of the Company and the impact that different future outcomes might have on the Company. Information in this Presentation is not intended to be relied upon as advice to investors or potential investors and has been prepared without taking account of any person's individual investment objectives, financial situation or particular needs. Before making an investment decision, prospective investors should consider the appropriateness of the information having regard to their own investment objectives, financial situation and needs and seek legal, accounting and taxation advice appropriate to their jurisdiction. The Company is not licensed to provide financial product advice in respect of its securities.

INVESTMENT RISK

There are a number of risks specific to the Company and of a general nature which may affect the future operating and financial performance of the Company and the value of an investment in the Company, including, but not limited to, the Company's capital requirements, the potential for shareholders to be diluted, risks associated with the reporting of Resources and Reserves estimates, budget risks, underwriting risk, risks associated with the COVID-19 pandemic and operational risks. An investment in shares in the Company is subject to known and unknown risks, some of which are beyond the control of the Company. The Company does not guarantee any particular rate of return or the performance of the Company. Investors should have regard to the risk factors outlined in the Company's presentation announced to the ASX on 2 September 2021 titled "FS2 Presentation – Fully Funded to Production" under the section titled "Risks" when making any investment decision.

FORWARD LOOKING INFORMATION

This Presentation contains forward-looking statements. Wherever possible, words such as "intends", "expects", "scheduled", "estimates", "anticipates", "believes", and similar expressions or statements that certain actions, events or results "may", "could", "would", "might" or "will" be taken, occur or be achieved, have been used to identify these forward-looking statements. Although the forward-looking statements contained in this Presentation reflect management's current beliefs based upon information currently available to management and based upon what management believes to be reasonable assumptions, the Company cannot be certain that actual results will be consistent with these forward-looking statements. A number of factors could cause events and achievements to differ materially from the results expressed or implied in the forward-looking statements. These factors should be considered carefully and prospective investors should not place undue reliance on the forward-looking statements. Forward-looking statements necessarily involve significant known and unknown risks, assumptions and uncertainties that may cause the Company's actual results, events, prospects and opportunities to differ materially from those expressed or implied by such forward-looking statements. Although the Company has attempted to identify important risks and factors that could cause actual actions, events or results to differ materially from those described in forward-looking statements, there may be other factors and risks that cause actions, events or results not to be anticipated, estimated or intended, including those risk factors discussed in the Company's public filings. There can be no assurance that the forward-looking statements will prove to be accurate, as actual results and future events could differ materially from those anticipated in such statements. Accordingly, prospective investors should not place undue reliance on forward-looking statements. Any forward-looking statements are made as of the date of this Presentation, and the Company assumes no obligation to update or revise them to reflect new events or circumstances, unless otherwise required by law. This Presentation may contain certain forward-looking statements and projections regarding:

- estimated Resources and Reserves;
- planned production and operating costs profiles;
- planned capital requirements; and
- planned strategies and corporate objectives.

The Company does not make any representations and provides no warranties concerning the accuracy of the projections, and disclaims any obligation to update or revise any forward looking statements/projects based on new information, future events or otherwise except to the extent required by applicable laws.

Forward looking All-In-Sustaining Cost estimates have been prepared on a real basis at a project level.

Any All-In-Sustaining Cost, pre-tax free cashflow and IRR estimates in this announcement are based on the economic assumptions detailed in the section titled "Material assumptions" on page 8 of the ASX announcement dated 10 June 2022 titled "Project Production, De-risking and Growth Update-update".

Disclaimers & Compliance Statements cont.



JORC COMPLIANCE STATEMENTS

It is a requirement of the ASX Listing Rules that the reporting of Ore Reserves and Mineral Resources in Australia comply with the Joint Ore Reserves Committee's Australasian Code for Reporting of Mineral Resources and Ore Reserves (**JORC Code**). Investors outside Australia should note that while Ore Reserve and Mineral Resource estimates of the Company in this Presentation comply with the JORC Code (such JORC Code-compliant ore reserves and mineral resources being "Ore Reserves" and "Mineral Resources" respectively), they may not comply with the relevant guidelines in other countries and, in particular, do not comply with (i) National Instrument 43-101 (Standards of Disclosure for Mineral Projects) of the Canadian Securities Administrators (the "Canadian NI 43-101 Standards"); or (ii) Industry Guide 7, which governs disclosures of mineral reserves in registration statements filed with the SEC. Information contained in this document describing mineral deposits may not be comparable to similar information made public by companies subject to the reporting and disclosure requirements of Canadian or US securities laws. In particular, Industry Guide 7 does not recognise classifications other than proven and probable reserves and, as a result, the SEC generally does not permit mining companies to disclose their mineral resources in SEC filings. You should not assume that quantities reported as "resources" will be converted to reserves under the JORC Code or any other reporting regime or that the Company will be able to legally and economically extract them.

This Presentation contains references to Mineral Resource and Ore Reserves estimates, which have been extracted from the Company's ASX announcements on 4 May 2022 titled "Resource Update" and on 10 June 2022 titled "Project Production, De-risking and Growth Update-update". This Presentation also contains references to Exploration Results which have been extracted from various ASX announcements dated as indicated throughout this Presentation.

Slides 9 and 11 contain reference to drill holes refer to ASX announcements on 20 November 2017, 22 March 2018, 30 May 2018, 7 July 2018, 6 August 2018, 9 October 2018, 21 May 2019, 11 July 2019, 6 September 2019, 10 September 2019, 2 October 2019, 19 November 2019, 24 February 2020, 27 May 2020, 7 July 2020, 1 October 2020, 11 November 2020, 18 February 2021, 16 March 2021, 15 April 2021, 16 June 2021, 2 August 2021, 21 September 2021, 14 October 2021, 15 February 2022 and 5 April 2022.

The Company confirms that it is not aware of any new information or data that materially affects the information included in the said original announcements, and in the case of estimates of Mineral Resources and Ore Reserves, that all material assumptions and technical parameters underpinning the estimates in the relevant market announcements continue to apply and have not materially changed. The Company confirms that the form and context in which the Competent Persons' findings are presented have not materially modified from the original market announcements.

Information in this announcement that relates to production targets (including subsets of such targets) were first reported in accordance with ASX Listing Rule 5.16 in the ASX announcement dated 10 June 2022 titled "Project Production, De-risking and Growth Update-update". Bellevue confirms that all the material assumptions underpinning the production targets, and the forecast financial information derived from the production targets, continue to apply and have not materially changed.

FINANCIAL DATA

All dollar values are in Australian dollars (A\$ or AUD) unless otherwise stated. The information contained in this Presentation may not necessarily be in statutory format. Amounts, totals and change percentages are calculated on whole numbers and not the rounded amounts presented. The pro forma historical financial information provided in this Presentation is for illustrative purposes only and is not represented as being indicative of the Company's views on its future financial condition and/or performance. The pro forma historical financial information has been prepared by the Company in accordance with the measurement and recognition requirements, but not the disclosure requirements, of applicable accounting standards and other mandatory reporting requirements in Australia.

BGL Investor Video Diggers 2022

[Play here](https://bellevuegold.wistia.com/medias/489a38jtwu)

WORLD CLASS
POTENTIAL



Project has significant
grade, scale and margin in
a tier-one jurisdiction

SUSTAINABILITY
FOCUS



ESG embedded in all
aspects of the Company's
decision making

GROWTH



Reserves, Resources and
mine life continue
to expand

SIGNIFICANTLY
DE-RISKED TO
PRODUCTION



Fully funded to production
in 2H CY2023, 90% of
project pre production
capital costs locked

Bellevue Gold Overview

The “Standout” high-grade, high margin growth gold project in Australia



World Class Potential

- Project has significant grade, scale and margin in a tier one jurisdiction
- Significant and proven growth potential vs peer group
- Forecast +10yr mine life producing over 200,000 ounces for first 5 years and with over 1.8Moz life of mine (LOM) inventory
- Lowest quartile AISC cost of A\$1,000–\$1,100/oz†



Growth & Margin

- Project mine life has grown 25% to +10yrs in the 10 months to June 2022
- Free Cashflow of \$2.1B life of mine (pre-tax)†
- Average Free Cashflow generation of \$254m p.a. for the first five years of production (pre-tax)†
- Internal Rate of Return of 68% (pre-tax)†



Significantly De-risked

- Pre-production Capital is >90% contracted and tendered
- Fully funded to production with \$317.5m of liquidity (30 June 2022)
- Exceptional management team with proven mine builders
- Tier 1 contractors; Develop and GR Engineering Services
- Production on track for 2nd half CY2023



BELLEVUE
GOLD


The total LOM production includes 27.6% Inferred Resources ounces, and the remaining 72.4% is underpinned by Probable Ore Reserves. There is a low level of geological confidence associated with Inferred Mineral Resources and there is no certainty that further exploration work will result in the determination of Indicated Mineral Resources or that the production target itself will be realised.

† \$2,500/oz gold price

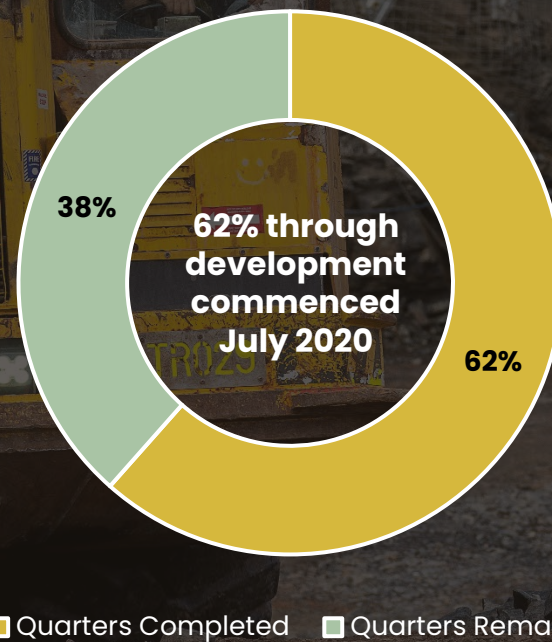
De-risking towards production

- Project is fully funded to production with \$317.5m in liquidity (as at 30 June 2022)
- Project is now 62% complete from commencement of development phase (from portal to first production) which commenced in July 2020
- Pre-production expenditure status is ~90% contracted or at advanced tender stage, significantly de-risking the project

Total Liquidity

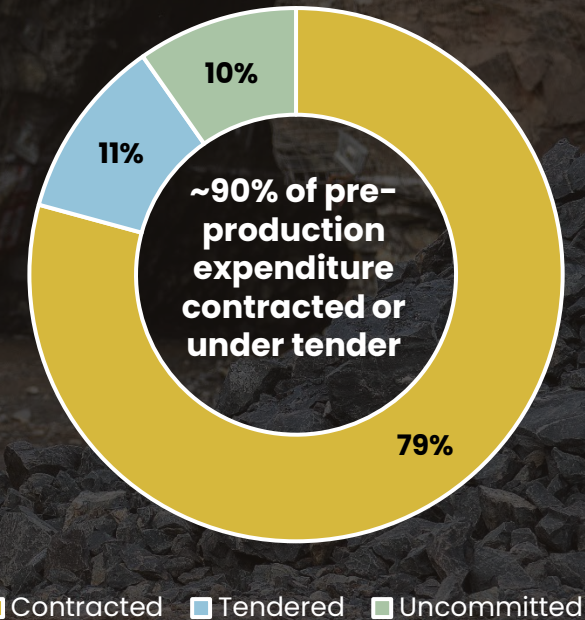


Development Timeline



First Ore
July 2022

Estimated Pre-Production Expenditure Status



Sustainability is core to BGL's vision and purpose



Vision To be a **sustainable** gold mining company that enriches our shareholders, community and people

Purpose To create a high-performance organisation that delivers superior shareholder value, **positive ESG outcomes** and an environment for our people to thrive

Leading the sector through direct action

- ✓ **Diversity**
 - Sector-leading gender diversity
 - 43% of employees are female
 - 40% of the Board are female
- ✓ **Environment**
 - Minimal land disturbance
 - Major EPA approval secured
 - Published Environmental Policy, and Climate Change Policy
- ✓ **Community & Heritage**
 - BGL has sponsored over 16 community initiatives in 2020/21
 - Completed heritage surveys
 - Strong engagement with Tjiwarl

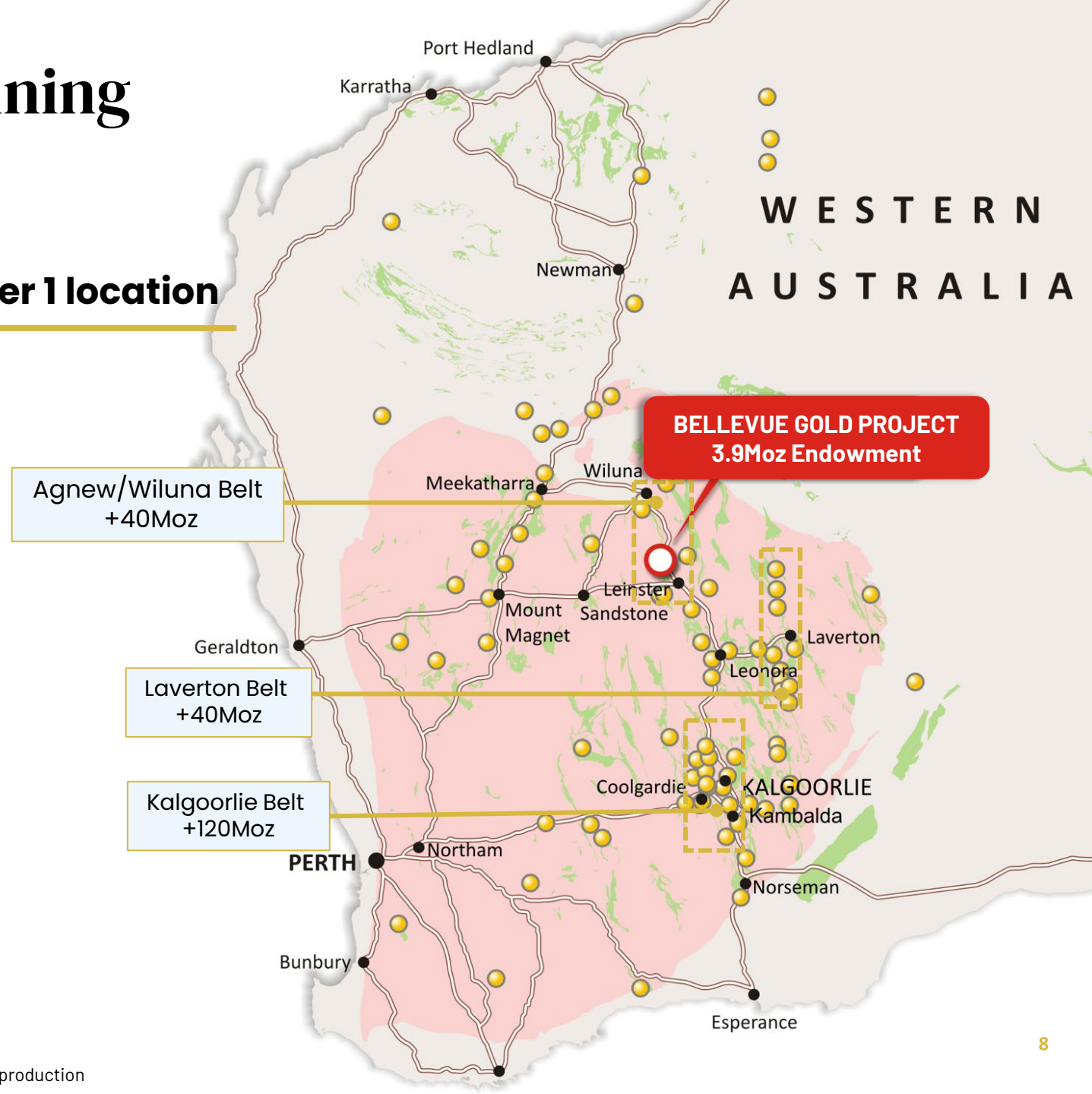


- ✓ **Net Zero**
 - Leading the sector in our Net zero goals
 - All BGL employees aligned for net zero by 2026 through incentives
 - Pioneering the sale of 'green gold'
- ✓ **Renewable Energy**
 - 70-80% renewable energy target
 - Wind, solar and batteries
 - PPA to be signed in 2H CY2022
- ✓ **Health, Safety and Sustainability Committee**
 - Direct oversight of ESG
 - Reports to the Board
 - Review risks and opportunities

Growing in a world class mining jurisdiction

Host to > 200Moz of gold endowment in a tier 1 location

- West Australia globally recognised tier 1 mining jurisdiction, ranked #1 on the Fraser Index 2021 for Mining Attractiveness
- Large and experienced mining workforce who are consistently at the forefront of underground mining innovation and productivity
- Agnew/Wiluna Belt – significant metalliferous Greenstone belt host to world class nickel, lithium and Archean lode gold deposits – typical deposit size of 5-10Moz
- Deep tapping crustal scale structures and an intact greenstone sequence bounded by late-stage conglomerates. “Classic” major Archean gold deposit setting

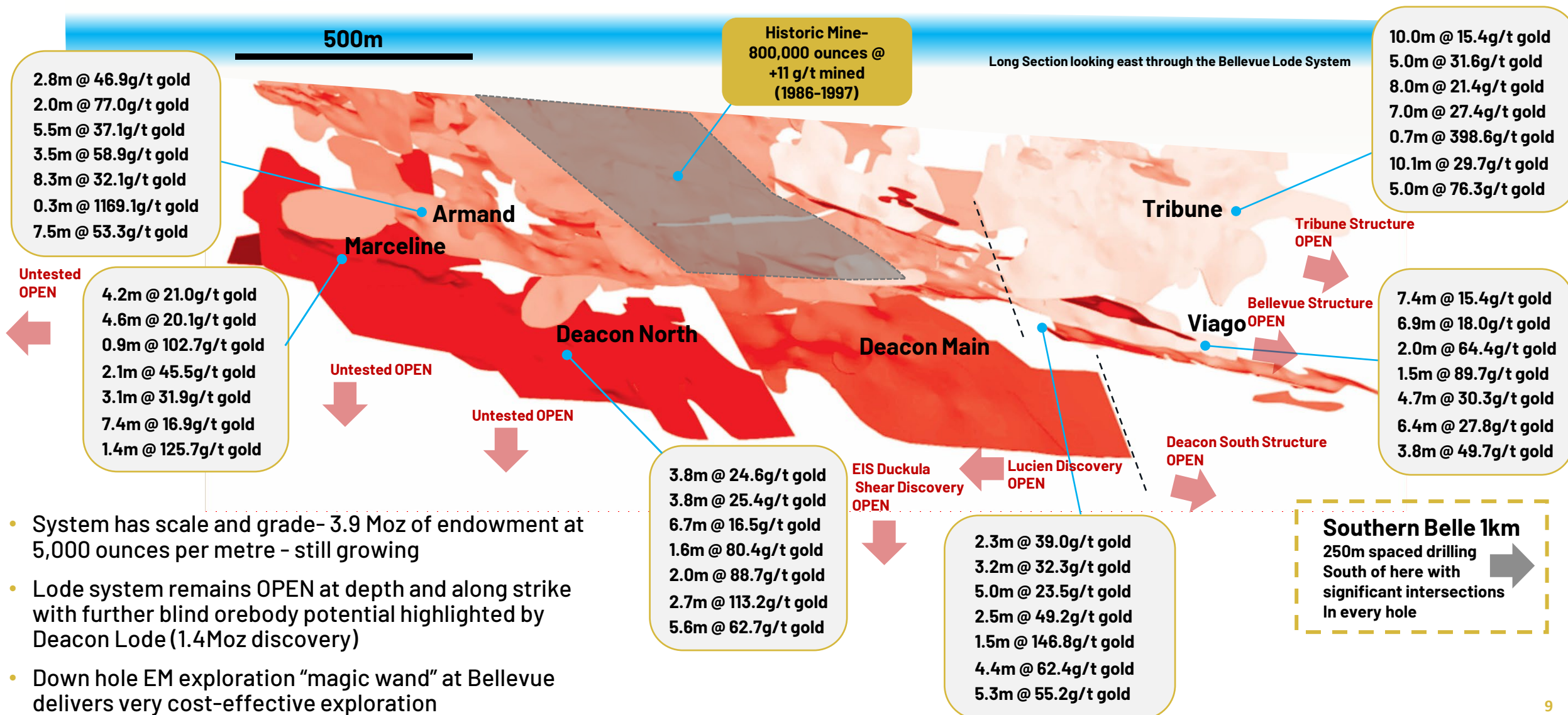


Quality ore body with excellent grade and width

3.1moz @ 9.9g/t gold Resource inventory remains open for growth



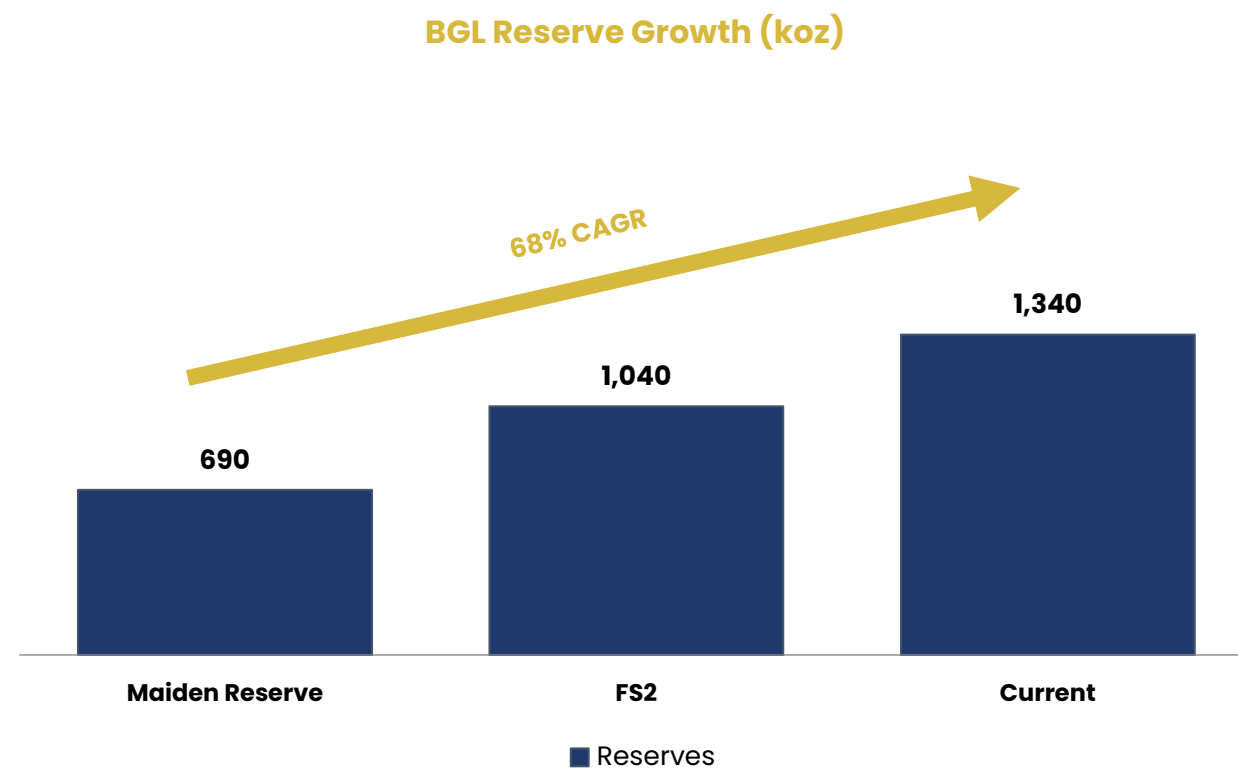
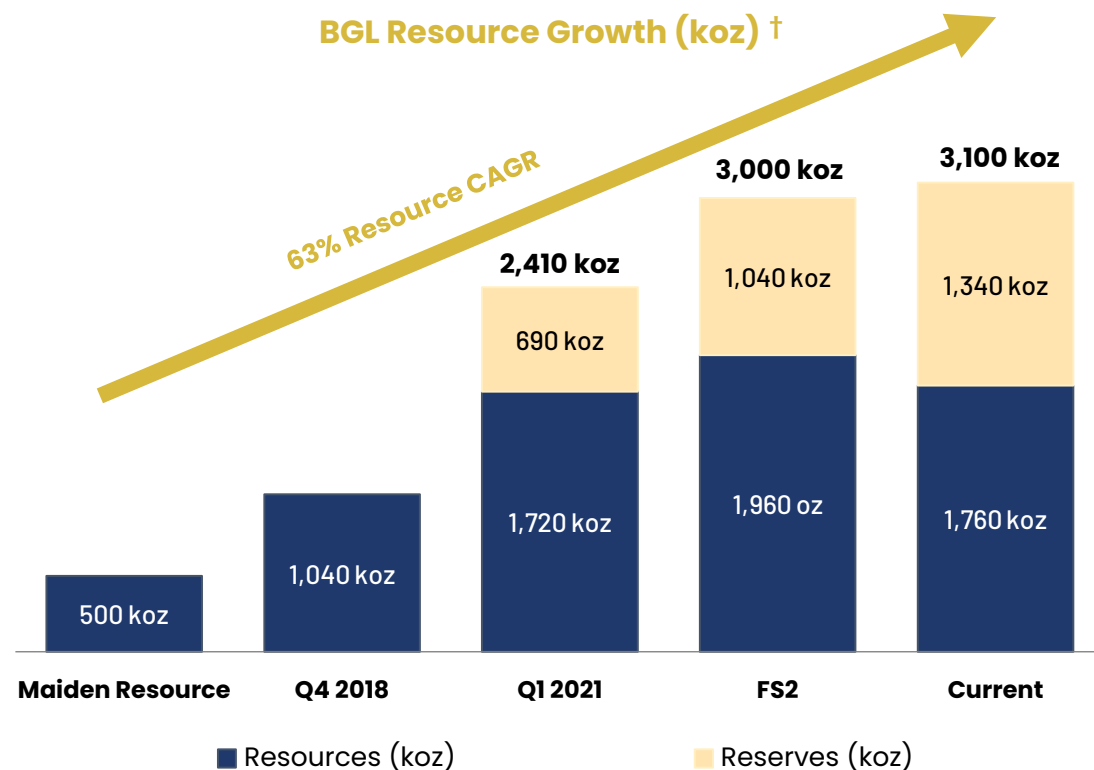
BELLEVUE
GOLD



Continued organic resource growth set to deliver further outperformance



- Since the discovery hole in November 2017, the Resource has grown at a compound annual growth rate of 63%
- The Reserve has grown at a compound annual growth rate of 68% since February 2021
- Reserve conversion – further growth potential to convert the remaining 40% of the 3.1Moz Resource into the mine plan
- Exploration potential – the current 3.1Moz Resource has been defined to within the top 800m and remains open in all directions

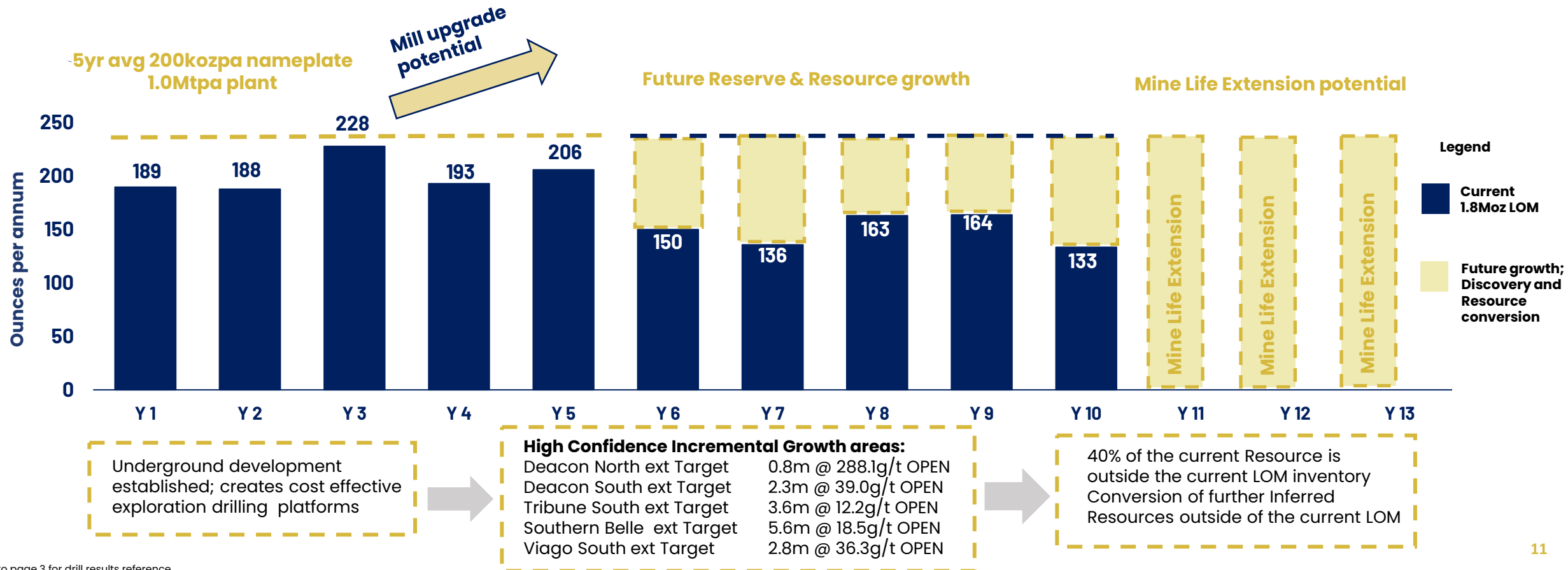


10-year mine life with organic growth potential



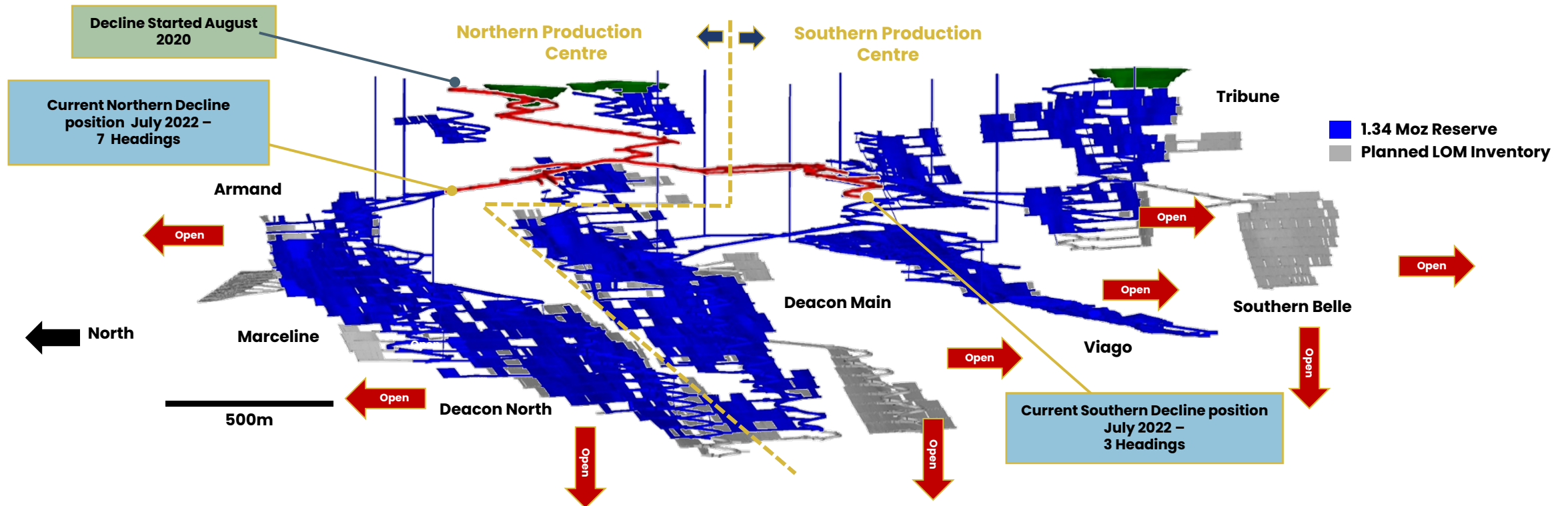
BELLEVUE
GOLD

- Multiple opportunities for organic growth:
 - Nameplate 1Mtpa- crushing circuit has been designed to process higher throughput rates than 1Mtpa
 - Resource conversion - another 40% of the Resource sits outside the current mine plan
 - Further exploration - deposit remains open in every direction with structures to be targeted from underground
- First five years all-in sustaining cost (AISC) of A\$1,000-\$1,100/oz - in lowest quartile of Australian gold producers



Mining - capitalising on our head start

Then	Now	Future
<ul style="list-style-type: none"> Portal – commenced August 2020 ✓ 5.1km of development completed ✓ Single-heading decline and rehab work <u>completed</u> – <i>slow /unproductive</i> ✓ Excellent ground conditions encountered ✓ 	<ul style="list-style-type: none"> Stage 2 development commenced ✓ Mining contractor Develop started 24 May 2022 – achieving record rates ✓ One jumbo with 6-10 available headings ✓ Developed first development ore drive in Armand 1251 ✓ 	<ul style="list-style-type: none"> Two production centres (North & South) >5 independent production fronts available for LOM Adequate headings for high productivity from 4-5 jumbos (>1,500m/month) Multiple mining areas results in maximum flexibility in mine scheduling Stoping commences 1H CY2023



Record development and first ore heading

Development intersects first ore

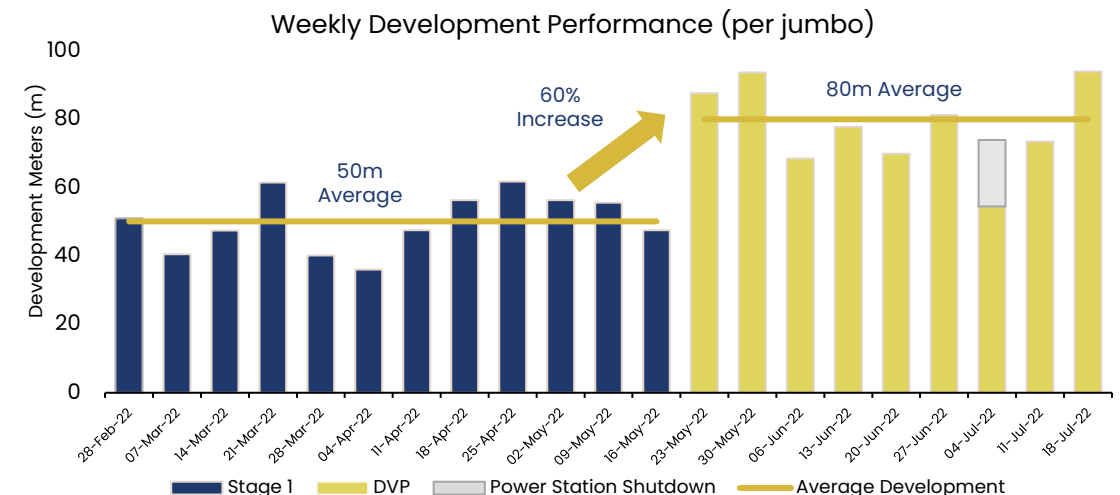

- First high-grade Armand lode intersected
- The first of 5 independent mining areas to be accessed for commercial production
- Multiple production fronts will allow for maximum flexibility and scalability for future increases to production above 1Mtpa

Record development rates

- Underground development hit a site record of 325m in June
- Development rates have increased 60% since Develop (ASX: DVP) were appointed in May
- Underground development rates will continue to ramp up as per the mining schedule

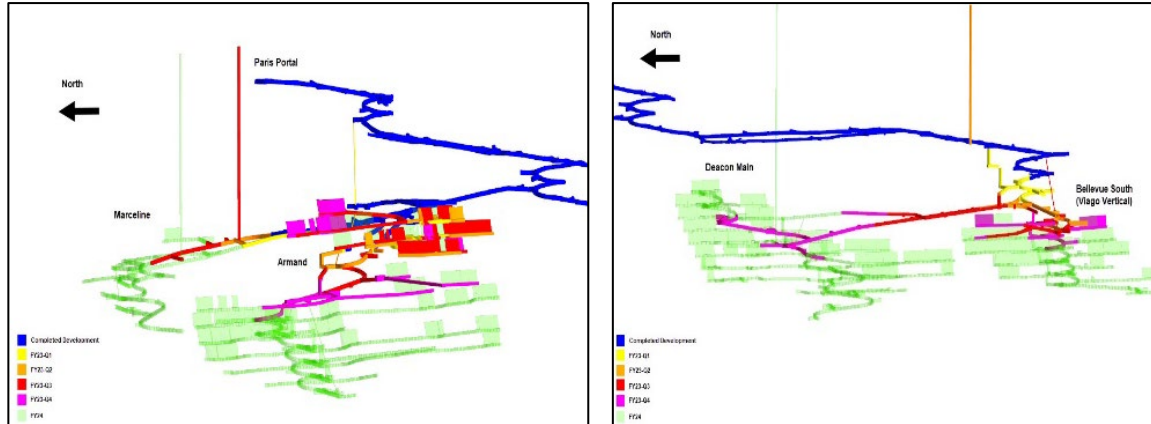
High-grade surface stockpile significantly de-risking ramp up

- Surface stockpile is forecast to be 200,000t at 5g/t ahead of commissioning in the second half of CY 2023
- Stockpiles will significantly de-risk commissioning and create maximum flexibility and optionality preproduction




Mining - key pillars in place

1 Significant Headstart 10 available headings – increased jumbo productivity



2 Robust Ground Conditions Mesh & Bolts only



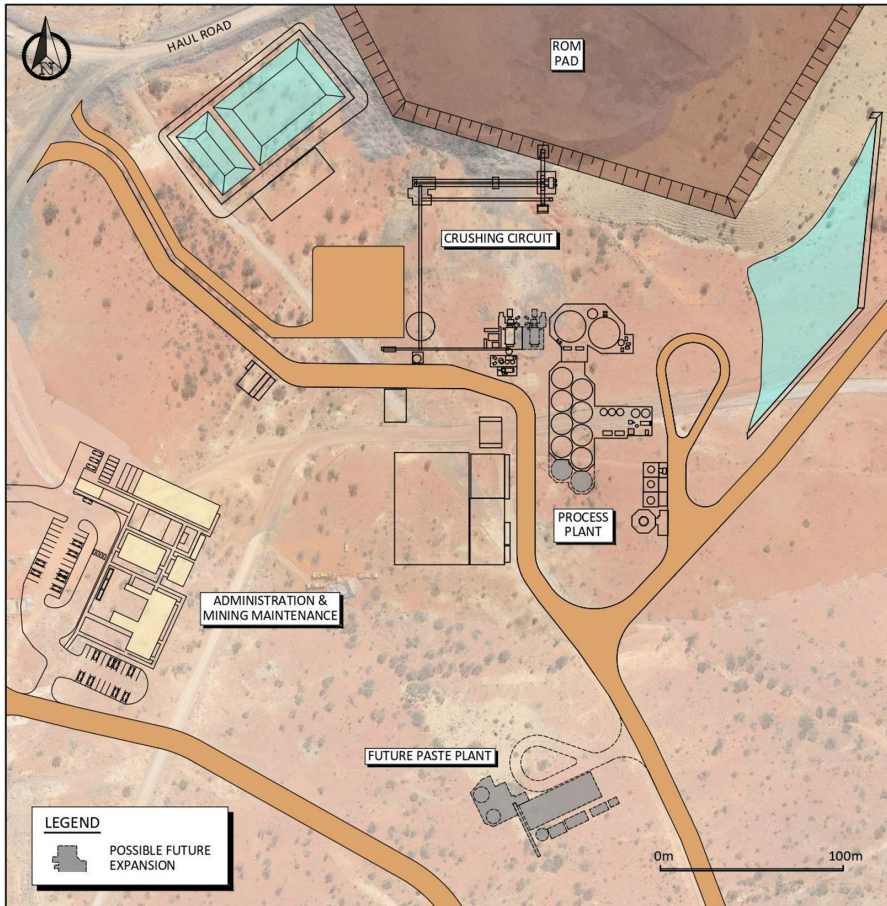
3 Installed Infrastructure Future proof with a focus on emissions reduction



4 Tier 1 Contractor Elite underground mining team



Processing – Infrastructure allows for growth



Current

- **Simple** layout and orientation – 1Mtpa nameplate
- **Simple** metallurgy – 97% total recovery, including >60% gravity recovery
- **Simple** flowsheet – tried and tested
- Tier-1 contractor – GR Engineering Services
- Construction commencing

Future Proof – designed for growth

- **Simple** throughput increase to 1.2Mtpa – no further capital outlay
- **Simple** Upgrade to 1.5Mtpa – minimal capital outlay. Extra mill and 2 x tanks (highlighted grey areas)
- **Simple** paste solution – included as part of layout, allows 100% extraction underground

Camp construction now 75% complete

- The camp is now 75% complete with all 339 rooms landed and 120 rooms complete
- Two 14.9Kw solar arrays have been installed to power the borefield pumps; the pumps will be run at 100% solar power during daylight hours



Consistently delivering since July 2020



- The company is continually delivering on time and on budget; this will drive a further re-rate as we move closer to cashflow
- Project execution is significantly de-risked to cost escalation with 90% of the project capital committed; tier 1 contractors appointed
- Approvals and permitting remain on track with current development timetable with first gold production targeted in 2nd half CY2023

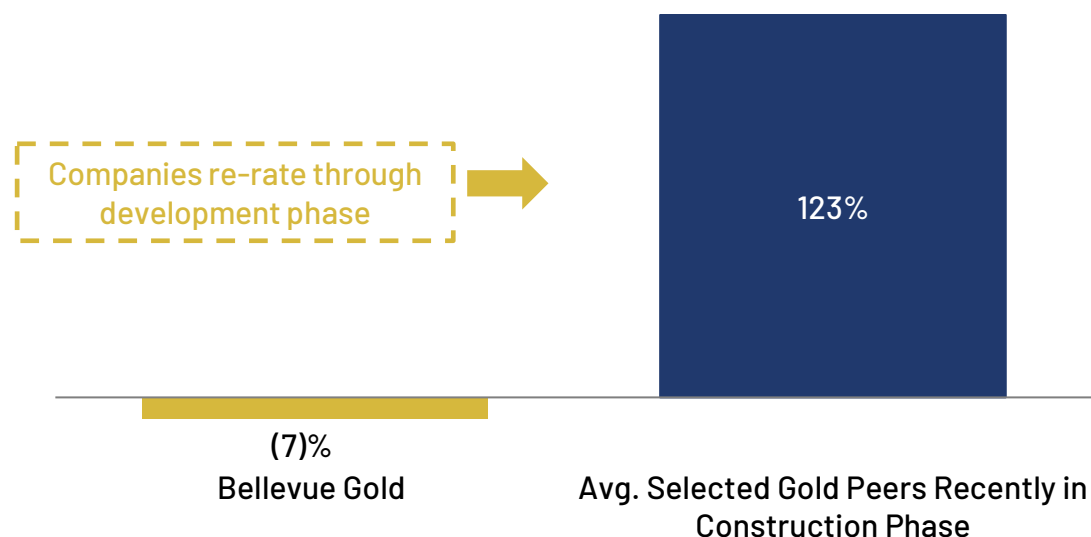
		2020		2021				2022				2023			
		QTR 3	QTR 4	QTR 1	QTR 2	QTR 3	QTR 4	QTR 1	QTR 2	QTR 3	QTR 4	QTR 1	QTR 2	QTR 3	QTR 4
PROJECT DEVELOPMENT	Existing Decline Rehabilitation	✓	✓	✓	✓	✓	✓	COMPLETED							
	Underground Exploration Access	✓	✓	✓	✓	✓	✓	✓	✓	COMPLETED					
	Approvals & Permitting	✓	✓	✓	✓	✓	✓	✓	✓						
	Early Works Infrastructure	✓	✓	✓	✓	✓	✓	✓	✓						
	Feasibility Studies FS1 and FS2 and Project Update			✓		✓			✓	COMPLETED					
RESERVE GROWTH	Resource Drilling	✓	✓	✓	✓	✓	✓	✓	✓						
	Updated Reserve/Resource	✓	✓		✓	✓			✓						
	Grade Control Drilling				✓	✓									
CONSTRUCTION	Financing, Documentation and (First Draw down)					✓	✓	✓	✓						
	FEED, Tendering & Detailed Design					✓	✓	✓	✓						
	Ordering of Long Lead Items								✓	COMPLETED					
	Stage 2 Underground Development								✓	COMMENCED					
	Mill Construction														
	Ramp Up & Commissioning														

Significant re-rate potential as a future high grade, high margin producer

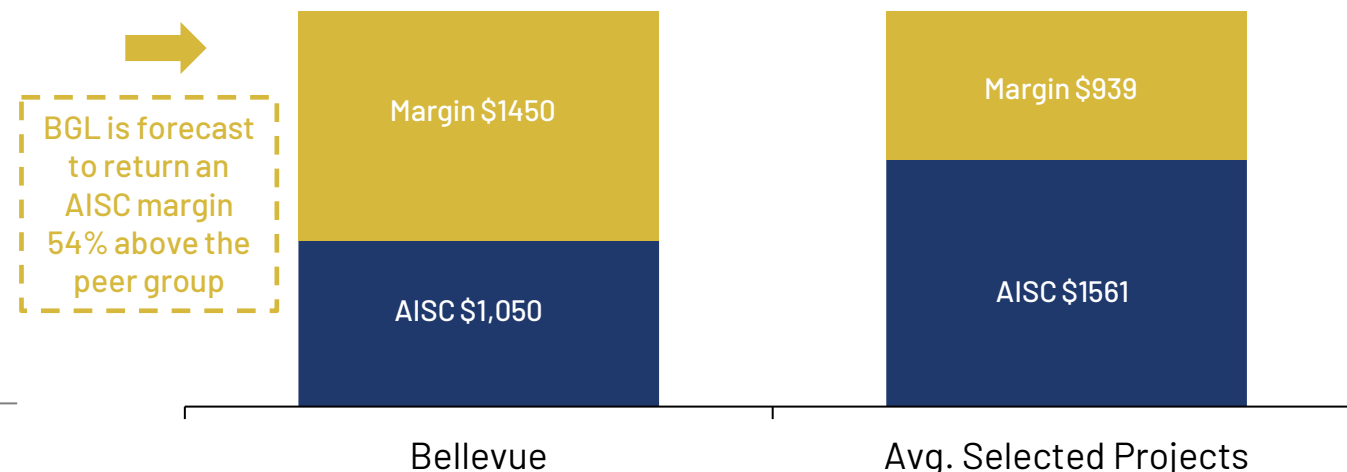


- Gold companies that recently transitioned into production have experienced significant outperformance as the project is de-risked
- BGL positioned as a high grade, high margin business with growth potential that is forecast to be profitable through the cycle

BGL LTM Share Price Performance vs. Selected Peers
Recently in Construction Phase (%)[†]



BGL AISC Margin vs. Average Comparable Gold Projects
(A\$/oz)^{††}



Source: Public company disclosures and CapitalIQ.

[†] LTM share price calculated as at 27 May 2022 close. Selected peers are Calidus Resources and Red5 Limited.

^{††} AISC margin calculated based on assumed realised gold price of A\$2,500/oz minus LTM AISC as per public disclosures for the period ended 31 December 2021. Bellevue AISC based on project update LOM midpoint average. Selected gold projects include: Cowal, Tanami, Deflector, Warrawoona, KOTH, Jundee, Byrah (Fortnum), Mt Magnet, KCGM, St Ives, Duketon North, Thunderbox, Boddington, Edna May, Carosue Dam, Duketon South, Gruyere, Granny Smith, Gwalia, Murchison, Cracow, Mt Rawdon, Mount Monger, Agnew Lawlers, Tropicana, Telfer, Kalgoorlie Operations, Mungari, Plutonic, Mt Morgans, Sunrise Dam.

Investment Highlights



BELLEVUE
GOLD



World class potential

Forecast to be a top 20 Australian gold producer with significant grade, scale and margin



Resource Growth

Since the discovery hole in November 2017, the Resource has grown at a compound annual growth rate of 94%



Production Growth

Project mine life has grown 25% to +10yrs in the last 10 months with 1mtpa plant designed for production growth



ESG Leader

Project is forecast to have the lowest greenhouse gas intensity of 0.150 to 0.202 t CO₂e / oz



De-risking

62% through development timeline that commenced in July 2020 and 90% pre-production capital contracted or tendered