



OzAurum Resources Limited
ABN 63 643 244 544

Annual Report 2022

Corporate Directory

Directors

Jeffrey Williams
Chairman

Andrew Pumphrey
Managing Director and CEO

Martin Holland
*Executive Director and
Head of Corporate*

Andrew Tudor
Non-Executive Director

Company Secretary and CFO

Stephen Hewitt-Dutton

Registered & Principal Office

Unit 1, 15 Williams Street
West Kalgoorlie WA 6430

T: +61 (0) 8 9093 0039

E: info@ozaurumresources.com
www.ozaurumresources.com

Auditor

HLB Mann Judd (WA Partnership)
Level 4, 130 Stirling Street
Perth WA 6000

Share Registrar

Automic Registry Services
Level 2, 267 St George's Terrace
Perth WA 6000

T: 1300 288 664

Stock Exchange Listing

Australian Securities Exchange
Home Exchange: Perth WA
ASX Code: **OZM**

Contents

*The directors
of OzAurum
Resources Limited
present the
financial report
of the company
and its controlled
entities for the
financial period
ended 30 June
2022.*

Chairman’s Letter	2
Directors’ Report	5
Remuneration Report.....	20
Auditor’s Independence Declaration	28
Financial Statements	29
Consolidated Statement of Profit or Loss and Other Comprehensive Income.....	30
Consolidated Statement of Financial Position.....	31
Consolidated Statement of Cash Flows.....	32
Consolidated Statement of Changes in Equity.....	33
Notes to the Consolidated Financial Statements	34
Directors’ Declaration	58
Independent Audit Report	59
Corporate Governance	64
Additional Shareholder Information	71
Schedule of Mineral Tenements	74

Chairman's Letter

Dear Shareholders,

On behalf of the Board of OzAurum Resources Limited (the "Company" or "OzAurum"), it is with great pleasure that I present to you OzAurum's Annual Report for the 2022 Financial Year (FY22).

The past year has seen the Company achieve significant milestones including the completion of over excess of 50,000 metres of combined aircore (AC), Reverse Circulation (RC) and Diamond drilling at both the Mulgabbie and Patricia Gold Projects. OzAurum's ongoing, large-scale drilling programs have not only resulted in significant extensions of widespread gold mineralisation at Mulgabbie North but have also unearthed an exciting new virgin gold discovery at Mulgabbie's 'Demag Zone'.

I am pleased to report that OzAurum has executed on all key operational objectives set in 2022 to progress the Company's strategy of finding Australia's next significant gold discovery. The Company remains firmly focused on exploration activities over its two advanced gold projects, the Mulgabbie and Patricia Gold Projects, which are both strategically located in the prolific Eastern Goldfields – approximately 110 kilometres east of Kalgoorlie in Western Australia.

During the year, OzAurum embarked on yet another large-scale drilling campaign which comprised a total of 123 RC holes drilled for 17,756m at the Company's flagship Mulgabbie North Project. RC drilling has not only produced high-grade gold results, extending the strike of gold mineralisation to 2.4km at the Ben, James and Alicia Prospects along the Relief Shear, but has also unlocked a significant new virgin gold discovery at the Mulgabbie North Project 'Demag Zone'.

In addition to these excellent RC results, high-grade results from over 25,000m of AC drilling have also defined new zones of significant gold mineralisation that extends our gold footprint to over 4.2km in strike. This further highlights the potential of Mulgabbie North to host a potentially significant gold deposit.


OzAurum's Patricia Gold Project, which completed its maiden RC and diamond drill program during the September 2021 Quarter, involved a total of 28 holes drilled for 7,850m. Drilling at Patricia delivered some outstanding gold intercepts, including 4m @ 38.08 g/t Au intersected within a broader zone of 8m @ 20.9 g/t from 99m including 1m @ 93.9 g/t Au. Initial observations and the early interpretation of RC drill logging have revealed that Patricia is a high-grade but structurally complex project. Further diamond drilling is planned at Patricia to assist with resolving this structural complexity, and to unlock the value of this exciting project.

The Company is now well funded to continue its expansive exploration efforts...



CEO Adrew Pumphrey with Senior Aboriginal Elder Aubrey Lynch and Ross Lynch.

Aerial shot of OZM's Mulgabbie North Project location adjacent Carosue Dam Mine ~2km in the distance.



... has also unlocked a significant new virgin gold discovery at the Mulgabbie North Project...

Lastly, OzAurum successfully completed an Underwritten Security Purchase Plan (SPP) to raise A\$2 million, which settled in June 2022. The Company is now well funded to continue its expansive exploration efforts at both the Mulgabbie and Patricia Projects, and we look forward to continuing to update our shareholders with exciting drilling results over the course of the next financial year and beyond.

The Company has made significant progress to define and understand the geology of the mineralisation discovered to date, and it is clear that neighbouring properties, including Northern Star's Carosue Dam gold corridor just two kilometers from OzAurum's tenure, hint at the enormous potential of our projects. It is a very exciting time to be involved in the Company.

The exploration success achieved this year would not be possible without the hard work and dedication of our team. I would like to take this opportunity to thank my fellow Board members, and in particular, Andrew Pumphrey for his passion and invaluable contribution to OzAurum as both CEO and Exploration Manager of the Company. I would also like to thank our technical team and drilling contractors for their tremendous efforts thus far.

Finally, I would like to thank our loyal shareholders for their continued support and welcome all new shareholders who have joined us along this exciting journey. We look forward to continued success as we further prove up the potential of the Mulgabbie and Patricia Gold Projects.

A handwritten signature in blue ink that reads "Jeff Williams". The signature is fluid and cursive, with a large initial "J" and "W".

Jeff Williams
Non-Executive Chairman

Directors' Report

The directors of OzAurum Resources Limited present the financial report of the company and its controlled entity (referred to hereafter as the Group) for the financial year ended 30 June 2022.

In order to comply with the provisions of the *Corporations Act 2001*, the directors' report as follows:

DIRECTORS

The names of directors who held office during or since the end of the year:

- **Jeffrey Williams** (Chairman)
- **Andrew Pumphrey** (Managing Director & CEO)
- **Martin Holland** (Executive Director, Head of Corporate)
- **Andrew Tudor** (Non-executive Director)

Directors have been in office since the date of incorporation to the date of this report.

COMPANY SECRETARY

The following persons have held the position of company secretary during the financial year:

- **Stephen Hewitt-Dutton**

PRINCIPAL ACTIVITIES

The principal activity of the Group during the financial year was mineral exploration, focussed on gold.

There were no significant changes in the nature of the Group's principal activities during the financial year.

OPERATING RESULTS

The loss of the Group after providing for income tax amounted to \$4,893,835 (2021: \$4,467,264).

DIVIDENDS PAID OR RECOMMENDED

The directors do not recommend the payment of a dividend and no amount has been paid or declared by way of a dividend to the date of this report.

REVIEW OF OPERATIONS

OzAurum Resources Limited is an Australian Securities (ASX) listed gold explorer with two high-grade gold projects located in the prolific Norseman-Wiluna Greenstone belt within the Eastern Goldfields Province of the Yilgarn Craton- Northeast of Kalgoorlie in Western Australia. OzAurum's two projects, the Mulgabbie Project and Patricia Project, together cover an area of approximately 79.2 square kilometers (km). The Mulgabbie North Project is situated within the Keith Kilkenny Tectonic Zone and the Patricia Project is found within the Laverton Tectonic Zone. The gold endowment in this area is approximately 30 million ounces.

Following OzAurum's listing on the ASX in early 2021, the Company launched a large-scale, systematic exploration program comprising an initial 50,000m drilling, to test the extent of gold mineralisation at the Mulgabbie North and Patricia Gold Projects for the first time. This initial program was extended by a further 10,000m Reverse Circulation (RC) and 15,000m Aircore (AC) drilling to continue testing targets identified at Mulgabbie.

Both the RC and AC drilling from these programs provided some outstanding results and identified several significant target areas of interest. AC drilling results, coupled with the results of the magnetic and gravity surveys, lead to further RC drilling that made a new virgin gold discovery at the Demag Zone.

The 2022 drilling program, which commenced in the March 2022 quarter, consists of a further 15,500m of drilling to test targets at both the Mulgabbie North and Patricia Gold Projects. The drilling is to be conducted throughout 2022 and comprises 3,000m of Diamond drilling, 7,500 of RC drilling and 5,000m of AC drilling.

Follow-up RC drilling at the Mulgabbie North Demag Zone is a high priority, along with ongoing RC drill-testing of AC saprolite gold anomalies and extensions to the Ben, James and Alicia Prospects. Further diamond drilling at the High-Grade Patricia Project will continue to assist with resolving the structural complexity at the project.

Significant Achievements

- Successful underwritten Security Placement Plan (SPP) completed in June 2022 in which A\$2 million was raised before costs;
- Discovery of a significant wide zone of primary gold mineralisation at the new virgin gold discovery Demag Zone at the Mulgabbie North Project. MNORC 177 intersected **56m @ 1.31 g/t Au** including **18m @ 2.07 g/t Au** associated with pyrite and arsenopyrite mineralisation and quartz veining.
- Announcement of drilling results from OzAurum's drilling campaigns at Mulgabbie and Patricia, delivering 24,289m of RC, 25,173m of AC and 1,073m of diamond drilling.
- Completion of the gravity and magnetic surveys at Mulgabbie North, assisting to identify new targets for further drilling.
- Structural reviews of both the Patricia and Mulgabbie North Projects were completed.
- Commencement of the 2022 drilling campaign with the launch of a further 15,500m drilling to test several new and exciting targets at both the Mulgabbie North and Patricia Gold Projects.
- Drilling commenced in the March 2022 quarter and consists of 3,000m of Diamond drilling, 7,500 of RC drilling and 5,000m of AC drilling.

Exploration

Mulgabbie North Gold Project

The Company completed its initial 50,000m, Stage 1 drilling program at the Mulgabbie North Project- situated Northeast of Kalgoorlie and adjacent to Northern Star's (ASX: NST) Carosue Dam operations. The large-scale drill program consisted of 20,000m RC and 30,000m AC drilling.

In early 2022, OzAurum commenced its 2022 drilling program, the majority of which has been focused at the Mulgabbie North Project comprising a total 15,500m of drilling. This consists of 3,000m Diamond drilling, 7,500m RC drilling and 5,000m AC drilling.

Reverse Circulation Drilling – Mulgabbie North

During the year ended 30 June 2022, a total of 123 holes (MNORC 065 – 183) drilled for 17,756m at the Mulgabbie North Project. The standout result of the year was the discovery of the Demag Zone. The Demag Zone is situated between the Alicia and Ben Prospects within the Mulgabbie North Project. Limited historical drilling has been undertaken at the Demag Zone and OzAurum is focused on continuing exploration at the Demag Zone with additional RC and Diamond drilling.

Other RC drilling completed at Mulgabbie North has delivered excellent results extending gold mineralisation at the Ben, James and Alicia Prospects.

Figure 1: Regional geology with OzAurum Projects

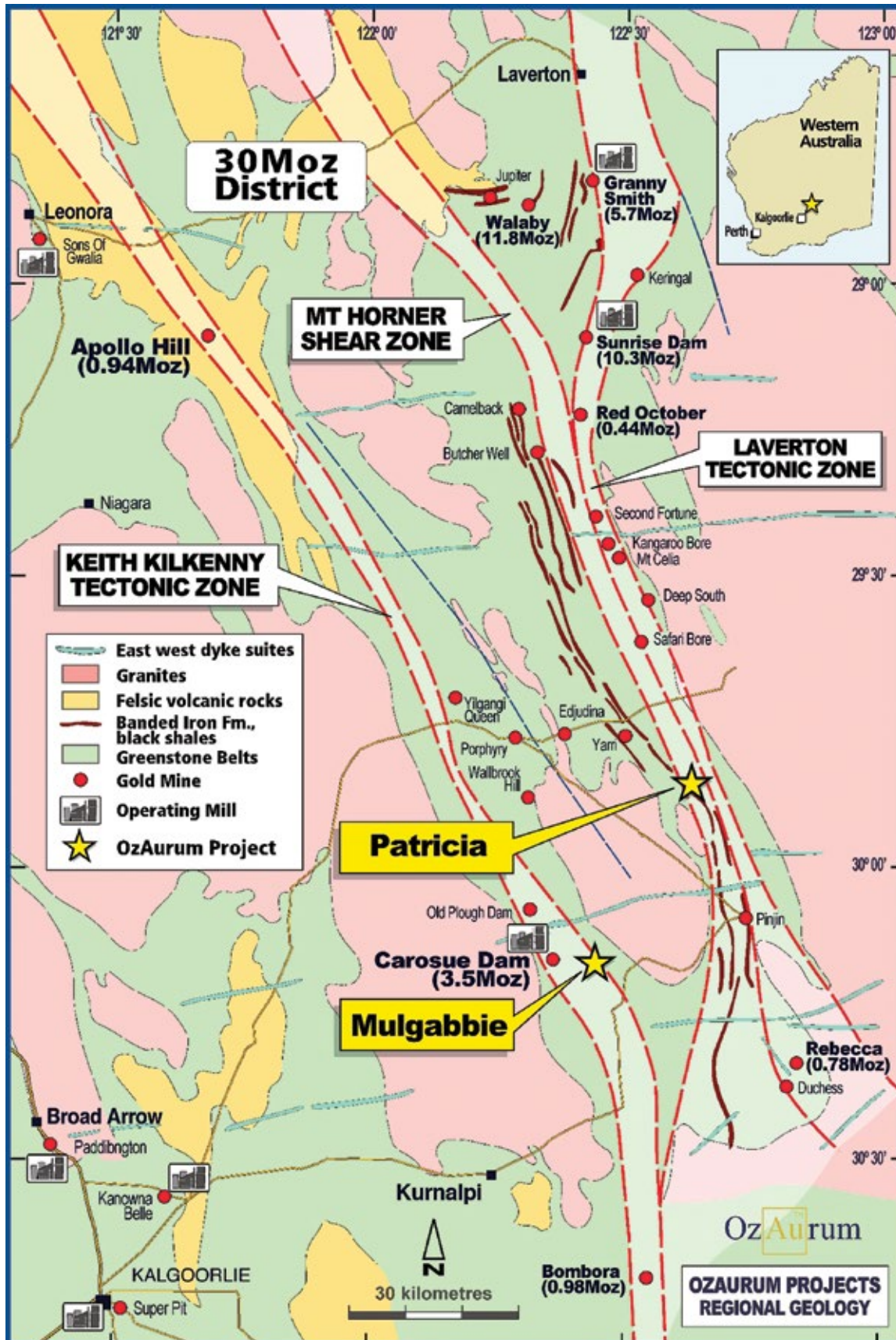


Figure 2: Project Location

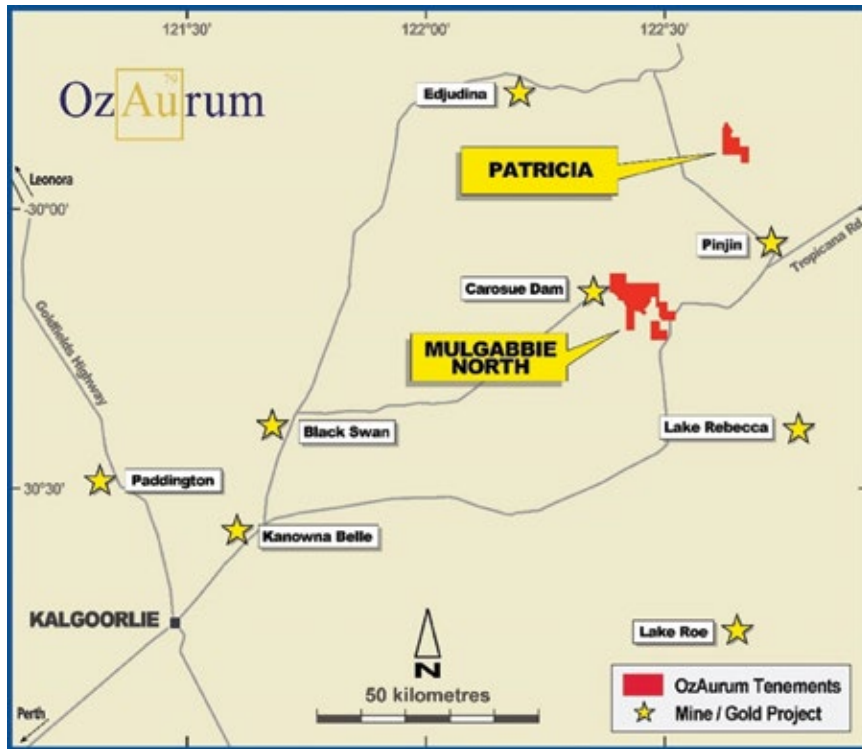
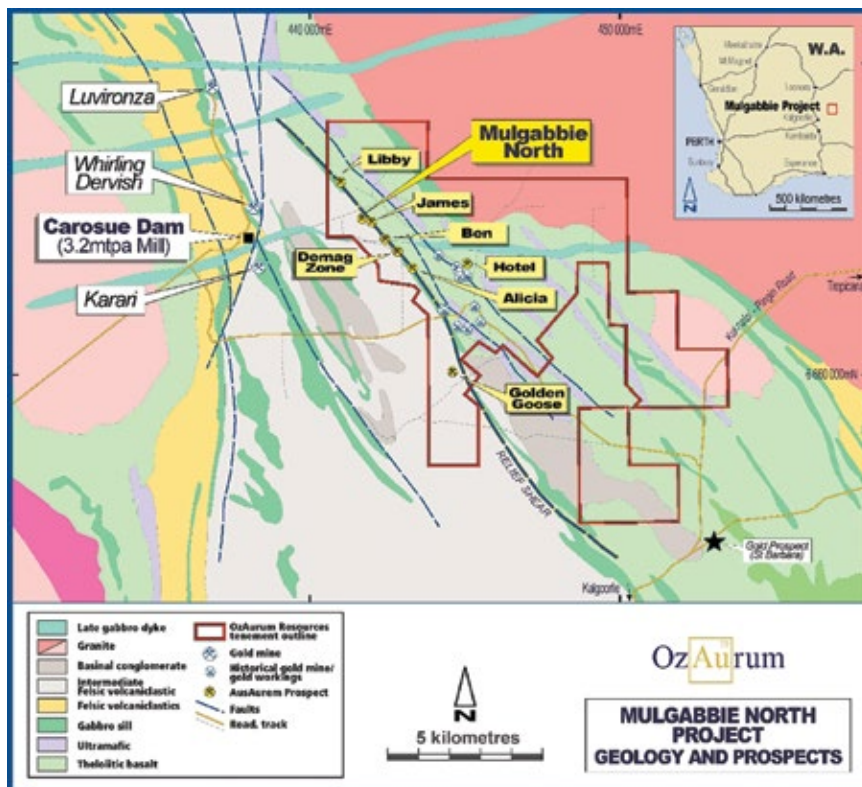


Figure 3: Mulgabbie North Prospects



RC Results

Significant RC results from the period include:

Demag Zone

- 56m @ 1.31 g/t gold (Au) – (from 68m) incl 18m @ 2.07 g/t Au MNORC 177
- 26m @ 1.79 g/t Au – (from 136m) incl 8m @ 4.78 g/t Au and MNORC 176
- 28m @ 1.00 g/t Au – (from 72m) incl 4m @ 2.32 g/t Au MNORC 174
- 11m @ 1.90 g/t Au – (from 49m) incl 1m @ 12.15 g/t Au MNORC 180
- 11m @ 1.13 g/t Au – (from 103m) incl 5m @ 2.06 g/t Au MNORC 178
- 57m @ 1.05 g/t Au – (from 119m) incl 21m @ 1.31 g/t Au, 10m @ 1.72 g/t Au MNORC 192
- 20m @ 2.55 g/t Au – (from 251m) incl 10m @ 3.62 g/t Au MNORC 184
- 43m @ 0.82 g/t Au – (from 56m) incl 15m @ 1.32 g/t Au MNORC 191
- 1m @ 19.60 g/t Au – (from 43m) MNORC 186
- 15m @ 2.08 g/t Au - (from 51m) incl 9 m @ 3.29 g/t Au, 1m @ 18.60 g/t Au MNORC 186
- 43m @ 0.82 g/t Au – (from 62m) incl 15m @ 1.32 g/t Au MNORC 191

The Demag Zone is situated between the Alicia and Ben Prospects within the Mulgabbie North Project. Limited historical drilling has been undertaken within the three recently drilled 100m-spaced drill lines at the Demag Zone, being ten shallow wide spaced vertical RAB holes drilled by Gutnick Resources in 1999.

A thick blanket of high-grade supergene gold mineralisation was delineated by AC drilling over the Demag Zone that the Group targeted with RC drilling.

RC drill holes at the Demag Zone were drilled on 100m-spaced lines with significant primary gold intersections from three consecutive lines 8400N, 8500N and 8600N.

8400N MNORC 177 intersected a significant interval of high-grade primary mineralisation of **56m @ 1.31 g/t Au** and includes **1m @ 5.26 g/t Au, 18m @ 2.07 g/t Au.**

MNORC 176 intersected **26m @ 1.79 g/t Au** from 136m including **8m @ 4.78 g/t Au.**

8500N MNORC 174 intersected **28m @ 1.00 g/t Au** from 72m including **4m @ 2.32 g/t Au.**

8300N MNORC 178 intersected **11m @ 1.13 g/t Au** including **5m @ 2.06 g/t Au.**

The Demag Zone is located on the Relief Shear, as well as the lithological contact that hosts gold mineralisation at the James, Ben and Alicia Prospects. Higher grade gold intersections at the Demag Zone have significant pyrite and arsenopyrite mineralisation within the intensely sericite altered felsic to intermediate volcanoclastic unit.

Ben, James and Alicia Prospects

- **10m @ 2.8 g/t gold (Au)** – (from 17m) including **1m @ 21.6 g/t Au** MNORC 074
- **11m @ 2.14 g/t Au** – (from 27m) including **1m @ 19.75 g/t Au** MNORC 065
- **2m @ 7.30 g/t Au** – (from 19m) MNORC 075
- **9m @ 1.89 g/t Au** – (from 73m within **20m @ 1.22 g/t Au**) MNORC 079
- **5m @ 3.20 g/t Au** – (from 72m within **19m @ 1.1 g/t Au** and including **1m @ 6.30 g/t Au**) MNORC 76
- **4m @ 3.14 g/t Au** – (from 133m within **14m @ 1.26 g/t Au**) MNORC 079
- **13m @ 1.80 g/t Au** – (from 75m within **22m @ 1.28 g/t Au**) including **2m @ 5.42 g/t Au** MNORC 086
- **14m @ 1.48g/t Au** – (from 90m within **20m @ 1.16 g/t Au**) including **1m @ 6.05 g/t Au** and **1m @ 6.33 g/t Au** MNORC 088
- **11m @ 1.70 g/t Au** – (from 79m within **23m @ 1.03 g/t Au**) including **1m @ 9.09 g/t Au** MNORC 091
- **13m @ 1.28 g/t Au** – (from 99m) including **5m @ 2.09 g/t Au** MNORC 103
- **6m @ 1.40 g/t Au** – (from 83m) MNORC 103
- **1m @ 8.69 g/t Au** – (from 80m) MNORC 101
- **33m @ 1.24 g/t Au** – (from 93m) including **8m @ 3.29 g/t Au** MNORC 109
- **23m @ 0.92 g/t Au** – (from 89m) MNORC 109
- **6m @ 1.45 g/t Au** – (from 83m) MNORC 110
- **18m @ 1.64 g/t Au** – (from 105m) within **75m @ 0.72 g/t Au** MNORC 115
- **14m @ 1.58 g/t Au** – (from 24m) incl **1m @ 5.28 g/t Au** MNORC 118
- **9m @ 1.52 g/t Au** – (from 117m) MNORC 114
- **6m @ 1.39 g/t Au** – (from 100m) MNORC 114
- **4m @ 1.48 g/t Au** – (from 30m) within **20m @ 0.68 g/t Au** MNORC 107
- **73m @ 1.30 g/t Au** – (from 17m) vertical hole MNORC 171 incl **1m @ 10.35 g/t Au, 12m @ 2.04 g/t Au** and **8m @ 2.00 g/t Au**
- **7m @ 5.26 g/t Au** – (from 41m) incl **2m @ 16.02 g/t Au** – vertical hole MNORC 172
- **36m @ 1.37 g/t Au** – (from 95m) incl **15m @ 2.02 g/t Au** MNORC 162
- **1m @ 5.36 g/t Au** – (from 31m) MNORC 126
- **1m @ 5.09 g/t Au** (from 103m) MNORC 126

A significant, wide zone of gold mineralisation has been intersected in RC drill holes situated north of the James Prospect within the Mulgabbie North Project. This wide zone of gold mineralisation is located on the Relief Shear, as well as the lithological contact that hosts gold mineralisation at the James, Ben Demag and Alicia Prospects- which now extends the strike of RC gold mineralisation to 2.4km.

Intrusive porphyries have been intersected in a number of RC drill holes at Mulgabbie North along the Relief shear. Future geological work will be undertaken to understand the potential of the links of intrusive porphyry to current gold mineralisation and will be targeted with future diamond drilling.

The current RC drilling at Mulgabbie North has so far defined primary gold mineralisation for over 2.4km of strike and the Company is confident that extensional RC drilling will further extend this strike. Further, OzAurum believes that future RC drilling will continue to identify new primary gold mineralisation related to the numerous geochemical gold anomalies and recent AC saprolite hosted gold mineralisation targets.

These excellent RC results, combined with high-grade AC results, have defined new zones of significant gold mineralisation that extend over 4.2 km in strike, further highlighting the potential of Mulgabbie North to host a significant gold deposit.

Figure 4: Mulgabbie North Demag Zone Plan showing RC and DD collars

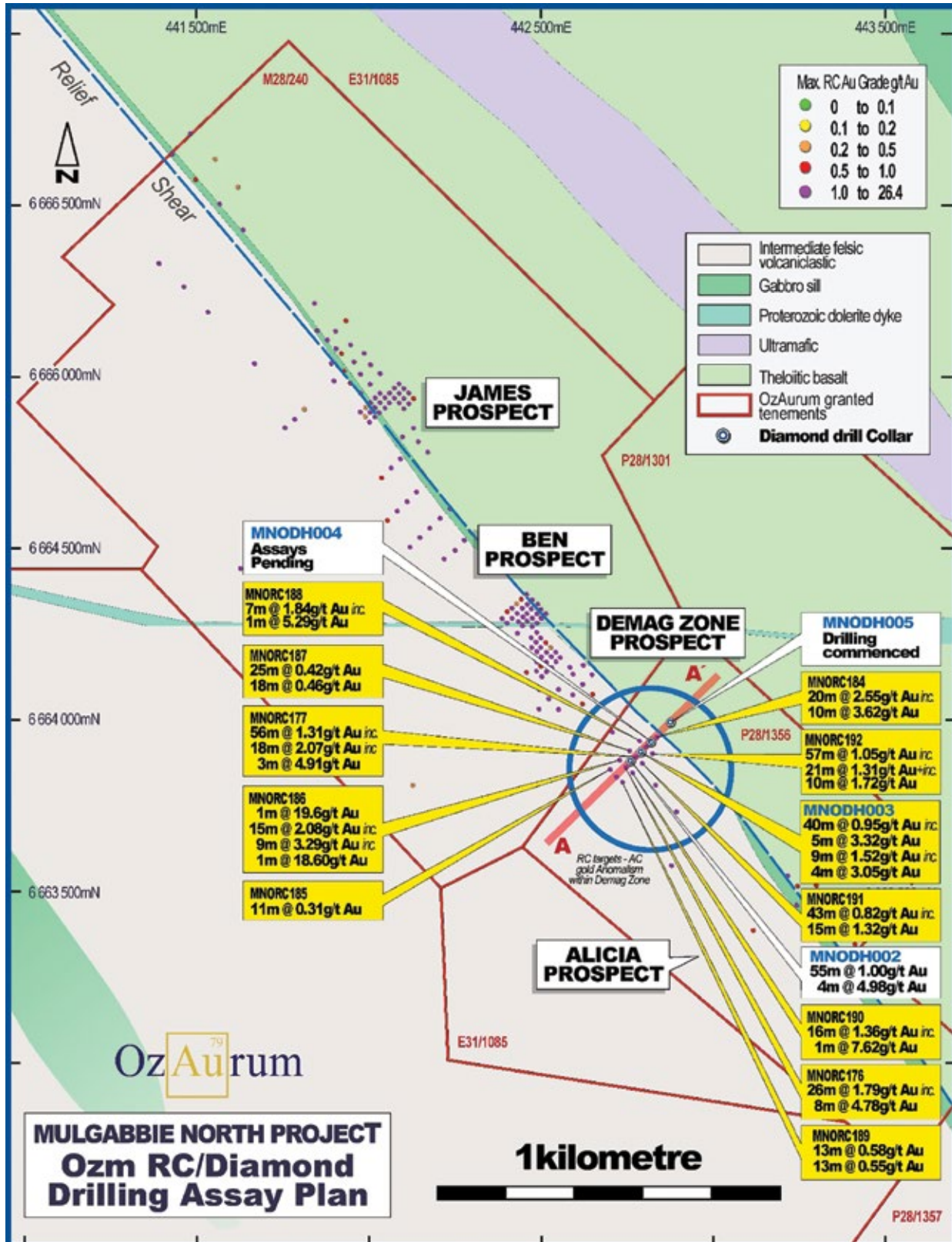
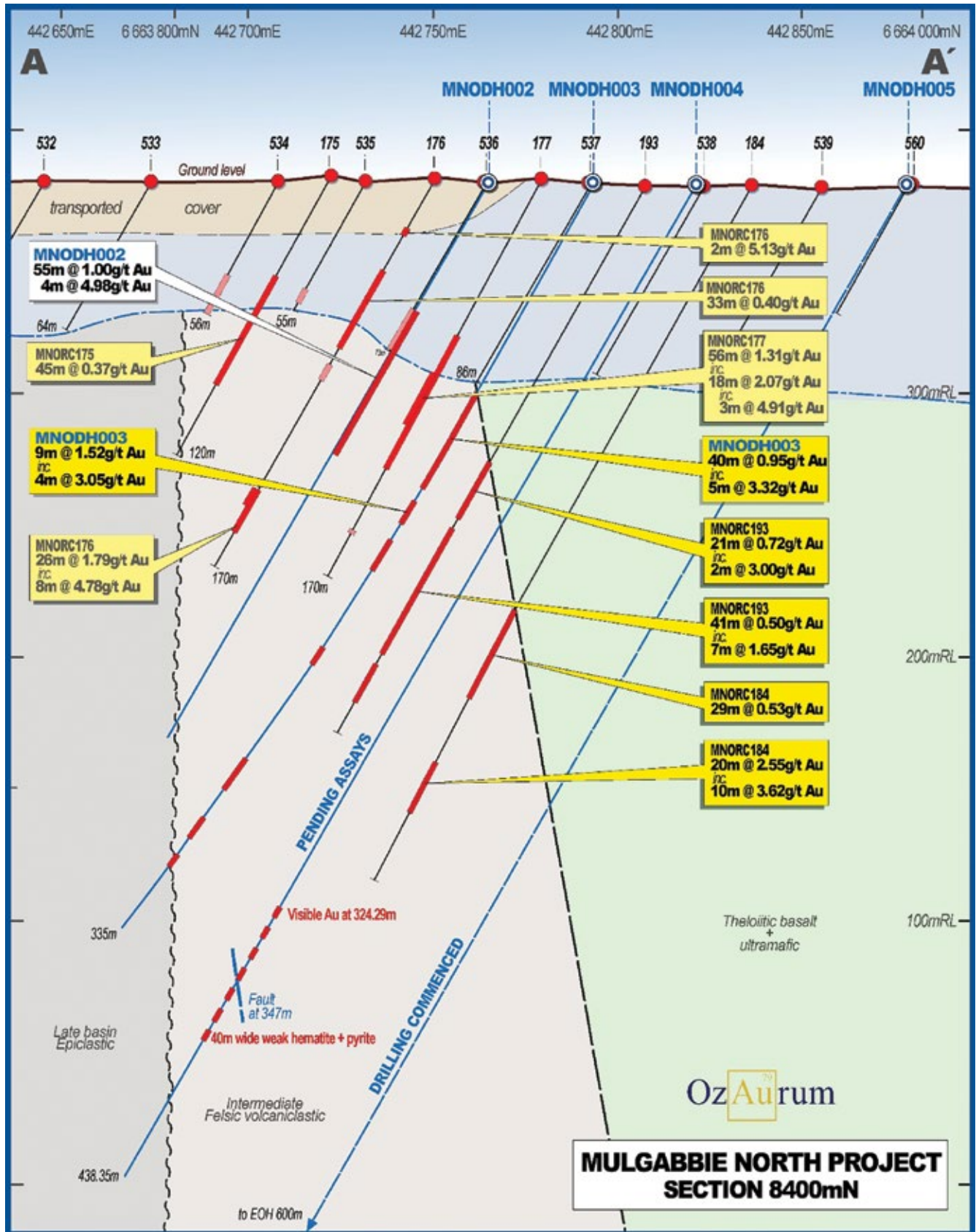


Figure 5: Mulgabbie North Demag Zone 8400N cross section



Air Core Drilling – Mulgabbie

A total of 364 holes (MNOAC 335 – 698) for 25,173m were reported during the year ended, 30 June 2022. Drilling formed part of OzAurum's initial 30,000m AC drilling campaign along with two further programs. These included an additional 15,000m of infill drilling- completing an initial four wide-spaced lines at the southern area of E28/2477 at Mulgabbie North, and a further program targeting the shallow high-grade paleochannel gold mineralisation at Mulgabbie North, approximately 1.2km north of the Demag Zone.

Aircore Results

Significant AC results from the period, include:

- **4m @ 3.39 g/t Au** from 20m – MNOAC 404
- **4m @ 1.87 g/t Au** from 40m – MNOAC 378
- **3m @ 0.75 g/t Au** from 60m end of hole (EOH) – MNOAC 405
- **4m @ 3.09 g/t Au** from 12m – MNOAC 615
- **4m @ 3.03 g/t Au** from 64m – MNOAC 560
- **4m @ 2.00 g/t Au** from 44m MNOAC 534
- **4m @ 1.68 g/t Au** from 56m MNOAC 579
- **4m @ 1.68 g/t Au** from 56m within **17m @ 0.8 g/t Au** MNOAC 536
- **4m @ 1.65 g/t Au** from 68m MNOAC 559
- **4m @ 1.61 g/t Au** from 28m MNOAC 546
- **4m @ 1.59 g/t Au** from 36m MNOAC 636
- **4m @ 1.47 g/t Au** from 40m MNOAC 523
- **4m @ 1.41 g/t Au** from 56m MNOAC 597
- **4m @ 1.40 g/t Au** from 52m MNOAC 606

Paleochannel gold target:

- **1m @ 15.15 g/t Au** from 20m – MNOAC 665
- **1m @ 14.90 g/t Au** from 23m – MNOAC 687
- **1m @ 11.65 g/t Au** from 28m – MNOAC 678
- **1m @ 8.28 g/t Au** from 30m – MNOAC 669
- **1m @ 7.36 g/t Au** from 21m – MNOAC 665
- **1m @ 7.32 g/t Au** from 22m – MNOAC 670
- **1m @ 7.05 g/t Au** from 25m – MNOAC 680
- **1m @ 6.52 g/t Au** from 22m – MNOAC 676
- **1m @ 6.48 g/t Au** from 22m – MNOAC 665
- **1m @ 4.22 g/t Au** from 20m – MNOAC 679
- **1m @ 3.81 g/t Au** from 22m – MNOAC 669
- **1m @ 3.80 g/t Au** from 22m – MNOAC 664

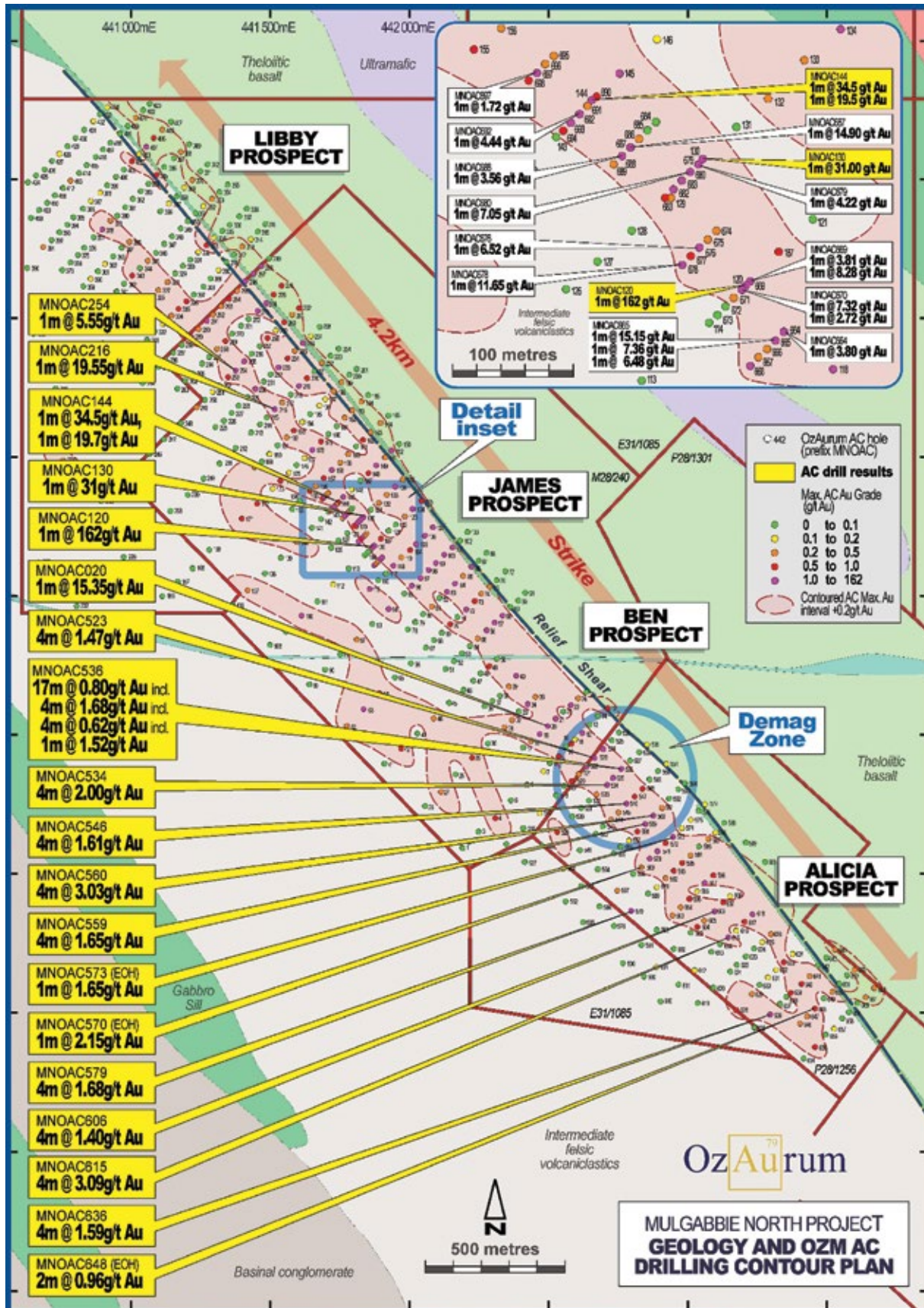
A number of significant AC gold intersections were associated with widespread supergene gold mineralisation and paleochannel hosted gold mineralisation.

Of particular interest is **MNOAC 536** that intersected a wide zone of supergene gold mineralisation grading at **17m @ 0.80 g/t Au** (from 56m), including **4m @ 1.68 g/t Au** from 56m and **1m @ 1.52 g/t Au** at 73m to EOH. The drill chips from the last metre of MNOAC 536 (**grading 1.52 g/t Au**) are logged as felsic-intermediate volcanoclastic host rock with intense silicification, hematite and sericite alteration.

AC hole **MNOAC 536** is situated in the centre of the demagnetised area on the Relief Shear with no associated historical drilling. Follow up RC drilling in this area identified the new discovery Demag Zone.

In addition, gold mineralisation intersected in MNOAC 615 **4m @ 3.09 g/t Au** is paleochannel hosted. This AC drilling was a follow-up to previously reported high-grade paleochannel gold mineralisation including **1m @ 162.5 g/t Au** from 27m MNOAC 120 and **1m @ 31 g/t Au** from 34m MNOAC 130.

Figure 6: Mulgabbie North AC collar plan with significant results



A second AC drilling program included a total of 35 vertical AC holes drilled for 1,258m (MNOAC 664–698) at the Mulgabbie North Project. This program targeted high-grade paleochannel gold mineralisation situated 1.1km north of the Demag Zone, with a number of AC holes intercepting significant paleochannel hosted gold mineralisation (see results above). The typical paleochannel horizon intercepted consisted of a transported quartz sand/clay horizon with an average thickness of 4m. OzAurum will be targeting this area with future AC, RC and diamond drilling.

Full details of the Company's Mulgabbie North Project drilling results can be found in the following ASX Announcements.

Table 1: OzAurum Mulgabbie North Drilling result ASX Announcement dates

ASX Announcement Date	Drill Hole Reference
13-Jul-2021	MNORC065 – MNORC080
19-Aug-2021	MNORC081 – MNORC104
24-Sep-2021	MNORC109 – MNORC110
08-Nov-2021	MNORC105 – MNORC108, MNORC111 – MNORC124
21-Feb-2022	MNORC125 – MNORC172
21-Apr-2022	MNORC173 – MNORC183
02-Sep-2021	MNOAC335 – MNOAC514
16-Dec-2021	MNOAC515 – MNOAC663
17-May-2022	MNOAC664 – MNOAC698
16-Jun-2022	MNODH002 – MNODH002
12-Jul-2022	MNODH003 – MNODH003

Patricia Gold Project

The Patricia Gold Project is situated Northeast of Kalgoorlie in the Eastern Goldfields of Western Australia, and located within the Laverton Tectonic Zone.

OzAurum completed the maiden drill program at the high-grade Patricia Gold Project during the September Quarter. The 28-hole program was extended for an additional 13 holes to include a total of 41 holes drilled for 7,850m.

Drilling Results

Significant RC results from the period, include:

- **4m @ 38.08 g/t gold (Au)** – (from 99m within **8m @ 20.9 g/t Au**) including **1m @ 93.9 g/t Au** PTORC 002
- **1m @ 21.00 g/t Au** – (from 118m) PTORC 002
- **1m @ 6.72 g/t Au** – (from 94m within **5m @ 3 g/t Au**) PTORC 001
- **1m @ 5.48 g/t Au** – (from 96m within **5m @ 3 g/t Au**) PTORC 001
- **1m @ 4.63 g/t Au** – (from 57m within **4m @ 1.6 g/t Au**) PTORC 001
- **1m @ 4.18 g/t Au** – (from 190m) PTORC 009
- **5m @ 37.11 g/t Au** – (from 154m) PTORC 024
- **1m @ 90.40 g/t Au** – (from 156m within **5m @ 37.11 g/t Au**) visible Au PTORC 024
- **1m @ 63.60 g/t Au** – (from 155m within **5m @ 37.11 g/t Au**) PTORC 024
- **1m @ 16.00 g/t Au** – (from 154m within **5m @ 37.11 g/t Au**) PTORC 024
- **1m @ 13.25 g/t Au** – (from 157m within **5m @ 37.11 g/t Au**) PTORC 024
- **5m @ 11.74 g/t Au** – (from 151m) PTORC 022
- **1m @ 31.10 g/t Au** – (from 154m within **5m @ 11.74 g/t Au**) PTORC 022
- **1m @ 10.80 g/t Au** – (from 151m within **5m @ 11.74 g/t Au**) PTORC 022
- **1m @ 7.42 g/t Au** – (from 191m within **5m @ 3.19 g/t Au**) PTORC 035

Significant diamond drilling result:

- **1m @ 6.87 g/t Au** – (from 165m) PTODH 001

The RC program delivered outstanding results from several holes. Drill hole PTORC 002 with **4m @ 38.08 g/t Au** intersected within a broader zone of **8m @ 20.9 g/t Au** from 99m including **1m @ 93.9 g/t Au**. PTORC 024 returned a peak assay of **5m @ 37.11 g/t Au** intersected from 154m including **1m @ 90.40 g/t Au**, **1m @ 63.60 g/t Au**, **1m @ 16.00 g/t Au** and **1m @ 13.25 g/t Au**. Lengths stated are downhole interval length, and while true width is yet to be determined, it is expected to be 50% of the downhole length.

Other excellent, noteworthy results were received from PTORC 001 with **4m @ 1.6 g/t Au** intersected including **1m @ 4.63 g/t Au** from 57m as well as **5m @ 3.00 g/t Au** from 93m including **1m @ 6.72 g/t Au** and **1m @ 5.48 g/t Au**. PTORC 022 with **5m @ 11.74 g/t Au** intersected from 151m including **1m @ 31.10 g/t Au**, **1m @ 10.80 g/t Au**, **1m @ 9.18 g/t Au** and **1m @ 7.38 g/t Au**.

Results from other holes included PTORC033 **1m @ 4.66 g/t Au** from 191m and PTORC035 **5m @ 3.19 g/t Au** including **1m @ 7.42 g/t Au**.

The high-grade intercepts PTORC 002 **4m @ 38.08 g/t Au** and PTORC 024 **5m @ 37.11 g/t Au** are in line with the **41 g/t Au** average grade previously mined from 4,115t of ore producing 5,384 oz's from underground mining at the historic Patricia Gold Mine.

Initial observations and the early interpretation of RC drill logging demonstrated that Patricia is a structurally complex project, potentially with late-stage faulting that is offsetting lithologies and potential gold mineralisation.

Two diamond drill holes (PTODH 001 + 002) were completed for a total of 495.70m with both holes planned to twin existing OzAurum RC holes PTORC 024 (**5m @ 37.11 g/t Au**) and PTORC 022 (**5m @ 11.74 g/t Au**) to provide orientated diamond core from which structural measurements were collected.

Structural measurements will be used to resolve the structural complexity that is seen at Patricia with the aim of targeting high-grade gold mineralisation at depth. A structural consultant commenced work on the Patricia Gold Project on the 23rd of May 2022.

Small sections of both diamond holes were half cut and sent for analysis with PTODH 001 (160–172m section) and PTODH 002 (162–177m) sections assayed. Visible gold can be seen in the remaining half cut core of PTODH 001 at 165.5m, with that section assaying **6.87 g/t Au**. Poor correlation of RC results to current diamond results is due to the coarse gold nature of this deposit. Further diamond drilling will continue to assist with resolving the structural complexity of the Project.

Full details of the Patricia Gold Project drilling results can be found in the following ASX Announcements.

Table 2: OzAurum Patricia Drilling result ASX Announcement dates

ASX Announcement Date	Drill Hole Reference
11-Aug-2021	PTORC001 – PTORC009
23-Sep-2021	PTORC010 – PTORC035
17-May-2022	PTODH001 – PTODH002

Corporate

OzAurum successfully completed an Underwritten Security Purchase Plan (SPP) which was announced on the ASX on 31 May 2022 and closed at 5.00pm (AEST) on Thursday 23 June 2022.

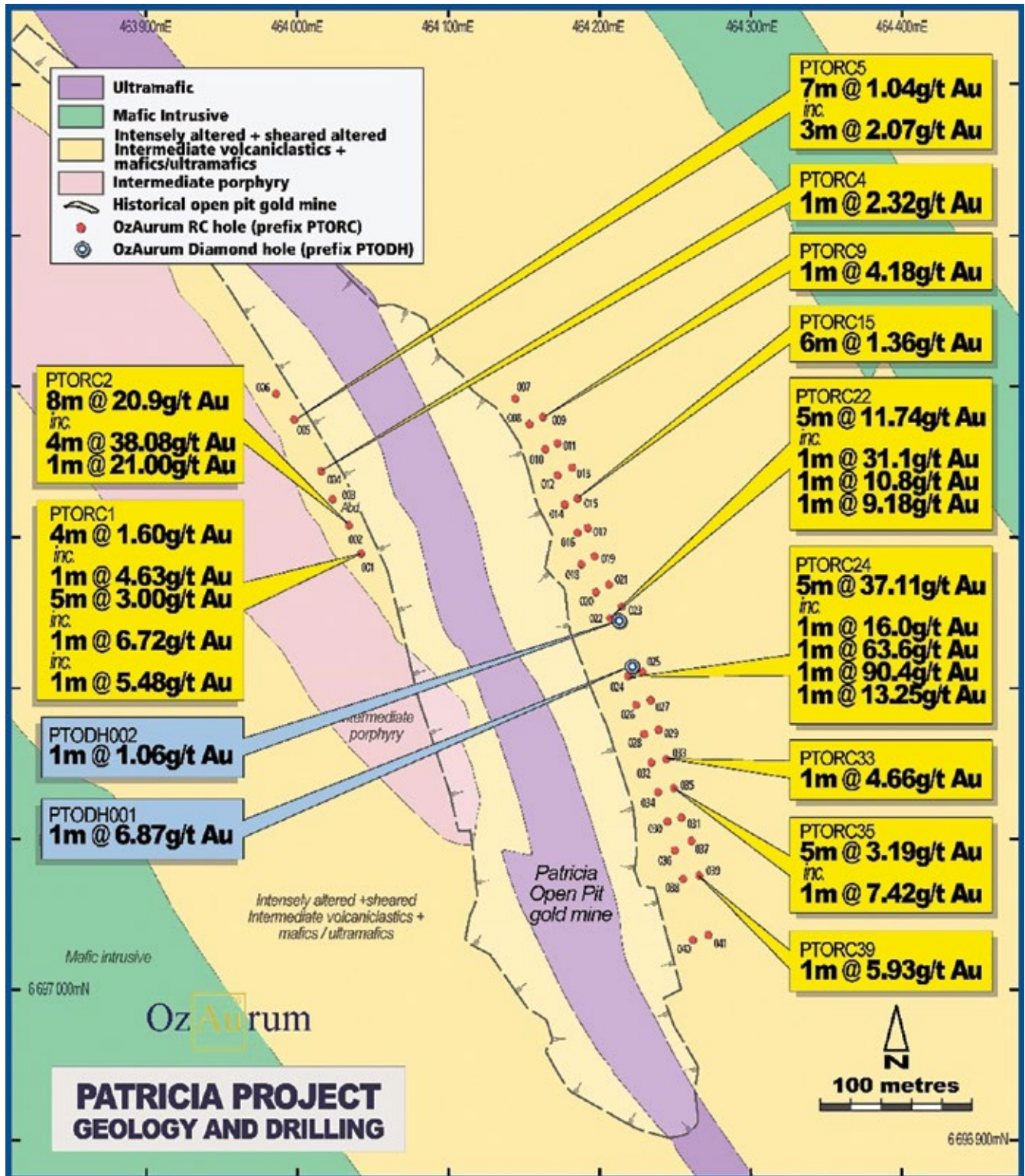
The Company received applications under the SPP for 4,661,753 New Shares totalling \$745,880. All of the Company's directors participated in the SPP, with Chairman Jeff Williams and CEO Andrew Pumphrey taking up their full allocation of \$30,000.

The SPP was underwritten to \$2.0 million by Canaccord Genuity (Australia) Limited who acted as Lead Manager and Underwriter to the SPP. A total of 7,838,247 New Shares, totalling \$1,254,120, were placed with the underwriter.

COVID-19

With the Group's projects and operations being based in and around Kalgoorlie, Western Australia, the impact of the Coronavirus (COVID-19) has been minimal. Whilst it has reduced the availability of staff, we have successfully recruited staff as required to conduct the Groups exploration program. Any change to the measures imposed by the Australian Government and Western Australian Government may affect the Group's future operations.

Figure 7: Patricia RC collar location plan



INFORMATION ON DIRECTORS

Jeffrey Williams

Non-Executive Chairman (appointed 5 August 2020)

Mr Williams has over 40 years' experience in the mining industry, with 16 years' experience as a professional mining engineer in Australia and seven years in the stockbroking industry. His mining experience ranges from mine planning, underground management and feasibility studies through to mine development.

Mr Williams was the Managing Director of Mineral Deposits Ltd for 15 years and departed in late 2011. He secured the Sabodala gold and Grande Cote zircon projects in Senegal in West Africa, and commenced gold production in March 2009. The market capitalisation of Mineral Deposits Ltd increased from A\$6m in 2003 to over A\$1b in 2011.

Interest in Shares: 1,187,500 Fully paid ordinary shares
Interest in Options: 2,000,000
Current Directorships: Horizon Minerals Ltd (appointed 14 June 2019, resigned 30 April 2020)
Herencia Resources plc (appointed 31 March 2017, resigned 2 November 2020)

Andrew Pumphrey

Managing Director & CEO (Appointed 5 August 2020)

Mr Pumphrey is a geologist and mine surveyor with over 30 years' experience in the mineral exploration industry. He has extensive field experience in exploring for gold, nickel, silver and zinc throughout Western Australia and has been involved with several private underground and open pit mining operations.

Based in Kalgoorlie since 1989, Mr Pumphrey has operated a successful exploration contracting business and has an extensive knowledge of the geology of the Eastern Goldfields. For the last five years, Mr Pumphrey has been working as the Operations Manager and General Manager for MacPhersons Resources Ltd and Horizon Minerals Ltd (ASX:HRZ). He previously worked as the Exploration Manager for MacPhersons Resources Ltd for four years.

Mr Pumphrey is a member of the Australian Institute of Geoscientists and a member of the Australasian Institute of Mining and Metallurgy.

Interest in Shares: 43,324,000 Fully paid ordinary shares
Interest in Options: 2,000,000
Current Directorships: Nil

Martin Holland

Executive Director, Head of Corporate (Appointed 5 August 2020)

Mr Holland is an Executive Director of OzAurum Resources Limited and Chairman and Managing Director of Cobre Ltd (CBE:ASX). He is a known mining executive with over 12 years' experience in M&A and corporate finance. Mr Holland was the founder and CEO of Lithium Power International (LPI:ASX) from 2015 to 2018. During this period, Mr Holland raised in excess of A\$70m of new equity to progress LPI's projects from acquisition and further exploration to a definitive feasibility study.

Mr Holland is the Chairman of Sydney based investment company, Holland International Pty Ltd, which has strong working relationships with leading institutions and banks across the globe.

Interest in Shares: 11,512,500 Fully paid ordinary shares
Interest in Options: 2,000,000
Current Directorships: Cobre Resources Limited (appointed 18 May 2018)
Armada Metals Limited (appointed 8 April 2021)

Andrew Tudor*Non-Executive Director* (appointed 5 August 2020)

Mr Tudor's experience has been gained over 34 years as a geologist in the mining industry. He has encompassed roles ranging from Managing Director/CEO of ASX listed companies to General Manager, Country Manager and Exploration Manager roles, as well as exploration and mine geology functions.

Mr Tudor has also held the position of General Manager and Principal Consultant of a global mineral consulting firm where his role concentrated on project assessment, due diligence and evaluation studies, in conjunction with geological and resource assessments.

Mr Tudor's career commenced exploring and mining gold in Western Australia and progressed to the varying gold and base metal environments of the Australasian/Pacific region.

Interest in Shares: 162,500 Fully paid ordinary shares
Interest in Options: 2,000,000
Current Directorships: Nexus Minerals Limited (appointed 6 July 2016)

Company Secretary**Stephen Hewitt-Dutton**

(Appointed 20 August 2020)

Mr Hewitt-Dutton has over 20 years of experience in corporate finance, accounting and company secretarial matters and holds a Bachelor of Business from Curtin University. Prior to joining OzAurum Resources Limited as permanent staff on 1 July 2021, he was an Associate Director of Trident Capital Pty Ltd for 12 years providing accounting and company secretarial services and corporate advice to listed and unlisted companies. He has held Financial Controller and Company Secretary positions for both public and private companies in excess of 20 years, including more than 10 years for listed mineral exploration companies.

Before joining Trident Capital Pty Ltd, Mr Hewitt-Dutton worked in a big 4 accounting firm and corporate accounting roles, and was an Associate Director of Carmichael Corporate Pty Ltd, where he assisted clients by providing equity market, IPO and M&A advice and assistance.

MEETINGS OF DIRECTORS

The number of directors' meetings held during the financial year and the number of meetings attended by each director is:

Director	Number Eligible to Attend	Meetings Attended
Jeffrey Williams	7	7
Andrew Pumphrey	7	7
Martin Holland	7	7
Andrew Tudor	7	6

The Company does not have a formally constituted audit committee as the board considers that the Group's size and type of operation do not warrant such a committee.

SIGNIFICANT CHANGES IN STATE OF AFFAIRS

There were no significant changes in the state of affairs of the Group.

EVENTS OCCURRING AFTER THE REPORTING PERIOD

There has been no matters or circumstances that has arisen after reporting date that has significantly affected, or may significantly affect, the operations of the consolidated entity, the results of those operations, or the state of affairs of the consolidated entity in future financial years.

LIKELY DEVELOPMENTS AND EXPECTED RESULTS OF OPERATIONS

The Group has two projects – Mulgabbie and Patricia – and manages the exploration on the projects. The Group will continue exploration of all projects and also to review other potential projects with the object of increasing shareholder value.

ENVIRONMENTAL REGULATION

The Group is aware of its environmental obligations with regards to its exploration activities and ensures that it complies with all regulations when carrying out any exploration work.

Greenhouse gas and energy data reporting requirements

The group has reviewed the reporting requirements of both the *Energy Efficiency Opportunities Act 2006* and the *National Greenhouse and Energy Reporting Act 2007*. Based on the Group's current operations, they are not required to register, nor are they required to report emissions data to the Greenhouse and Energy Data Officer.



REMUNERATION REPORT (AUDITED)

The information provided in this remuneration report has been audited as required by section 308(3C) of the *Corporations Act 2001*.

Key management personnel covered in this report:

Name	Position Held
Jeffrey Williams	Non-Executive Chairman (Appointed 5 August 2020)
Andrew Pumphrey	Managing Director & CEO (Appointed 5 August 2020)
Martin Holland	Executive Director, Head of Corporate (Appointed 5 August 2020)
Andrew Tudor	Non-Executive Director (Appointed 5 August 2020)

Remuneration policy

The remuneration policy of OzAurum Resources Limited has been designed to align director and executive objectives with shareholder and business objectives by providing a fixed remuneration component which is assessed on an annual basis in line with market rates and offering specific long-term incentives based on key performance areas affecting the economic entity's financial results. The board of OzAurum Resources Limited believes the remuneration policy to be appropriate and effective in its ability to attract and retain the best directors and executives to run and manage the economic entity.

The board's policy for determining the nature and amount of remuneration for board members and senior executives of the economic entity is as follows:

The remuneration policy, setting the terms and conditions for the executive directors and other senior executives, was developed by the board. All executives receive a base salary (which is based on factors such as length of service and experience) and superannuation. The board policy is to review executive packages annually by reference to the economic entity's performance, executive performance and comparable information from industry sectors and other listed companies in similar industries.

The board may exercise discretion in relation to approving incentives, bonuses and options. The policy is to attract the highest calibre of executives and reward them for performance that results in long-term growth in shareholder wealth.

Executives are also entitled to participate in the employee share and option arrangements. The executive directors and executives receive a superannuation guarantee contribution required by the government, which during the financial year was 10%, and do not receive any other retirement benefits. All remuneration paid to directors and executives is valued at the cost to the company and expensed. Options are valued using the Black-Scholes method.

The board policy is to remunerate non-executive directors at market rates for comparable companies for time, commitment and responsibilities. The board determines payments to the non-executive directors and reviews their remuneration annually, based on market practice, duties and accountability. Independent external advice is to be sought when required, however has not been sought during this reporting period. The directors set the maximum aggregate amount of fees that can be paid to non-executive directors at \$250,000 on 22 September 2020. Fees for non-executive directors are not linked to the performance of the economic entity. However, to align directors' interests with shareholder interests, the directors are encouraged to hold shares in the company and are able to participate in the employee option plan.

The objective of the Company's executive reward framework is set to attract and retain the most qualified and experienced directors and senior executives. The board ensures that executive reward satisfies the following key criteria for good reward governance practices:

- Competitiveness
- Acceptability to shareholders
- Performance linkage
- Capital management

Directors' fees

A director may be paid fees or other amounts as the directors determine where a director performs special duties or otherwise performs services outside the scope of the ordinary duties of a director. A director may also be reimbursed for out of pocket expenses incurred as a result of their directorship or any special duties.

Bonuses

No bonuses were given to key management personnel during the 2022 financial year.

Performance based remuneration

The Group currently has no performance-based remuneration component built into director and executive remuneration packages given that the Company is currently still in exploration phase. Therefore, all remuneration is fixed and no amount is considered at risk.

Group performance, shareholder wealth and director's and executive's remuneration

The remuneration policy has been tailored to increase goal congruence between shareholders and directors and executives.

Key management personnel

The following persons were key management personnel and specified executives of OzAurum Resources Limited during the financial year:

Name	Position Held
Directors	
Jeffrey Williams	Non-Executive Chairman (Appointed 5 August 2020)
Andrew Pumphrey	Managing Director & CEO (Appointed 5 August 2020)
Martin Holland	Executive Director, Head of Corporate (Appointed 5 August 2020)
Andrew Tudor	Non-Executive Director (Appointed 5 August 2020)

Remuneration paid and payable to key management personnel

2022	Jeffrey Williams \$	Andrew Pumphrey \$	Martin Holland \$	Andrew Tudor \$	Total \$
Short-term benefits					
Cash salary and fees	72,728	240,000	60,000	60,000	432,728
Other Fees	–	–	140,012	10,000	150,012
Post-Employment Benefits					
Pension & Superannuation	7,273	23,568	–	–	30,841
Share-based payments	–	–	–	–	–
Long-term benefits					
Annual and long service leave provided for	–	14,606	–	–	14,606
Total	80,001	278,174	200,012	70,000	628,187
Performance based remuneration	0%	0%	0%	0%	0%

2021	Jeffrey Williams \$	Andrew Pumphrey \$	Martin Holland \$	Andrew Tudor \$	Total \$
Short-term benefits					
Cash salary and fees	48,651	93,846	25,000	41,644	209,141
Other Fees	–	120,000	131,668	–	251,668
Post-Employment Benefits					
Pension & Superannuation	4,682	8,739	–	–	13,421
Share-based payments	71,152	71,152	69,548	71,152	283,004
Long-term benefits					
Annual and long service leave provided for	–	7,473	–	–	7,473
Total	124,485	301,210	226,216	112,796	764,707
Performance based remuneration	0%	0%	0%	0%	0%

Service and employment contracts of company directors

Andrew Pumphrey entered into an Employment Agreement with OzAurum Resources Limited dated 27 November 2020 with respect to his position as Managing Director and CEO. Details of contractual arrangements with Mr Pumphrey are as follows:

Commencement Date	5 February 2021, date of admission to the official list of ASX.
Term of engagement	No fixed term. Contract continues until terminated in accordance with the terms of the Contract.
Fixed remuneration	\$240,000 per annum, plus superannuation.
Other entitlements	Annual and other statutory leave.
Termination notice	6 months by the Company, 3 months by the individual or one month if the Company is subject a takeover.
Additional provisions	Contract contains additional provisions considered standard for employment agreements of this nature.

The Company entered into a Consultancy Agreement with Holland International Pty Ltd in relation to the services of Martin Holland in his position as Executive Director, Head of Corporate. Details of the Consultancy Agreement setting out the terms of Mr Holland's engagement are as follows:

Commencement Date	1 June 2021.
Term of engagement	No fixed term. Contract continues until terminated in accordance with the terms of the Contract.
Fixed remuneration	\$140,000 per annum.
Other entitlements	Nil.
Termination notice	3 months.
Additional provisions	Contract contains additional provisions considered standard for agreements of this nature.

The Company has entered into Non-Executive Director Agreements with each of Jeffrey Williams, Martin Holland and Andrew Tudor. The Non-Executive Director Agreements contain terms and conditions considered standard for agreements of this nature, including in relation to confidential information, intellectual property and disclosure of interests. Under their terms of engagement Mr Williams is entitled to Director's Fees of \$80,000. Messrs Holland and Tudor are entitled to Director's Fees of \$60,000 each.

Continued appointment of all is subject to the Corporations Act, Company's Constitution and the ASX Listing Rules.

Compensation options granted and exercised during the year

The Company issued 8,000,000 options during the prior financial period to Directors. The fair value of the options was determined using the Black-Scholes option valuation methodology and applying the inputs shown below. All options vested immediately on issue and were expensed during the 2021 financial period.

	Director options
Exercise Price	37.5c
Expiry Date	4 February 2026
Risk Free Rate	0.38%
Volatility	75%
Value per Option	\$0.035
Total Value of Options	\$283,004
Amount Expensed in 2021 Financial Period	\$283,004
Amount to be Expensed in Future Years	\$-

Options and rights holdings

Details of options and rights held directly, indirectly or beneficially by key management personnel and their related parties are as follows:

Name	Balance at 1 July 2021	Options Issued and Vested	Options Exercised or Expired	Bought & (Sold)	Balance at 30 June 2022
Jeffrey Williams	2,000,000	-	-	-	2,000,000
Andrew Pumphrey	2,000,000	-	-	-	2,000,000
Martin Holland	2,000,000	-	-	-	2,000,000
Andrew Tudor	2,000,000	-	-	-	2,000,000
Total	8,000,000	-	-	-	8,000,000

Shareholdings

Details of equity instruments (other than options and rights) held directly, indirectly or beneficially by key management personnel and their related parties are as follows:

Name	Balance at 1 July 2021	Granted as compensation	Other changes ¹	Balance at 30 June 2022
Jeffrey Williams	1,000,000	-	187,500	1,187,500
Andrew Pumphrey	43,136,500	-	187,500	43,324,000
Martin Holland	11,100,000	-	412,500	11,512,500
Andrew Tudor	100,000	-	62,500	162,500
Total	55,336,500	-	850,000	56,186,500

¹ Other Changes includes shares acquired and disposed other than in relation to the Directors' remuneration.

Loans from/to key management persons

During the financial year there were no loans to or from key management persons.

Other transactions and balances

The following related party transactions were recorded during the year. These amounts have not been included in the table of remuneration included in the Remuneration Report unless otherwise stated:

	2022 \$	2021 \$
Payments to Holland International Pty Ltd, an entity in which Martin Holland is a Director and shareholder, for consulting services provided ¹	140,012	131,668
Payments to North Eastern Goldfields Exploration Pty Ltd, an entity in which Andrew Pumphrey is a Director and shareholder, for:		
– Consulting services provided ¹	–	120,000
– Consideration for assets acquired	–	103,813
– Hire of equipment	23,790	3,360
Payments to Mining Gurus Pty Ltd, an entity in which Andrew Tudor is a Director and shareholder until 1 June 2021, for:		
– Provision of contract staff	–	373,207
– Provision of geological services ¹	10,000	–
Payments to Maroela Holdings Pty Ltd, an entity associated with Ms Jessica Holland, Martin Holland's spouse, for consultant investor relations services provided	33,000	–
Payments to Minorex Petrographic Services, a business associated with Alicia Verbeeten, Mr Andrew Pumphrey's spouse for consultant petrographic and technical services provided	8,090	–
Payments to James Pumphrey, Mr Andrew Pumphrey's son, being remuneration under an employment arrangement. Mr J Pumphrey was employed by the Group as a drillers assistant	4,084	–
	218,976	732,048

¹ Included in remuneration report.

Acquisition of tenements

During the prior financial period the Company acquired the Mulgabbie and Patricia projects which were partially held by Andrew Pumphrey. Andrew Pumphrey received the following portion of the consideration for the acquisition of the projects:

	2021 \$
Cash	231,917
Shares issued (6,029,833 Shares issued at \$0.10 per share)	602,983
Total Consideration	834,900

Acquisition of assets

During the prior financial period the Company acquired various items of plant and equipment which were held by Andrew Pumphrey and his related entity North Eastern Goldfields Exploration Pty Ltd. Andrew Pumphrey, and his controlled entity received \$103,813 cash consideration.

Liabilities at Reporting Date

Aggregate amounts of liabilities at reporting date relating to consulting services with directors of the group and director fees are as follows:

	2022 \$	2021 \$
Current liabilities		
Holland International Pty Ltd	18,334	23,834
Geox Pty Ltd	16,500	17,302
Andrew Pumphrey	22,000	22,000
North Eastern Goldfields Exploration Pty Ltd	37,281	–
Jeffrey Williams	6,033	13,333
	100,148	76,469

Amounts are non-interest bearing and are contractually due within 60 days.

Performance income as a proportion of total income

No performance-based bonuses have been paid to key management personnel during the financial year (2021: Nil).

Voting and comments made at the Group's Annual General Meeting

The Group received no votes against the remuneration report for the 2021 financial year. The Group did not receive any specific feedback at the AGM or throughout the year on its remuneration practices.

END OF REMUNERATION REPORT (AUDITED).

OPTIONS

At the date of this report there are 13,725,000 unissued ordinary shares of the Company under option.

	Director options	Broker options
Exercise Price	37.5c	37.5c
Expiry Date	4 February 2026	4 February 2024
Number outstanding at 30 June 2022	8,000,000	5,725,000

INDEMNIFYING OFFICERS

In accordance with the constitution, except as may be prohibited by the *Corporations Act 2001* every Officer, auditor or agent of the Company shall be indemnified out of the property of the Company against any liability incurred by him in his capacity as Officer, auditor or agent of the Company or any related corporation in respect of any act or omission whatsoever and howsoever occurring or in defending any proceedings, whether civil or criminal.

INDEMNIFICATION OF AUDITORS

To the extent permitted by law, the Company has agreed to indemnify its auditors, HLB Mann Judd (WA Partnership), as part of the terms of its audit engagement agreement against claims by third parties arising from the audit (for an unspecified amount). No payment has been made to indemnify HLB Mann Judd (WA Partnership) during or since the financial year.

PROCEEDINGS ON BEHALF OF GROUP

No person has applied for leave of Court under s.237 of the Corporations Act to bring proceedings on behalf of the Group or intervene in any proceedings to which the Group is a party for the purpose of taking responsibility on behalf of the Group for all or any part of these proceedings. The Group was not a party to any such proceedings during the year.

NON-AUDIT SERVICES

The Directors are satisfied that the provision of non-audit services, during the year, by the auditor or a related practice of the auditor is compatible with the general standard of independence for auditors imposed by the *Corporations Act 2001*.

During the prior financial period, the Group's then auditors (Ernst & Young) assisted the Group through the provision of taxation services and preparation of an investigating accountants report in conjunction with the Company's initial public offering. No other non – audit services have been provided by the Group's auditors. Remuneration paid to the Group's auditors is as below:

	2022 \$	2021 \$
Fees to HLB Mann Judd (WA Partnership)		
Fees for auditing the statutory financial report of the parent covering the group and auditing the statutory financial reports of any controlled entity	35,281	–
Total fees to HLB Mann Judd (WA Partnership)	35,281	–
Fees to Ernst & Young (Australia)		
Fees for auditing the statutory financial report of the parent covering the group and auditing the statutory financial reports of any controlled entity	–	60,000
Fees for other services:		
– Taxation compliance services	–	10,000
– Investigating accountants report	–	51,480
– Fees associated with change of auditors	4,694	–
Total fees to Ernst & Young (Australia)	4,694	121,480
Total	39,975	121,480

The Directors are also satisfied that the provision of non-audit services by the auditor, as set out in Note 10 to the financial statements, did not compromise the auditor independence requirements of the *Corporations Act 2001* for the following reasons:

- All non-audit services have been reviewed by the Board of Directors to ensure they do not impact the impartiality and objectivity of the auditor, and
- None of the services undermine the general principles relating to auditor's independence as set out in APES110: Code of Ethics for Professional Accountants.

AUDITOR'S INDEPENDENCE DECLARATION

The auditor's independence declaration under section 307C of the *Corporations Act 2001* for the year ended 30 June 2022 is set out on page 28.

This report is signed in accordance with a resolution of the Board of Directors.



Jeff Williams

Non-Executive Chairman

Dated this 20th day of September 2022

Competent Persons Statement

The information in this report that relates to exploration results is based on information compiled by Andrew Pumphrey who is a Member of the Australian Institute of Geoscientists and is a Member of the Australasian Institute of Mining and Metallurgy. Andrew Pumphrey is a full-time employee of OzAurum Resources Limited and has sufficient experience which is relevant to the style of mineralisation and type of deposit under consideration and to the activity which he is undertaking to qualify as a Competent Person as defined in the 2012 edition of the "Australasian Code for Reporting of Exploration Results, Mineral Resources and Ore Reserves". Mr Pumphrey has given his consent to the inclusion in this report of the matters based on the information in the form and context in which it appears.

Auditor's Independence Declaration



AUDITOR'S INDEPENDENCE DECLARATION

As lead auditor for the audit of the consolidated financial report of OzAurum Resources Limited for the year ended 30 June 2022, I declare that to the best of my knowledge and belief, there have been no contraventions of:

- a) the auditor independence requirements of the *Corporations Act 2001* in relation to the audit; and
- b) any applicable code of professional conduct in relation to the audit.

Perth, Western Australia
20 September 2022

N G Neill
Partner

hlb.com.au

HLB Mann Judd (WA Partnership) ABN 22 193 232 714

Level 4, 130 Stirling Street, Perth WA 6000 / PO Box 8124 Perth BC WA 6849

T: +61 (0)8 9227 7500 E: mailbox@hlbwa.com.au

Liability limited by a scheme approved under Professional Standards Legislation.

HLB Mann Judd (WA Partnership) is a member of HLB International, the global advisory and accounting network.

Consolidated Financial Statements

for the period ended 30 June 2022

Consolidated Financial Statements	29
Consolidated Statement of Profit or Loss and Other Comprehensive Income	30
Consolidated Statement of Financial Position	31
Consolidated Statement of Cash Flows	32
Consolidated Statement of Changes in Equity	33
Notes to the Consolidated Financial Statements	34
Directors' Declaration	58
Independent Audit Report	59
Corporate Governance	64
Additional Shareholder Information	71
Schedule of Mineral Tenements	74

Consolidated Statement of Profit or Loss and Other Comprehensive Income

for the period ended 30 June 2022

	Note	Year ended 30 June 2022 \$	Period ended 30 June 2021 \$
Other income	6	2,320	10,650
Exploration costs	16	(3,708,675)	(3,043,417)
Director fees		(200,000)	(119,977)
Compliance and professional fees		(285,031)	(680,844)
Depreciation		(111,012)	(38,534)
Administration expenses	7	(240,972)	(145,724)
Employee benefits expense		(335,915)	(151,118)
Occupancy costs		(4,809)	(14,375)
Interest expense		(9,741)	(921)
Share Based Payments		-	(283,004)
(Loss) before income tax		(4,893,835)	(4,467,264)
Income tax expense		-	-
(Loss) after tax		(4,893,835)	(4,467,264)
Other comprehensive income		-	-
Total comprehensive loss attributable to the members of OzAurum Resources Limited		(4,893,835)	(4,467,264)
(Loss) per share for the year/period attributable to members of OzAurum Resources Limited			
Basic and diluted loss per share (cents)	9	(4.27) cents	(5.18) cents

The above consolidated statement of profit or loss and other comprehensive income should be read in conjunction with the accompanying notes.

Consolidated Statement of Financial Position

as at 30 June 2022

	Note	30 June 2022 \$	30 June 2021 \$
ASSETS			
Current Assets			
Cash and cash equivalents	11	4,295,589	7,567,715
Other receivables	12	70,754	175,965
Other current assets		69,777	35,877
Total Current Assets		4,436,120	7,779,557
Non-Current Assets			
Property, plant and equipment	14	443,388	278,090
Right of use asset	15	66,183	100,714
Exploration assets	16	1,146,383	1,011,918
Total Non-Current Assets		1,655,954	1,390,722
Total Assets		6,092,074	9,170,279
LIABILITIES			
Current Liabilities			
Trade and other payables	17	531,100	566,391
Lease liability	23	34,741	30,377
Provisions		46,369	-
Total Current Liabilities		612,210	596,768
Non-Current Liabilities			
Lease liability	23	36,094	70,836
Provisions		4,564	-
Total Non-Current Liabilities		40,658	70,836
Total Liabilities		652,868	667,604
Net Assets		5,439,206	8,502,675
EQUITY			
Contributed equity	18	14,414,991	12,584,625
Reserves	19	385,314	385,314
Accumulated losses		(9,361,099)	(4,467,264)
TOTAL EQUITY		5,439,206	8,502,675

The above consolidated statement of financial position should be read in conjunction with the accompanying notes.

Consolidated Statement of Cash Flows

for the period ended 30 June 2022

Note	Year ended 30 June 2022 \$	Period ended 30 June 2021 \$
Cash flows from operating activities		
	(1,007,843)	(1,156,539)
	(3,728,865)	(2,718,405)
	12,245	–
	(9,741)	–
	(4,734,204)	(3,874,944)
Cash flows from investing activities		
	(134,465)	(325,000)
	(240,477)	(313,747)
	(374,942)	(638,747)
Cash flows from financing activities		
	2,000,000	13,005,000
	(132,603)	(923,594)
	(30,377)	–
	1,837,020	12,081,406
	(3,272,126)	7,567,715
	7,567,715	–
	4,295,589	7,567,715
11	4,295,589	7,567,715

The above consolidated statement of cash flows should be read in conjunction with the accompanying notes.

Consolidated Statement of Changes in Equity

for the period ended 30 June 2022

	Note	Ordinary Shares \$	Share Based Reserves \$	Accumulated Losses \$	Total Equity \$
Balance at 1 July 2021		12,584,625	385,314	(4,467,264)	8,502,675
Total comprehensive loss for the period		–	–	(4,893,835)	(4,893,835)
Shares issued – Security Placement Plan	18	745,880	–	–	745,880
Shares issued – Placement of SPP shortfall		1,254,120	–	–	1,254,120
Share Issue costs		(169,634)	–	–	(169,634)
Balance at 30 June 2022		14,414,991	385,314	(9,361,099)	5,439,206
Balance at incorporation		–	–	–	–
Total comprehensive loss for the period		–	–	(4,467,264)	(4,467,264)
Shares issued on incorporation of Company	18	5,000	–	–	5,000
Shares issued – Seed capital raising	18	1,000,000	–	–	1,000,000
Shares issued – on acquisition of tenements	18	650,000	–	–	650,000
Shares issued – Initial Public Offering	17	12,000,000	–	–	12,000,000
Share Issue costs		(1,070,375)	–	–	(1,070,375)
Options issued to Directors	22	–	283,004	–	283,004
Options issued to Lead Manager of IPO	22	–	102,310	–	102,310
Balance at 30 June 2021		12,584,625	385,314	(4,467,264)	8,502,675

The above consolidated statement of changes in equity should be read in conjunction with the accompanying notes.

Notes to the Consolidated Financial Statements

for the period ended 30 June 2022

1. CORPORATE INFORMATION

The consolidated financial report of OzAurum Resources Limited (“OzAurum”) for the year ended 30 June 2022 was authorised for issue in accordance with a resolution of the directors on 20 September 2022 and covers OzAurum Resources Limited as an individual entity as well as the Consolidated Entity consisting of OzAurum Resources Limited and its subsidiaries as required by the *Corporations Act 2001*.

The consolidated financial report is presented in the Australian currency.

OzAurum Resources Limited is a company limited by shares incorporated in Australia whose shares are publicly traded on the Australian Stock Exchange. OzAurum is a for profit entity.

2. SUMMARY OF SIGNIFICANT ACCOUNT POLICIES

The principal accounting policies adopted in the preparation of the financial report are set out below. These policies have been consistently applied, unless otherwise stated. The financial report includes separate financial statements for OzAurum Resources Limited as an individual entity and the consolidated entity consisting of OzAurum Resources Limited and its subsidiaries.

(a) Basis of Preparation

The financial report is a general purpose financial report which has been prepared in accordance with Australian Accounting Standards, other authoritative pronouncements of the Australian Accounting Standards Board and Interpretations and the *Corporations Act 2001*. OzAurum Resources Limited is a for-profit entity for the purpose of preparing the financial statements.

Compliance with IFRS

Australian Accounting Standards include Australian Equivalents to International Financial Reporting Standards (AIFRS). Compliance with AIFRS ensures that the financial report complies with International Financial Reporting Standards (IFRS).

Historical cost convention

These financial statements have been prepared under the historical cost convention.

Critical accounting estimates

The preparation of financial statements in conformity with AIFRS requires the use of certain critical accounting estimates. It also requires management to exercise its judgment in the process of applying the Group’s accounting policies. The areas involving a higher degree of judgment or complexity, or areas where assumptions and estimates are significant to the financial statements, are disclosed in Note 3.

(b) Basis of Consolidation

Subsidiaries

The consolidated financial statements comprise the financial statements of OzAurum Resources Limited and its subsidiaries at 30 June each year (“the Group”). Subsidiaries are all entities (including structured entities) over which the group has control. The group controls an entity when the group is exposed to, or has rights to, variable returns from its involvement with the entity and has the ability to affect those returns through its power to direct the activities of the entity. Subsidiaries are fully consolidated from the date on which control is transferred to the group. They are deconsolidated from the date that control ceases. The financial statements of subsidiaries are prepared for the same reporting period as the parent, using consistent accounting policies.

All intercompany balances and transactions, including unrealised profits arising from intragroup transactions have been eliminated. Unrealised losses are also eliminated unless costs cannot be recovered.

Non-controlling interests in the results and equity of subsidiaries are shown separately in the statement of profit or loss and other comprehensive income, statement of changes in equity and statement of financial position respectively.

Subsidiaries are accounted for in the parent entity’s financial statements at cost.

(c) Segment Reporting

Operating segments are reported in a manner consistent with the internal reporting provided to the chief operating decision maker. The chief operating decision maker, who is responsible for allocating resources and assessing performance of the operating segments, has been identified as the Board.

(d) Revenue Recognition

The consolidated entity recognises revenue as follows:

Interest

Interest revenue is recognised as interest accrues using the effective interest method. This is a method of calculating the amortised cost of a financial asset and allocating the interest income over the relevant period using the effective interest rate, which is the rate that exactly discounts estimated future cash receipts through the expected life of the financial asset to the net carrying amount of the financial asset.

Other revenue

Other revenue is recognised when it is received or when the right to receive payment is established.

(e) Income Tax

The income tax expense for the year is the tax payable on the current period’s taxable income based on the national income tax rate for each jurisdiction adjusted by changes in deferred tax assets and liabilities attributable to temporary differences between the tax base of assets and liabilities and their carrying amounts in the financial statements, and to unused tax losses.

(f) Impairment of Non-Financial Assets

At each reporting date the Group assesses whether there is any indication that individual assets are impaired. Where impairment indicators exist, recoverable amount is determined and impairment losses are recognised in the statement of profit or loss and other comprehensive income where the asset’s carrying value exceeds its recoverable amount. Recoverable amount is the higher of an asset’s fair value less costs to sell and value in use. For the purpose of assessing value in use, the estimated future cash flows are discounted to their present value using a pre-tax discount rate that reflects current market assessments of the time value of money and the risks specific to the asset.

Where it is not possible to estimate recoverable amount for an individual asset, recoverable amount is determined for the cash-generating unit to which the asset belongs.

(g) Cash and Cash Equivalents

For consolidated statement of cash flows presentation purposes, cash and cash equivalents includes cash on hand, deposits held at call with financial institutions, other short-term, highly liquid investments with original maturities of three months or less that are readily convertible to known amounts of cash and which are subject to an insignificant risk of changes in value, and bank overdrafts.

(h) Trade and Other Receivables

Other receivables are recognised at amortised cost, less any allowance for expected credit losses.

(i) Financial instruments

Recognition, initial measurement and derecognition

Financial assets and financial liabilities are recognised when the Group becomes a party to the contractual provisions of the financial instrument, and are measured initially at fair value adjusted by transactions costs, except for those carried at fair value through profit or loss, which are measured initially at fair value. Subsequent measurement of financial assets and financial liabilities are described below.

Financial assets are derecognised when the contractual rights to the cash flows from the financial asset expire, or when the financial asset and all substantial risks and rewards are transferred. A financial liability is derecognised when it is extinguished, discharged, cancelled or expires.

Classification and subsequent measurement of financial assets

Except for those trade receivables that do not contain a significant financing component and are measured at the transaction price in accordance with AASB 15, all financial assets are initially measured at fair value adjusted for transaction costs (where applicable).

For the purpose of subsequent measurement, financial assets are classified into the following categories upon initial recognition:

- amortised cost
- fair value through profit or loss (FVPL)
- equity instruments at fair value through other comprehensive income (FVOCI)
- debt instruments at fair value through other comprehensive income (FVOCI)

All income and expenses relating to financial assets that are recognised in profit or loss are presented within finance costs, finance income or other financial items, except for impairment of trade receivables which is presented within other expenses.

Classifications are determined by both:

- The entity business model for managing the financial asset
- The contractual cash flow characteristics of the financial assets
- All income and expenses relating to financial assets that are recognised in profit or loss are presented within finance costs, finance income or other financial items, except for impairment of trade receivables, which is presented within other expenses.

Subsequent measurement financial assets

Financial assets at amortised cost

Financial assets are measured at amortised cost if the assets meet the following conditions (and are not designated as FVTPL):

- they are held within a business model whose objective is to hold the financial assets and collect its contractual cash flows
- the contractual terms of the financial assets give rise to cash flows that are solely payments of principal and interest on the principal amount outstanding
- After initial recognition, these are measured at amortised cost using the effective interest method. Discounting is omitted where the effect of discounting is immaterial. The Group's cash and cash equivalents, trade and most other receivables fall into this category of financial instruments.

Financial assets at fair value through profit or loss (FVPL)

Financial assets that are held within a different business model other than 'hold to collect' or 'hold to collect and sell' are categorised at fair value through profit and loss. Further, irrespective of business model financial assets whose contractual cash flows are not solely payments of principal and interest are accounted for at FVPL. All derivative financial instruments fall into this category, except for those designated and effective as hedging instruments, for which the hedge accounting requirements apply (see below).

Impairment of financial assets

AASB 9's impairment requirements use more forward looking information to recognize expected credit losses – the 'expected credit losses (ECL) model'. Instruments within the scope of the new requirements included loans and other debt-type financial assets measured at amortised cost and FVOCI, trade receivables, contract assets recognised and measured under AASB 15 and loan commitments and some financial guarantee contracts (for the issuer) that are not measured at fair value through profit or loss.

The Group considers a broader range of information when assessing credit risk and measuring expected credit losses, including past events, current conditions, reasonable and supportable forecasts that affect the expected collectability of the future cash flows of the instrument.

In applying this forward-looking approach, a distinction is made between:

- financial instruments that have not deteriorated significantly in credit quality since initial recognition or that have low credit risk ('Stage 1') and
- financial instruments that have deteriorated significantly in credit quality since initial recognition and whose credit risk is not low ('Stage 2').
- 'Stage 3' would cover financial assets that have objective evidence of impairment at the reporting date. '12-month expected credit losses' are recognised for the first category while 'lifetime expected credit losses' are recognised for the second category.

Measurement of the expected credit losses is determined by a probability-weighted estimate of credit losses over the expected life of the financial instrument.

Trade and other receivables and contract assets

The Group makes use of a simplified approach in accounting for trade and other receivables as well as contract assets and records the loss allowance at the amount equal to the expected lifetime credit losses. In using this practical expedient, the Group uses its historical experience, external indicators and forward-looking information to calculate the expected credit losses using a provision matrix.

The Group assess impairment of trade receivables on a collective basis as they possess credit risk characteristics based on the days past due. The Group has nil trade receivables as at 30 June 2022.

The Group's financial liabilities include trade and other payables.

Financial liabilities are initially measured at fair value, and, where applicable, adjusted for transaction costs unless the Group designated a financial liability at fair value through profit or loss.

Subsequently, financial liabilities are measured at amortised cost using the effective interest method except for derivatives and financial liabilities designated at FVPL, which are carried subsequently at fair value with gains or losses recognised in profit or loss (other than derivative financial instruments that are designated and effective as hedging instruments).

All interest-related charges and, if applicable, changes in an instrument's fair value that are reported in profit or loss are included within finance costs or finance income.

(j) Exploration, Evaluation and Development Expenditure

Exploration and evaluation costs including costs of studies, exploratory drilling, trenching and sampling and associated activities and an allocation of depreciation and amortisation of assets used in exploration and evaluation activities along with those for general and administrative costs are expensed in the period they are incurred. Acquisition costs of acquiring the tenements are capitalised until the viability of the area of interest is determined. Those acquisition costs are carried forward when the following conditions are satisfied:

- (i) the rights to tenure of the area of interest are current; and
- (ii) at least one of the following conditions is also met:
 - a) the exploration and evaluation expenditures are expected to be recouped through successful development and exploration of the area of interest, or alternatively, by its sale; or
 - b) exploration and evaluation activities in the area of interest have not at the reporting date reached a stage which permits a reasonable assessment of the existence or otherwise of economically recoverable reserves, and active and significant operations in, or in relation to, the area of interest are continuing.

Exploration and evaluation assets are assessed for impairment when facts and circumstances suggest that the carrying amount of

an exploration and evaluation asset may exceed its recoverable amount. The recoverable amount of the exploration and evaluation asset (for the cash generating unit(s) to which it has been allocated being no larger than the relevant area of interest) is estimated to determine the extent of the impairment loss (if any). Where an impairment loss subsequently reverses, the carrying amount of the asset is increased to the revised estimate of its recoverable amount, but only to the extent that the increased carrying amount does not exceed the carrying amount that would have been determined had no impairment loss been recognised for the asset in previous years.

Where a decision has been made to proceed with development in respect of a particular area of interest, the relevant exploration and evaluation asset is tested for impairment and the balance is then reclassified to development.

(k) Property, Plant and Equipment

All property, plant and equipment is stated at historical cost less depreciation. Historical cost includes expenditure that is directly attributable to the acquisition of the items.

Subsequent costs are included in the asset's carrying amount or recognised as a separate asset, as appropriate, only when it is probable that future economic benefits associated with the item will flow to the Group and the cost of the item can be measured reliably. The carrying amount of the replaced part is derecognised. All other repairs and maintenance are charged to the statement of profit or loss and other comprehensive income during the reporting period in which they are incurred.

Land is not depreciated. Depreciation on other assets is calculated on a straight-line basis over the estimated useful life of the asset as follows:

Vehicles	3–5 years
Furniture, fittings and equipment	3–8 years
Software	1–4 years
Plant and equipment	10–15 years

The assets' residual values and useful lives are reviewed and adjusted, if appropriate, at each reporting date.

An asset's carrying amount is written down immediately to its recoverable amount if the asset's carrying amount is greater than its estimated recoverable amount (Note 2(f)).

Gains and losses on disposals are calculated as the difference between the net disposal proceeds and the asset's carrying amount and are included in the statement of profit or loss and other comprehensive income in the year that the item is derecognised.

(l) Right-of-Use Asset

The Group as a lessee

At lease commencement date, the Group considers whether a contract is, or contains a lease. A lease is defined as 'a contract, or part of a contract, that conveys the right to use an asset (the underlying asset) for a period in exchange for consideration'. To apply this definition the Group assesses whether the contract meets three key evaluations which are whether:

- The contract contains an identified asset, which is either explicitly identified in the contract or implicitly specified by being identified at the time the asset is made available to the Group.
- The Group has the right to obtain substantially all of the economic benefits from use of the identified asset throughout the period of use, considering its rights within the defined scope of the contract.
- The Group has the right to direct the use of the identified asset throughout the period of use. The Group assess whether it has the right to direct 'how and for what purpose' the asset is used throughout the period of use.

Measurement and recognition of leases as a lessee

At lease commencement date, the Group recognises a right-of-use asset and a lease liability on the statement of financial position. The right-of-use asset is measured at cost, which is made up of the initial measurement of the lease liability, any initial direct costs incurred by the Group, an estimate of any costs to dismantle and remove the asset at the end of the lease, and any lease payments made in advance of the lease commencement date (net of any incentives received).

The Group depreciates the right-of-use asset on a straight-line basis from the lease commencement date to the earlier of the end of the useful life of the right-of-use asset or the end of the lease term. The Group also assesses the right-of-use asset for impairment when such indicators exist.

At the commencement date, the Group measures the lease liability at the present value of the lease payments unpaid at that date, discounted using the interest rate implicit in the lease if that rate is readily available or the Group's incremental borrowing rate.

Lease payments included in the measurement of the lease liability are made up of fixed payments (including in substance fixed), variable payments based on an index or rate, amounts expected to be payable under a residual value guarantee and payments arising from options reasonably certain to be exercised.

Subsequent to initial measurement, the liability will be reduced for payments made and increased for interest. It is remeasured to reflect any reassessment or modification, or if there are changes in in-substance fixed payments.

When the lease liability is remeasured, the corresponding adjustment is reflected in the right-of-use asset, or profit and loss if the right-of-use asset is already reduced to zero.

The Group has elected to account for short-term leases and leases of low-value assets using the practical expedients. Instead of recognising a right-of-use asset and lease liability, the payments in relation to these are recognised as an expense in profit or loss on a straight-line basis over the lease term.

(m) Trade and Other Payables

Trade and other payables represent liabilities for goods and services provided to the Group prior to the year end and which are unpaid. These amounts are unsecured and have 30-60 day payment terms.

(n) Dividends

Provision is made for the amount of any dividend declared, being appropriately authorised and no longer at the discretion of the entity, on or before the end of the reporting period but not distributed at the end of the reporting period.

(o) Employee Benefit Provisions

Short term obligations

Liabilities for wages and salaries, including non-monetary benefits and annual leave are recognised in respect of employees' services rendered up to reporting date and measured at amounts expected to be paid when the liabilities are settled. Liabilities for non-accumulating sick leave are recognised when leave is taken and measured at the actual rates paid or payable. Liabilities for wages and salaries are included as part of Other Payables and liabilities for annual sick leave are included as part of Employee Benefit Provisions.

Other Long term employee benefit obligations

Liabilities for long service leave are recognised as part of the provision for employee benefits and measured as the present value of expected future payments to be made in respect of services provided by employees to the reporting date using the projected unit credit method. Consideration is given to expected future salaries and wages levels, experience of employee departures and periods of service. Expected future payments are discounted using the corporate bond rate at reporting date with terms to maturity and currency that match, as closely as possible, the estimated future cash outflows.

(p) Contributed Equity

Ordinary shares are classified as equity.

Costs directly attributable to the issue of new shares or options are shown as a deduction from the equity proceeds, net of any income tax benefit. Costs directly attributable to the issue of new shares or options associated with the acquisition of a business are included as part of the purchase consideration.

(q) Earnings Per Share

Basic earnings per share

Basic earnings per share is calculated by dividing the net loss attributable to equity holders of the Group, excluding any costs of servicing equity other than ordinary shares, by the weighted average number of ordinary shares outstanding during the financial year, adjusted for bonus elements in ordinary shares issued during the year.

Diluted earnings per share

Earnings used to calculate diluted earnings per share are calculated by adjusting the basic earnings by the after-tax effect of dividends and interest associated with dilutive potential ordinary shares. The weighted average number of shares used is adjusted for the weighted average number of shares assumed to have been issued for no consideration in relation to dilutive potential ordinary shares.

(r) Goods and Services Tax (GST)

Revenues, expenses and assets are recognised net of GST except where GST incurred on a purchase of goods and services is not recoverable from the taxation authority, in which case the GST is recognised as part of the cost of acquisition of the asset or as part of the expense item.

Receivables and payables are stated with the amount of GST included. The net amount of GST recoverable from, or payable to, the taxation authority is included as part of receivables or payables in the statement of financial position.

Cash flows are included in the cash flow statement on a gross basis and the GST component of cash flows arising from investing and financing activities, which is recoverable from, or payable to, the taxation authority, are classified as operating cash flows.

Commitments and contingencies are disclosed net of the amount of GST recoverable from, or payable to, the taxation authority.

(s) New and Amended Accounting Standards and Interpretations

The Group applied relevant new standards and amendments, which are effective for annual years beginning on or after 1 January 2021. The Group has not early adopted any other standard, interpretation or amendment that has been issued but is not yet effective.

(t) Standards Issued but not yet Effective

The standards and interpretations that are issued, but not yet effective, up to the date of issuance of the Group's financial statements are disclosed below. The Group intends to adopt these standards, if applicable, when they become effective for the group.

Effective Date	Reference	New Standard, Interpretation and Amendments
1 January 2022	AASB 2020-3	Amendments to Australian Accounting Standards – Annual Improvements 2018–2020 and other Amendments
1 January 2023	AASB 2020-1 AASB 2020-6	Amendments to Australian Accounting Standards – Classification of Liabilities as Current or Non-Current
1 January 2023	AASB 2020-2	Amendments to Australian Accounting Standards – Disclosure of Accounting Policies and Definition of Accounting Estimates
1 January 2023	AASB 3032-5	Amendments to Australian Accounting Standards – Deferred Tax related to Assets and Liabilities arising from a Single Transaction

3. ACCOUNTING ESTIMATES AND JUDGMENTS

Estimates and judgments are continually evaluated and are based on historical experience and other factors, including expectations of future events that may have a financial impact on the entity and that are believed to be reasonable under the circumstances. There are no estimates, assumptions or judgments that are expected to have a significant risk of causing a material adjustment to the carrying amounts of assets and liabilities within the next financial year, except for the following:

Exploration and Evaluation Assets

Acquisition costs in respect of each identifiable area of interest. These costs are carried forward in respect of an area that has not, at reporting date, reached a stage which permits a reasonable assessment of the existence or otherwise of economically recoverable reserves. The future recoverability of exploration and evaluation expenditure is dependent on a number of factors, including whether the Group decides to exploit the related tenement itself, or if not, whether it successfully recovers the related exploration and evaluation assets through sale. Factors that could impact the future recoverability include the level of reserves and resources, future technological changes, which could impact the cost of mining and changes to commodity prices.

Share Based Payments

The Group measures the cost of equity-settled transactions with other parties by reference to the fair value of the goods or services received. Where the fair value of the goods or services cannot be reliably determined, or where the goods or services cannot be identified, the Group measures the cost of the transaction by reference to the fair value of the equity instruments granted. The fair value is determined by using either the quoted market price (if available) or the Black-Scholes model taking into account the terms and conditions upon which the instruments were granted. The accounting estimates and assumptions relating to equity-settled share-based payments would have no impact on the carrying amounts of assets and liabilities within the next annual reporting period but may impact profit or loss and equity. Refer to note 22 for further information.

4. SEGMENT REPORTING

Operating segments are reported in a manner consistent with the internal reporting provided to the chief operating decision maker. The chief operating decision maker, who is responsible for allocating resources and assessing performance of the operating segments, has been identified as the Board of Directors.

OzAurum Resources Limited operates in the mineral exploration industry in Australia.

Given the nature of the Group, its size and current operations, management does not treat any part of the Group as a separate operating segment. Internal financial information used by the Group's decision makers is presented on a "whole of entity" manner without dissemination to any separately identifiable segments.

The Group's management operate the business as a whole without any special responsibilities for any separately identifiable segments of the business.

Accordingly, the financial information reported elsewhere in this financial report is representative of the nature and financial effects of the business activities in which it engages and the economic environments in which it operates.

5. PARENT INFORMATION

Statement of Financial Position

	2022 \$	2021 \$
Assets		
Current assets	4,436,120	7,779,559
Non-current assets	1,655,954	1,353,802
Total assets	6,092,074	9,133,361
Liabilities		
Current liabilities	612,210	559,850
Non-current liabilities	40,658	70,836
Total liabilities	652,868	630,686
Equity		
Contributed equity	14,414,991	12,584,625
Reserves	385,314	385,314
Accumulated losses	(9,361,099)	(4,467,264)
Total equity	5,439,206	8,502,675
Total loss for the year/period	(4,893,835)	(4,467,264)
Total comprehensive loss	(4,893,835)	(4,467,264)

Guarantees

OzAurum Resources Limited has not entered into any guarantees, in the current or previous financial periods, in relation to the debt of its subsidiaries.

Contractual Commitments

At 30 June 2022, OzAurum Resources Limited has not entered into any contractual commitments for the acquisition of property, plant and equipment (2021: Nil).

6. OTHER INCOME

	2022 \$	2021 \$
Interest Income	2,320	10,650
	2,320	10,650

7. EXPENSES

	2022 \$	2021 \$
Loss before income tax includes the following specific expenses:		
Depreciation expense	111,012	38,534
Compliance and professional fees	285,031	680,844
Occupancy expenses	4,809	14,375
Share based payment expense	–	283,004
Interest expense	9,741	921
Other		
Exploration costs	3,708,675	3,043,417

8. INCOME TAX EXPENSE

	2022 \$	2021 \$
a) Income tax expense		
Current tax expense	–	–
Deferred tax expense	–	–
Total income tax expense per income statement	–	–
b) Numerical reconciliation between tax expense and pre-tax net profit or (loss)		
Net profit/(loss) before tax	(4,893,835)	(4,467,264)
Corporate tax rate applicable	30%	30%
Income tax expense/(benefit) on above at applicable corporate rate	(1,468,150)	(1,340,179)
Increase/(decrease) in income tax due to tax effect of:		
Share based payments expense	–	84,901
Current year tax losses not recognised	1,535,861	1,313,362
Deductible equity raising costs	(68,262)	(58,084)
Income tax expense attributable to the Group	–	–



Deferred tax assets and liabilities	2022 \$	2021 \$
c) Recognised deferred tax assets and liabilities	30%	30%
Deferred tax assets		
Employee provisions	15,280	–
Other provisions and accruals	24,120	26,384
Right of use assets	1,395	150
Tax Losses	92,774	18,726
	133,569	45,260
Set-off of deferred tax liabilities	(133,569)	(45,260)
Net deferred tax assets	–	–
Deferred tax liabilities		
Prepayments	(1,430)	–
Exploration and mine properties	(46,824)	(8,409)
Plant & equipment	(85,097)	(33,656)
Unearned income	(218)	(3,195)
Gross deferred tax liabilities	(133,569)	(45,260)
Set-off of deferred tax liabilities	133,569	45,260
Net deferred tax liabilities	–	–
d) Unused tax losses and temporary differences for which no deferred tax asset has been recognised		
Deferred tax assets have not been recognised in respect of the following using corporate tax rates of:	30%	30%
Deductible temporary differences	214,964	232,336
Tax revenue losses	2,849,223	1,313,362
Tax capital losses	–	–
Total unrecognised deferred tax assets	3,064,187	1,545,698

The corporate tax rates on both recognised and unrecognised deferred tax assets and deferred tax liabilities have been calculated with respect to the tax rate that is expected to apply in the year the deferred tax asset is realised or the liability is settled.

The tax benefits of the above deferred tax assets will only be obtained if:

- the Group derives future assessable income of a nature and of an amount sufficient to enable the benefits to be utilised;
- the Group continues to comply with the conditions for deductibility imposed by law; and
- no changes in income tax legislation adversely affect the Group in utilising the benefits.

9. LOSS PER SHARE

Reconciliation of earnings used in calculating loss per share

	2022 \$	2021 \$
Basic and diluted loss per share		
Loss from operations attributable to ordinary equity holders of OzAurum Resources Limited used to calculate basic loss per share	4,893,835	4,467,264
	2022 Number	2021 Number
Weighted average number of ordinary shares used as the denominator in calculating basic loss per share	114,534,153	86,159,485

The Company's potential ordinary shares, being options granted, are not considered dilutive as conversion of these shares would result in a decrease in the net loss per share.

10. AUDITOR'S REMUNERATION

	2022 \$	2021 \$
Fees to HLB Mann Judd		
Fees for auditing the statutory financial report of the parent covering the group and auditing the statutory financial reports of any controlled entity	35,281	-
Fees for other services:	-	-
	35,281	-
Fees to Ernst & Young (Australia)		
Fees for auditing the statutory financial report of the parent covering the group and auditing the statutory financial reports of any controlled entity	-	60,000
Fees for other services:		
- Taxation compliance services	-	10,000
- Investigating accountants report	-	51,480
- Fees associated with change of auditors	4,694	
	4,694	121,480
Total auditors' remuneration	39,975	121,480

11. CASH AND CASH EQUIVALENTS

	2022 \$	2021 \$
Cash at bank and in hand	3,295,589	567,715
Term deposits	1,000,000	7,000,000
	4,295,589	7,567,715

Cash at bank and in hand, are not interest bearing, cash held in term deposits does earn interest.

Reconciliation of Cash

The above figures are reconciled to the cash at the end of the financial period as shown in the statement of cash flows as follows:

	2022 \$	2021 \$
Balances as above	4,295,589	7,567,715
Balances per statement of cash flows	4,295,589	7,567,715

The Group's exposure to interest rate risk is discussed in Note 20. The maximum exposure to credit risk at the end of the reporting period is the carrying amount of each class of cash and cash equivalents mentioned above.

12. TRADE AND OTHER RECEIVABLES

	2022 \$	2021 \$
Interest receivable	725	10,650
GST receivable	70,029	165,315
	70,754	175,965

As of 30 June 2022 and 2021, there were no trade or other receivables which were past due but not impaired. Please refer to Note 20 for assessment of Financial Risk Management.

13. SUBSIDIARIES

The consolidated financial statements incorporate the assets, liabilities and results of the following subsidiaries in accordance with the accounting policy described in Note 2(b).

	Country of incorporation	Class of shares	Equity holding	
			2022	2021
OzAurum Mines Pty Ltd	Australia	Ordinary	100%	100%

The proportion of ownership interest is equal to the proportion of voting power held.

14. PROPERTY, PLANT AND EQUIPMENT

	2022 \$	2021 \$
Motor vehicles		
At cost	181,222	60,000
Accumulated depreciation	(21,547)	(3,879)
	159,675	56,121
Property improvements		
At cost	167,877	167,877
Accumulated depreciation	(49,494)	(16,805)
	118,383	151,072
Plant and equipment		
At cost	134,568	20,801
Accumulated depreciation	(14,411)	(4,901)
	120,157	15,900
Office furniture and equipment		
At cost	71,861	65,068
Accumulated depreciation	(26,688)	(10,071)
	45,173	54,997

Reconciliation

	2022 \$	2021 \$
Motor vehicles		
Opening balance	56,121	–
Additions	121,222	60,000
Depreciation charge for the year/period	(17,668)	(3,879)
Closing balance, net of accumulated depreciation and impairment	159,675	56,121
Property improvements		
Opening balance	151,072	–
Additions	–	167,877
Depreciation charge for the year/period	(32,689)	(16,805)
Closing balance, net of accumulated depreciation and impairment	118,383	151,072

	2022 \$	2021 \$
Plant and equipment		
Opening balance	15,900	–
Additions	113,763	20,801
Depreciation charge for the year/period	(9,506)	(4,901)
Closing balance, net of accumulated depreciation and impairment	120,157	15,900
Office furniture and equipment		
Opening balance	54,997	–
Additions	6,794	65,068
Depreciation charge for the year/period	(16,618)	(10,071)
Closing balance, net of accumulated depreciation and impairment	45,173	54,997
	443,388	278,090

15. RIGHT OF USE ASSET

	2022 \$	2021 \$
Right of Use Asset: Office		
Gross carrying amount		
Opening balance	103,592	–
Additions	–	103,592
Closing balance	103,592	103,592
Less accumulated depreciation		
Opening balance	(2,878)	–
Depreciation for the year/period	(34,531)	(2,878)
Closing balance	(37,409)	(2,878)
Net book value at 30 June 2022	66,183	100,714

16. EXPLORATION ASSETS

	2022 \$	2021 \$
Exploration and evaluation phases		
At cost	1,146,383	1,011,918
Reconciliation		
Balance at beginning of year/period	1,011,918	–
Acquisition of Mulgabbie and Patricia projects	–	936,918
Acquisition of additional tenement at Patricia (cash)	–	75,000
Acquisition of additional tenement at Mulgabbie (cash)	120,000	–
Payment of stamp duty on acquisitions	14,465	–
Closing balance	1,146,383	1,011,918
Exploration expenditure expensed during the year/period	3,708,675	3,043,417

Acquisition of Mulgabbie and Patricia projects

On 19 October 2020, the OzAurum Group entered into Option to acquire 100% ownership of the Mulgabbie Tenements and the Patricia Tenements.

OzAurum Mines has acquired a 100% interest in all of the Tenements and Tenement Applications pursuant to completion of the Option Agreements that occurred on 27 October 2020.

The OzAurum Group's two projects, the Mulgabbie Project and Patricia Project, together cover an area of approximately 70.6km².

The total acquisition cost of the Tenements is comprised as follows:

	2021 \$
Cash	250,000
Shares issued (6,500,000 Shares issued at \$0.10 per share)*	650,000
Stamp duty on acquisition (estimate)	36,918
Closing Balance	936,918

* The above shares were valued based on the market value of the company's shares on the date of issue because it was not possible to reasonably estimate the fair value of the tenements at the time that the acquisition was made.

Exploration costs are only carried forward to the extent that they are expected to be recouped through the successful development or sale of the area or where activities in the area have not yet reached a stage that permits reasonable assessment of the existence of economically recoverable reserves.

Under the terms of acquisition of the Tenements, the Company was assigned the obligation to pay a 2% net smelter royalty to Excelsior Resources Ltd on gold production over 100,000 ounces from the Mulgabbie project. The fair value of the royalty on initial recognition and subsequent remeasurement at 30 June 2022 is not considered material and no liability has been recognised. The Company will remeasure the value of the royalty each reporting period with any movement in the liability recognised through profit and loss.

17. TRADE AND OTHER PAYABLES

	2022 \$	2021 \$
Trade payables ¹	421,477	273,418
Accruals	46,416	228,818
Other payables	63,207	64,155
	531,100	566,391

Note 1: Trade payables are non-interest bearing and are normally settled within 30-day terms.

18. CONTRIBUTED EQUITY

	2022 \$	2021 \$
Ordinary shares	14,414,991	12,584,625

	2022 No.	2022 \$	2021 No.	2021 \$
Movements in ordinary shares on issue				
Shares on issue at beginning of period	114,500,000	12,584,625	-	-
- Shares issued – Incorporation	-	-	50,000,000	5,000
- Shares issued – Seed raising	-	-	10,000,000	1,000,000
- Shares issued – Consideration shares ¹	-	-	6,500,000	650,000
- Shares issued – IPO	-	-	48,000,000	12,000,000
- Shares issued – Security purchase plan	4,661,753	745,880	-	-
- Shares issued – SPP Shortfall	7,838,247	1,254,120	-	-
- Issue costs	-	(169,634)	-	(1,070,375)
At 30 June	127,000,000	14,414,991	114,500,000	12,584,625

Note 1: During the year the Group successfully completed an Underwritten Security Purchase Plan (SPP). The Company received applications under the SPP for 4,661,753 New Shares totalling \$745,880. The SPP was underwritten to \$2.0 million by Canaccord Genuity (Australia) Limited who acted as Lead Manager and Underwriter to the SPP. A total of 7,838,247 New Shares, totalling \$1,254,120, were placed with the underwriter.

Note 2: During the prior period, the Company acquired the Mulgabbie and Patricia projects. The Projects were acquired by the Company's subsidiary OzAurum Mines Pty Ltd. The Consideration for the purchase included 6,500,000 ordinary Shares issued at a price of \$0.10 (Note 16).

Ordinary shares

Ordinary shareholders are entitled to participate in dividends and the proceeds on winding up of the company in proportion to the number of and amounts paid on the shares held. Every ordinary shareholder present at a meeting in person or by proxy is entitled to one vote on a show of hands or by poll.

Options

	2022 No.	2022 Weighted average exercise price \$	2021 No.	2021 Weighted average exercise price \$
Outstanding at beginning of period	13,725,000	0.375	–	–
Issued during the period – Director Options	–	–	8,000,000	0.375
Issued during the period – Broker Options ¹	–	–	5,725,000	0.375
Outstanding at the end of the period	13,725,000	0.375	13,725,000	0.375
Exercisable at the end of the period	13,725,000	0.375	13,725,000	0.375

Note 1: Under the terms of their appointment as Lead Manager, Canaccord received Broker Options equating to 5% of the total share capital of the Company as at Admission to ASX.

Capital risk management

The Group's and the parent entity's objectives when managing capital are to safeguard their ability to continue as a going concern, so that they can continue to provide returns for shareholders and benefits for other stakeholders and to maintain an optimal capital structure to reduce the cost of capital.

In order to maintain or adjust the capital structure, the Group may adjust the amount of dividends paid to shareholders, return capital to shareholders, issue new shares or sell assets to reduce debt.

19. RESERVES

Share-based Payments Reserve

	2022 \$	2021 \$
Director Options	283,004	283,004
Broker Options	102,310	102,310
	385,314	385,314

Further details shown in note 22.

20. FINANCIAL RISK MANAGEMENT

(a) General objectives, policies and processes

In common with all other businesses, the Group is exposed to risks that arise from its use of financial instruments. This note describes the Group's objectives, policies and processes for managing those risks and the methods used to measure them. Further quantitative information in respect of these risks is presented throughout these financial statements.

The Group's principal financial instruments comprise cash and short term deposits. The main purpose of the financial instruments is to earn the maximum amount of interest at a low risk to the Group. The Group also has other financial instruments such as other debtors and creditors which arise directly from its operations. For the current financial year, it has been the Group's policy not to trade in financial instruments.

The main risks arising from the Group's financial instruments are interest rate risk, liquidity risk and credit risk. There have been no substantive changes in the Group's exposure to financial instrument risks, its objectives, policies and processes for managing those risks or the methods used to measure them during the period unless otherwise stated in this note.

All loans to subsidiary companies are eliminated on consolidation and therefore do not expose the group to credit risk.

The Board has overall responsibility for the determination of the Group's risk management objectives and policies. The Group's risk management policies and objectives are designed to minimise the potential impacts of these risks on the results of the Group where such impacts may be material.

The overall objective of the Board is to set policies that seek to reduce risk as far as possible without unduly affecting the Group's competitiveness and flexibility. Further details regarding these policies are set out below:

(b) Market Risk

Market risk arises from the use of interest bearing financial instruments. It is the risk that the fair value or future cash flows of a financial instrument will fluctuate because of changes in interest rates (interest rate risk).

Interest rate risk

The Group is exposed to movements in market interest rates on short term deposits. The Directors monitor the Group's cash position relative to the expected cash requirements. Where appropriate, surplus funds are placed on deposit earning higher interest. The Group does not have short or long term debt, and therefore this risk is minimal. The Group's exposure to interest rate risk and the effective weighted average interest rate for each class of financial assets and financial liabilities is set out in the following table:

	Floating rates \$.	Fixed interest maturing in			Non-interest bearing \$.	Total \$
		< 1 year \$	1-5 years \$.	> 5 years \$		
2022						
Financial assets						
Cash and cash equivalents	-	1,000,000	-	-	3,295,589	4,295,589
Trade and other receivables	-	-	-	-	140,531	140,531
	-	1,000,000	-	-	3,436,120	4,436,120
Weighted average interest rate	0.00%	0.50%	0.00%	0.00%	0.00%	0.11%
Financial liabilities						
Trade payables	-	-	-	-	421,477	421,477
Lease liability	-	34,741	36,094	-	-	70,835
	-	34,741	36,094	-	421,777	492,312
Weighted average interest rate	0.00%	11.00%	11.00%	0.00%	0.00%	1.59%

2021	Floating rates \$.	Fixed interest maturing in			Non-interest bearing \$.	Total \$
		< 1 year \$	1–5 years \$.	> 5 years \$		
Financial assets						
Cash and cash equivalents	–	7,000,000	–	–	567,715	7,567,715
Trade and other receivables	–	–	–	–	211,842	211,842
	–	7,000,000	–	–	779,557	7,779,557
Weighted average interest rate	0.00%	0.49%	0.00%	0.00%	0.00%	0.44%
Financial liabilities						
Trade payables	–	–	–	–	273,418	273,418
Lease liability	–	30,377	70,836	–	–	101,213
	–	30,377	70,836	–	273,418	374,631
Weighted average interest rate	0.00%	11.00%	11.00%	0.00%	0.00%	2.98%

Group sensitivity

At 30 June 2022, a change in interest rate by 50 basis points would change profits by \$4,820 higher/lower (2021: \$34,494). The group's interest income comes solely from the parent entity.

(a) Credit Risk

Credit risk is managed on a group basis. Credit risk arises mainly from cash and cash equivalents, and deposits with banks and financial institutions. For banks and financial institutions, only independently rated parties with a minimum rating of 'A' are accepted.

The Group does not have any significant credit risk exposure to any single counterparty or any group of counterparties having similar characteristics. The carrying amount of financial assets recorded in the financial statements, net of any provisions for losses, represents the Group's maximum exposure to credit risk. As at 30 June 2022, the group held cash at bank with financial institutions with an S&P rating of AA-.

The Group does not consider there to be any material credit risk owing to the nature of the financial assets held.

(b) Liquidity risk

Liquidity risk is the risk that the Group may encounter difficulties raising funds to meet commitments associated with financial instruments, e.g. borrowing repayments. The Group actively manages its operating cash flows and the availability of funding so as to ensure that all refinancing, repayment and funding needs are met. As part of its overall prudent liquidity management, the Group maintains sufficient levels of cash to meet its working capital requirements. The Group does not have any overdraft, loans or borrowings facilities from financial institutions as at reporting date.

Maturity analysis for financial liabilities

Financial liabilities of the Group include trade and other payables, employee entitlements and lease liabilities. As at 30 June 2022 trade payables and employee entitlements are contractually due within 60 days. The lease liability is in relation to the premises occupied by the Group. See Note 23 for details.

(c) Fair Values

The carrying value less impairment provision of trade receivables and payables are assumed to approximate their fair values due to their short-term nature. The same applies to the carrying value of cash and cash equivalents.

(d) Foreign exchange risk

The Group transacts in Australian dollars and therefore does not participate in the use of derivative financial instruments. Minor exposure to foreign exchange transactions may occur if the Group's transacts in other jurisdictions arising from variations in the Australian exchange rate. The impact of these foreign exchange rate differences are not material, therefore the Group considers there is no material foreign exchange risk present.

21. CASH FLOW INFORMATION

	2022 \$	2021 \$
Reconciliation of loss after income tax to net cash flow from operating activities		
(Loss) for the year/period	(4,893,835)	(4,467,264)
Depreciation and amortisation	111,012	38,535
Options issued to directors	–	283,004
Interest charges on lease liability	–	921
Change in operating assets		
– decrease/(increase) in trade and other receivables	105,211	(175,965)
– (increase) in prepayments	(33,900)	(35,877)
– (decrease)/increase in trade and other payables	(73,625)	481,702
– increase in provisions	50,933	–
Net cash flow from operating activities	4,734,204	(3,874,944)

Non-cash financing activities

During the prior financial period the Company issued a total of 6,500,000 new ordinary shares in relation to the acquisition of the Mulgabbie and Patricia projects. See note 16 for further details.

22. SHARE BASED PAYMENTS

Ordinary Shares

	2022 \$	2021 \$
Shares issued as consideration for tenement acquisition (Note 16)	–	650,000
	–	650,000

Options

The Company issued options during the prior financial period:

- 8,000,000 options issued to Directors; and
- 5,725,000 Broker Options issued under the terms of the appointment of Canaccord as Lead Manager of the Company's IPO.

As the fair value of the goods or services was not able to be reliably determined, the fair value of the options was determined using the Black-Scholes option valuation methodology and applying the following inputs:

	Director options	Broker options
Exercise Price	37.5c	37.5c
Expiry Date	4 February 2026	4 February 2024
Risk Free Rate	0.38%	0.25%
Volatility	75%	75%
Value per Option	\$0.035	\$0.018
Total Value of Options	\$283,004	\$102,310
Amount Expensed in Prior Financial Period	\$283,004	\$102,310
Amount to be Expensed in Future Years	\$-	\$-

23. LEASES

The Company signed a three-year, lease agreement for office premises in Kalgoorlie, Western Australia with a commencement date of 4 June 2021. The lease agreement was accounted for under AASB 16 which resulted in the recognition of 'right of use asset' and 'lease liability' on the statement of financial position. Refer to Note 15 for the net book value of the 'right of use asset'.

The lease imposes a restriction that, the right-of-use asset can only be used by the Company. The Company can sublet the asset to another party, only if prior consent is obtained from the landlord. The Company is prohibited from selling or pledging the underlying leased asset as security. The Company must keep the property in a good state of repair and return the property in their original condition at the end of the lease. Further, the Company must insure items of fixed assets and incur maintenance fees on such items in accordance with the lease agreement.

Lease liability is presented in the statement of financial position as follows:

	2022 \$	2021 \$
Lease Liability – Current	34,741	30,377
Lease Liability – Non-current	36,094	70,836
	70,835	101,213

Set out below are the carrying amounts of lease liability and the movements during the year:

	2022 \$	2021 \$
Balance at the beginning of the period	101,213	–
Additions	–	103,592
Interest	9,289	921
Payments	(39,667)	(3,300)
Balance at the end of the period	70,385	101,213

24. RELATED PARTY TRANSACTIONS

Parent entity

OzAurum Resources Limited is the ultimate parent entity of the Group.

Subsidiaries

Interests in subsidiaries are disclosed in Note 13.

Transactions with related parties

Transactions with related parties are disclosed in Note 25.

OUTSTANDING BALANCES

Outstanding balances in relation to transactions with related parties are disclosed in Note 25.

25. KEY MANAGEMENT PERSONNEL DISCLOSURES

(a) Key management personnel compensation

	2022 \$	2021 \$
Short-term benefits	582,740	460,809
Post-employment benefits	30,841	13,421
Annual and long service leave provided	14,606	7,473
Share based payments	–	283,004
	628,187	764,707

Further details of compensation of the key management personnel of OzAurum Resources Limited are set out in the Remuneration Report on page 20.

(b) Loans from/to key management persons

There were no loans to or from key management persons.

Related Party Transactions

The following related party transactions were recorded during the year. These amounts have not been included in the table of remuneration included in the Remuneration Report unless otherwise stated:

	2022 \$	2021 \$
Payments to Holland International Pty Ltd, an entity in which Martin Holland is a Director and shareholder, for consulting services provided ¹	140,012	131,668
Payments to North Eastern Goldfields Exploration Pty Ltd, an entity in which Andrew Pumphrey is a Director and shareholder, for:		
– Consulting services provided ¹	–	120,000
– Consideration for assets acquired	–	103,813
– Hire of equipment	23,790	3,360
Payments to Mining Gurus Pty Ltd, an entity in which Andrew Tudor is a Director and shareholder until 1 June 2021, for:		
– Provision of contract staff	–	373,207
– Provision of geological services ¹	10,000	–
Payments to Maroela Holdings Pty Ltd, an entity associated with Ms Jessica Holland, Martin Holland's spouse, for consultant investor relations services provided	33,000	–
Payments to Minerex Petrographic Services, a business associated with Alicia Verbeeten, Mr Andrew Pumphrey's spouse for consultant petrographic and technical services provided	8,090	–
Payments to James Pumphrey, Mr Andrew Pumphrey's son, being remuneration under an employment arrangement. Mr J Pumphrey was employed by the Group as a drillers assistant	4,084	–
	218,976	732,048

¹ Included in remuneration report.

All transactions listed above were provided on an arm's length, commercial terms.

Acquisition of tenements

During the prior financial period the Company acquired the Mulgabbie and Patricia projects which were partially held by Andrew Pumphrey. Andrew Pumphrey received the following portion of the consideration for the acquisition of the projects:

	2021 \$
Cash	231,917
Shares issued (6,029,833 Shares issued at \$0.10 per share)	602,983
Total Consideration	834,900

Acquisition of assets

During the prior financial period the Company acquired various items of plant and equipment which were held by Andrew Pumphrey and his related entity North Eastern Goldfields Exploration Pty Ltd. Andrew Pumphrey, and his controlled entity received \$103,813 cash consideration.

Liabilities at Reporting Date

Aggregate amounts of liabilities at reporting date relating to consulting services with directors of the group and director fees are as follows:

	2022 \$	2021 \$
Current liabilities		
Holland International Pty Ltd, an entity associated with Martin Holland	18,334	23,834
Geoex Pty Ltd, an entity associated with Andrew Tudor	16,500	17,302
Andrew Pumphrey	22,000	22,000
North Eastern Goldfields Exploration Pty Ltd, an entity associated with Andrew Pumphrey	37,281	–
Jeffrey Williams	6,033	13,333
	100,148	76,469

Amounts are non-interest bearing and are contractually due within 60 days.

26. CONTINGENCIES

As at the date of the report, the Directors are not aware of any material contingent liabilities that would require disclosure.

27. COMMITMENTS

	2022 \$	2021 \$
Exploration commitments		
Payable:		
Within one year	261,600	226,600
Later than one year but not later than 5 years	793,551	517,768
Later than 5 years	266,083	293,387
	1,321,234	1,037,755

28. EVENTS OCCURRING AFTER THE REPORTING PERIOD

There has been no other matters or circumstances that has arisen after reporting date that has significantly affected, or may significantly affect, the operations of the consolidated entity, the results of those operations, or the state of affairs of the consolidated entity in future financial years.

Directors' Declaration


for the period ended 30 June 2022

The directors of OzAurum Resources Limited declare that:

1. The financial statements and notes of the consolidated entity, as set out on pages 30 to 57 are in accordance with the *Corporations Act 2001* and:
 - (a) comply with Accounting Standards, Corporations Regulations 2001 and other mandatory professional reporting requirements; and
 - (b) give a true and fair view of the financial position of the Group as at 30 June 2022 and of its performance for the year ended on that date;
2. There are reasonable grounds to believe that the Group will be able to pay its debts as and when they become due and payable.

The Directors have been given the declarations by the Managing Director and Chief Financial Officer required by Section 295A of the Corporations Act for the financial year ending 30 June 2022.

This declaration is made in accordance with a resolution of the Board of Directors and is signed for and on behalf of the directors by:



Jeff Williams

Non-Executive Chairman

Dated 20 September 2022

Independent Audit Report



INDEPENDENT AUDITOR'S REPORT To the Members of OzAurum Resources Limited

Report on the Audit of the Financial Report

Opinion

We have audited the financial report of OzAurum Resources Limited ("the Company") and its controlled entities ("the Group"), which comprises the consolidated statement of financial position as at 30 June 2022, the consolidated statement of profit or loss and other comprehensive income, the consolidated statement of changes in equity and the consolidated statement of cash flows for the year then ended, and notes to the financial statements, including a summary of significant accounting policies, and the directors' declaration.

In our opinion, the accompanying financial report of the Group is in accordance with the *Corporations Act 2001*, including:

- (a) giving a true and fair view of the Group's financial position as at 30 June 2022 and of its financial performance for the year then ended; and
- (b) complying with Australian Accounting Standards and the *Corporations Regulations 2001*.

Basis for Opinion

We conducted our audit in accordance with Australian Auditing Standards. Our responsibilities under those standards are further described in the *Auditor's Responsibilities for the Audit of the Financial Report* section of our report. We are independent of the Group in accordance with the auditor independence requirements of the *Corporations Act 2001* and the ethical requirements of the Accounting Professional and Ethical Standards Board's APES 110 *Code of Ethics for Professional Accountants* ("the Code") that are relevant to our audit of the financial report in Australia. We have also fulfilled our other ethical responsibilities in accordance with the Code.

hlb.com.au

HLB Mann Judd (WA Partnership) ABN 22 193 232 714

Level 4, 130 Stirling Street, Perth WA 6000 / PO Box 8124 Perth BC WA 6849

T: +61 (0)8 9227 7500 E: mailbox@hlbwa.com.au

Liability limited by a scheme approved under Professional Standards Legislation.

HLB Mann Judd (WA Partnership) is a member of HLB International, the global advisory and accounting network.



We believe that the audit evidence we have obtained is sufficient and appropriate to provide a basis for our opinion.

Key Audit Matters

Key audit matters are those matters that, in our professional judgement, were of most significance in our audit of the financial report of the current period. These matters were addressed in the context of our audit of the financial report as a whole, and in forming our opinion thereon, and we do not provide a separate opinion on these matters.

We have determined the matters described below to be the key audit matters to be communicated in our report.

Key Audit Matter	How our audit addressed the key audit matter
<p>Carrying amount of exploration and evaluation expenditure Refer to Note 16</p> <p>In accordance with AASB 6 <i>Exploration for and Evaluation of Mineral Resources</i>, the Group capitalises all exploration and evaluation expenditure, including acquisition costs and subsequently applies the cost model after recognition.</p> <p>Our audit focussed on the Group’s assessment of the carrying amount of the capitalised exploration and evaluation asset, as this is one of the most significant assets of the Group and is material to the users of the financial statements.</p>	<p>Our procedures included but were not limited to the following:</p> <ul style="list-style-type: none"> - We obtained an understanding of the key processes associated with management’s review of the carrying values of each area of interest; - We considered the Directors’ assessment of potential indicators of impairment; - We obtained evidence that the Group has current rights to tenure of its areas of interest; - We examined the exploration budget for the coming period and discussed with management the nature of planned ongoing activities; - We enquired with management, reviewed ASX announcements and reviewed minutes of Directors’ meetings to ensure that the Group had not resolved to discontinue exploration and evaluation at any of its areas of interest; - We substantiated a sample of expenditure incurred to supporting documentation; and - We examined the disclosures made in the financial report.

Information Other than the Financial Report and Auditor's Report Thereon

The directors are responsible for the other information. The other information comprises the information included in the Group's annual report for the year ended 30 June 2022 but does not include the financial report and our auditor's report thereon.

Our opinion on the financial report does not cover the other information and accordingly we do not express any form of assurance conclusion thereon.

In connection with our audit of the financial report, our responsibility is to read the other information and, in doing so, consider whether the other information is materially inconsistent with the financial report, or our knowledge obtained in the audit or otherwise appears to be materially misstated.

If, based on the work we have performed, we conclude that there is a material misstatement of this other information, we are required to report that fact. We have nothing to report in this regard.

Responsibilities of the Directors for the Financial Report

The directors of the Company are responsible for the preparation of the financial report that gives a true and fair view in accordance with Australian Accounting Standards and the *Corporations Act 2001* and for such internal control as the directors determine is necessary to enable the preparation of the financial report that gives a true and fair view and is free from material misstatement, whether due to fraud or error.

In preparing the financial report, the directors are responsible for assessing the ability of the Group to continue as a going concern, disclosing, as applicable, matters related to going concern and using the going concern basis of accounting unless the directors either intend to liquidate the Group or to cease operations, or have no realistic alternative but to do so.

Auditor's Responsibilities for the Audit of the Financial Report

Our objectives are to obtain reasonable assurance about whether the financial report as a whole is free from material misstatement, whether due to fraud or error, and to issue an auditor's report that includes our opinion. Reasonable assurance is a high level of assurance, but is not a guarantee that an audit conducted in accordance with Australian Auditing Standards will always detect a material misstatement when it exists. Misstatements can arise from fraud or error and are considered material if, individually or in the aggregate, they could reasonably be expected to influence the economic decisions of users taken on the basis of this financial report.



As part of an audit in accordance with the Australian Auditing Standards, we exercise professional judgement and maintain professional scepticism throughout the audit. We also:

- Identify and assess the risks of material misstatement of the financial report, whether due to fraud or error, design and perform audit procedures responsive to those risks, and obtain audit evidence that is sufficient and appropriate to provide a basis for our opinion. The risk of not detecting a material misstatement resulting from fraud is higher than for one resulting from error, as fraud may involve collusion, forgery, intentional omissions, misrepresentations, or the override of internal control.
- Obtain an understanding of internal control relevant to the audit in order to design audit procedures that are appropriate in the circumstances, but not for the purpose of expressing an opinion on the effectiveness of the Group's internal control.
- Evaluate the appropriateness of accounting policies used and the reasonableness of accounting estimates and related disclosures made by the directors.
- Conclude on the appropriateness of the directors' use of the going concern basis of accounting and, based on the audit evidence obtained, whether a material uncertainty exists related to events or conditions that may cast significant doubt on the Group's ability to continue as a going concern. If we conclude that a material uncertainty exists, we are required to draw attention in our auditor's report to the related disclosures in the financial report or, if such disclosures are inadequate, to modify our opinion. Our conclusions are based on the audit evidence obtained up to the date of our auditor's report. However, future events or conditions may cause the Group to cease to continue as a going concern.
- Evaluate the overall presentation, structure and content of the financial report, including the disclosures, and whether the financial report represents the underlying transactions and events in a manner that achieves fair presentation.

We communicate with the directors regarding, among other matters, the planned scope and timing of the audit and significant audit findings, including any significant deficiencies in internal control that we identify during our audit.

We also provide the directors with a statement that we have complied with relevant ethical requirements regarding independence, and to communicate with them all relationships and other matters that may reasonably be thought to bear on our independence, and where applicable, related safeguards.

From the matters communicated with the directors, we determine those matters that were of most significance in the audit of the financial report of the current period and are therefore the key audit matters. We describe these matters in our auditor's report unless law or regulation precludes public disclosure about the matter or when, in extremely rare circumstances, we determine that a matter should not be communicated in our report because the adverse consequences of doing so would reasonably be expected to outweigh the public interest benefits of such communication.

Report on the Remuneration Report

Opinion on the Remuneration Report

We have audited the Remuneration Report included the directors' report for the year ended 30 June 2022.

In our opinion, the Remuneration Report of OzAurum Resources Limited for the year ended 30 June 2022 complies with section 300A of the *Corporations Act 2001*.

Responsibilities

The directors of the Company are responsible for the preparation and presentation of the Remuneration Report in accordance with section 300A of the *Corporations Act 2001*. Our responsibility is to express an opinion on the Remuneration Report, based on our audit conducted in accordance with Australian Auditing Standards.



HLB Mann Judd
Chartered Accountants

Perth, Western Australia
20 September 2022



N G Neill
Partner

Corporate Governance

The Board is responsible for establishing the Company's corporate governance framework. In establishing its corporate governance framework, the Board has referred to the 4th edition of the ASX Corporate Governance Councils' Corporate Governance Principles and Recommendations. This Corporate Governance Statement has been approved by the Board and is current as at the date of this Annual Report.

The Corporate Governance Statement discloses the extent to which the Company follows the recommendations. The Company will follow each recommendation where the Board has considered the recommendation to be an appropriate benchmark for its corporate governance practices. Where the Company's corporate governance practices will follow a recommendation, the Board has made appropriate statements reporting on the adoption of the recommendation. In compliance with the "if not, why not" reporting regime, where, after due consideration, the Company's corporate governance practices will not follow a recommendation, the Board has explained its reasons for not following the recommendation and disclosed what, if any, alternative practices the Company will adopt instead of those in the recommendation.

The following governance-related documents can be found on the Company's website at www.ozaurumresources.com under the section marked "Corporate Governance":

- a) Statement of Values;
- b) Board Charter;
- c) Code of Conduct;
- d) Audit and Risk Committee Charter;
- e) Remuneration and Nomination Charter;
- f) Securities Trading Policy;
- g) Continuous Disclosure Policy;
- h) Shareholder Communication Policy;
- i) Risk Management Policy;
- j) Diversity Policy;
- k) Privacy Policy;
- l) Anti-Bribery & Corruption Policy;
- m) Related Parties Transactions and Conflicts of Interest Policy; and
- n) Whistleblower Policy.

Principle 1: Lay solid foundations for management and oversight

Recommendation 1.1

The Company has established the respective roles and responsibilities of its Board and management, and those matters expressly reserved to the Board and those delegated to management, and has documented this in its Board Charter.

The responsibilities of the Board include but are not limited to:

- a) setting and reviewing strategic direction and planning;
- b) reviewing financial and operational performance;
- c) identifying principal risks and reviewing risk management strategies; and
- d) considering and reviewing significant capital investments and material transactions.

In exercising its responsibilities, the Board recognises that there are many stakeholders in the operations of the Company, including employees, shareholders, co-ventures, the government and the community.

The Board has delegated responsibility for the business operations of the Company to the Chief Executive Officer and the management team. The management team, led by the Chief Executive Officer is accountable to the Board.

Recommendation 1.2

The Company undertakes appropriate checks before appointing a person, or putting forward to shareholders a candidate for election as a director and provides shareholders with all material information in its possession relevant to a decision on whether or not to elect a director.

The checks which are undertaken, and the information provided to shareholders, are set out in the Company's Board Charter and Remuneration and Nomination Committee Charter.

Recommendation 1.3

The Company has a written agreement with each of the Directors. The material terms of any employment, service or consultancy agreement the Company, or any of its child entities, has entered into with its Chief Executive Officer, any of its directors, and any other person or entity who is a related party of the Chief Executive Officer or any of its directors will be disclosed in accordance with ASX Listing Rule 3.16.4 (taking into consideration the exclusions from disclosure outlined in that rule).

Recommendation 1.4

The Company Secretary is accountable directly to the Board, through the Chair, on all matters to do with the proper functioning of the Board. The Company Secretary is responsible for the application of best practice in corporate governance and also supports the effectiveness of the Board by:

- a) keep or cause to be kept a minute book of all minutes relating to the Board and any committee;
- b) keep or cause to be kept a minute book of all minutes relating to general meetings of the Company;
- c) keep or cause to be kept the company's share register; and
- d) give or cause to give notice of all Board meetings and general meetings of the Company.

Recommendation 1.5

The Company has a Diversity Policy, the purpose of which is:

- a) recognise that diversity and inclusivity contribute to corporate success;
- b) promote a Company culture that upholds diversity, inclusivity and equality;
- c) ensure the Company fosters a safe, fair and respectful working environment for all Personnel; and
- d) ensure the Company provides and maintains equal employment opportunities for all Personnel and candidates for Board appointment or employment with the Company.

The Board intends to set measurable objectives for achieving diversity, specifically including gender diversity and will review and report on the effectiveness and relevance of these measurable objectives. However, due to the current size of the Board and management, these measurable objectives have not yet been set.

Recommendation 1.6

The Chair will be responsible for evaluating the performance of the Board, Board committees and individual directors.

An evaluation of the Board, its committees and individual directors has been undertaken during the last 12 months.

Recommendation 1.7

The Chief Executive Officer will be responsible for evaluating the performance of the Company's senior executives.

The Chair will be responsible for evaluating the performance of the Chief Executive Officer. An evaluation of the Chief Executive Officer has been undertaken during the last 12 months.

Principle 2: Structure the board to add value

Recommendation 2.1

Due to the size of the Board, the Company does not have a separate nomination committee. The roles and responsibilities of a nomination committee are currently undertaken by the Board.

The duties of the full Board in its capacity as a nomination committee are set out in the Company's Remuneration and Nomination Charter which is available on the Company's website.

When the Board meets as a remuneration and nomination committee it carries out those functions which are delegated to it in the Company's Remuneration and Nomination Charter. Items that are usually required to be discussed by a Remuneration and Nomination Committee are marked as separate agenda items at Board meetings when required.

The Board has adopted a Remuneration and Nomination Charter which describes the role, composition, functions and responsibilities of a Nomination Committee and is disclosed on the Company's website.

Recommendation 2.2

The mix of skills and diversity which the Board is looking to achieve in its composition is:

- a) a broad range of business experience; and
- b) technical expertise and skills required to discharge duties.

Recommendation 2.3

The Board considers the independence of directors having regard to the relationships listed in Box 2.3 of the Principles and Recommendations.

Currently the Board is structured as follows:

- a) Jeffrey Williams (Independent, Non-Executive Chairman);
- b) Andrew Pumphrey (Chief Executive Officer and Managing Director);
- c) Andrew Tudor (Independent, Non-Executive Director); and
- d) Martin Holland (Executive Director).

The Directors were appointed upon incorporation of the Company on 5 August 2020.

Recommendation 2.4

Currently, the Board considers that membership weighted towards technical expertise is appropriate at this stage of the Company's operations. Accordingly, the Board does not have a majority of independent directors.

Recommendation 2.5

As noted above, Mr Williams is an independent Chairman.

Recommendation 2.6

It is a policy of the Company, that new Directors undergo an induction process in which they are given a full briefing on the Company. Where possible this includes meetings with key executives, tours of the premises, an induction package and presentations.

In order to achieve continuing improvement in Board performance, all Directors are encouraged to undergo continual professional development. Specifically, Directors are provided with the resources and training to address skills gaps where they are identified.

Principle 3: Act ethically and responsibly

Recommendation 3.1

The Company has adopted a Statement of Values which sets out the following core values and fundamental principles of the Company:

- a) to act fairly and ethically;
- b) to comply with the law at all times and act accordingly;
- c) to respect others, both inside and outside of our workplace;
- d) to promote diversity; and
- e) to be honest and transparent in our dealings.

Recommendation 3.2

The Company is committed to promoting good corporate conduct grounded by strong ethics and responsibility. The Company has established a Code of Conduct (**Code**), which addresses matters relevant to the Company's legal and ethical obligations to its stakeholders. It may be amended from time to time by the Board, and is disclosed on the Company's website.

The Code applies to all Directors, employees, contractors and officers of the Company.

Recommendation 3.3

The Company adopted a Whistleblower Policy which sets out:

- a) who is entitled to protection as a Whistleblower;
- b) the protections available to Whistleblowers; and
- c) how the Group will handle disclosures made by Whistleblowers.

Recommendation 3.4

The Company adopted an Anti-Bribery & Corruption Policy which sets out the that the Company will:

- a) not engage in corrupt business practices;
- b) implement measures to prevent bribery and corruption by all Personnel;
- c) at a minimum, endeavour to comply with all applicable laws, regulations and standards, including Anti-Bribery and Corruption Laws; and
- d) when dealing with third parties, undertake reasonable due diligence to ensure that such parties are suitable for the Company to associate with and will not make bribes or perform corrupt acts on the Company's behalf or for which the Company may be or become responsible or liable.

Principle 4: Safeguard integrity in corporate reporting

Recommendation 4.1

Due to the size of the Board, the Company does not have a separate Audit Committee. The roles and responsibilities of an audit committee are undertaken by the Board.

The full Board in its capacity as the audit committee is responsible for reviewing the integrity of the Company's financial reporting and overseeing the independence of the external auditors. The duties of the full Board in its capacity as the audit committee are set out in the Company's Audit Committee Charter which is available on the Company's website.

When the Board meets as an audit committee is carries out those functions which are delegated to it in the Company's Audit Committee Charter. Items that are usually required to be discussed by an Audit Committee are marked as separate agenda items at Board meetings when required.

The Board is responsible for the initial appointment of the external auditor and the appointment of a new external auditor when any vacancy arises. Candidates for the position of external auditor must demonstrate complete independence from the Company through the engagement period. The Board may otherwise select an external auditor based on criteria relevant to the Company's business and circumstances. The performance of the external auditor is reviewed on an annual basis by the Board.

The Board has adopted an Audit Committee Charter which describes the role, composition, functions and responsibilities of the Audit Committee and is disclosed on the Company's website.

Recommendation 4.2

Before the Board approves the Company financial statements for each financial period it will receive from the Chief Executive Officer and the Chief Financial Officer or equivalent a declaration that, in their opinion, the financial records of the Company for the relevant financial period have been properly maintained and that the financial statements for the relevant financial period comply with the appropriate accounting standards and give a true and fair view of the financial position and performance of the Company and the consolidated entity and that the opinion has been formed on the basis of a sound system of risk management and internal control which is operating effectively.

Recommendation 4.3

The Company has an effective system of internal control, review and approval which it applies to public documents that are not reviewed or audited by its external auditor.

Principle 5: Make timely and balanced disclosure

Recommendation 5.1

The Company is committed to:

- a) ensuring that shareholders and the market are provided with full and timely information about its activities;
- b) complying with the continuous disclosure obligations contained in the Listing Rules and the applicable sections of the Corporations Act; and
- c) providing equal opportunity for all stakeholders to receive externally available information issued by the Company in a timely manner.

The Company has adopted a Continuous Disclosure Policy, which is disclosed on the Company's website. The Continuous Disclosure Policy sets out policies and procedures for the Company's compliance with its continuous disclosure obligations under the ASX Listing Rules, and addresses financial markets communication, media contact and continuous disclosure issues. It forms part of the Company's corporate policies and procedures and is available to all staff.

The Company Secretary manages the policy. The policy will develop over time as best practice and regulations change and the Company Secretary will be responsible for communicating any amendments.

Recommendation 5.2

The Company ensures that Directors are provided with a copy of all material market releases promptly after lodgement.

Recommendation 5.3

The Company ensures that for any new and substantive investor or analyst presentation, it shall release a copy of the presentation materials on the ASX Market Announcements Platform ahead of the presentation.

Principle 6: Respect the rights of security holders

Recommendation 6.1

The Company provides information about itself and its governance to investors via its website at www.ozaurumresources.com. The Company is committed to maintaining a Company website with general information about the Company and its operations and information specifically targeted at keeping the Company's shareholders informed about the Company. In particular, where appropriate, after confirmation of receipt by ASX, the following will be posted to the Company website:

- a) relevant announcements made to the market via ASX;
- b) media releases;
- c) investment updates;
- d) Company presentations and media briefings;
- e) copies of press releases and announcements for the preceding three years; and
- f) copies of annual and half yearly reports including financial statements for the preceding three years.

Recommendation 6.2

The Company has a Shareholder Communication Policy which aims to ensure that Shareholders are informed of all major developments of the Company. The policy is disclosed on the Company's website.

Information is communicated to Shareholders via:

- a) reports to Shareholders;
- b) ASX announcements;
- c) annual general meetings; and
- d) the Company website.

While the Company aims to provide sufficient information to Shareholders about the Company and its activities, it understands that Shareholders may have specific questions and require additional information. To ensure that Shareholders can obtain all relevant information to assist them in exercising their rights as Shareholders, the Company has made available a telephone number and relevant contact details (via the website) for Shareholders to make their enquiries.

Recommendation 6.3

The Board encourages full participation of Shareholders at meetings to ensure a high level of accountability and identification with the Company's strategies and goals as set out in the Shareholder Communication Policy.

Recommendation 6.4

In order to ascertain the true will of the Company's security holders attending and voting at any of its General meetings including the Annual General Meeting, whether they attend in person, electronically or by proxy or other representative, in most situations where this can be achieved the Company will conduct the voting procedure by a poll.

Recommendation 6.5

Shareholders are given the option to receive communications from, and send communication to, the Company and its share registry electronically. To ensure that shareholders can obtain all relevant information to assist them in exercising their rights as shareholders, the Company has made available a telephone number and relevant contact details (via the website) for shareholders to make their enquiries.

Principle 7: Recognise and manage risk

Recommendation 7.1

Due to the size of the Board, the Company does not have a separate Risk Committee. The Board is responsible for the oversight of the Company's risk management and control framework.

When the Board meets as a risk committee it carries out those functions which are delegated to it in the Company's Risk Committee Charter. Items that are usually required to be discussed by a Risk Committee are marked as separate agenda items at Board meetings when required.

The Board has adopted an Audit and Risk Committee Charter which describes the role, composition, functions and responsibilities of the Risk Committee and is disclosed on the Company's website.

The Board has adopted a Risk Management Policy, which is disclosed on the Company's website. Under the policy, responsibility and control of risk management is delegated to the appropriate level of management within the Company with the Chief Executive Officer having ultimate responsibility to the Board for the risk management and control framework.

Recommendation 7.2

The Board will review the Company's risk management framework annually to satisfy itself that it continues to be sound, to determine whether there have been any changes in the material business risks the Company faces and to ensure that the Company is operating within the risk appetite set by the Board.

Arrangements put in place by the Board to monitor risk management include, but are not limited to:

- a) a minimum of quarterly reporting to the Board in respect of operations and the financial position of the Company; and
- b) six monthly rolling forecasts prepared.

Recommendation 7.3

The Company does not have, and does not intend to establish, an internal audit function. To evaluate and continually improve the effectiveness of the Company's risk management and internal control processes, the Board relies on ongoing reporting and discussion of the management of material business risks as outlined in the Company's Risk Management Policy.

Recommendation 7.4

The Company undertakes mineral exploration activities which, by its very nature, is speculative and as such faces inherent risks to its business, including economic, environmental and social sustainability risks which may materially impact the Company's ability to create or preserve value for shareholders over the short, medium or long term. The Board is regularly briefed by management as well as keeping itself abreast of possible material exposure to risks that the Company may face.

The Board periodically reviews, economic, environmental and social sustainability risks in the areas in which it operates. Risk areas include the impact on the environment as a result of operational activities. The Company has in place policies and procedures to help manage these risks.

The Company is committed to sustainable development of resources in an environmentally and socially responsible manner. All operational activities are conducted in strict compliance with the terms of relevant surface use agreements. Surface disturbances, critical wildlife habitat, view-sheds, noise levels, air quality and water quality impacts to the environment will, at a minimum, comply with all applicable legal and regulatory thresholds and otherwise be managed for minimal impact.

Principle 8: Remunerate fairly and responsibly

Recommendation 8.1

Due to the size of the Board, the Company does not have a separate remuneration committee. The roles and responsibilities of a remuneration committee are currently undertaken by the Board.

The duties of the full board in its capacity as a remuneration committee are set out in the Company's Remuneration and Nomination Committee Charter which is available on the Company's website.

When the Board meets as a remuneration committee it carries out those functions which are delegated to it in the Company's Remuneration and Nomination Committee Charter. Items that are usually required to be discussed by a Remuneration Committee are marked as separate agenda items at Board meetings when required.

The Board has adopted a Remuneration and Nomination Committee Charter which describes the role, composition, functions and responsibilities of the Remuneration Committee and is disclosed on the Company's website.

Recommendation 8.2

Details of the Company's policies on remuneration will be set out in the Company's "Remuneration Report" in each Annual Report published by the Company. This disclosure will include a summary of the Company's policies regarding the deferral of performance-based remuneration and the reduction, cancellation or clawback of the performance-based remuneration in the event of serious misconduct or a material misstatement in the Company's financial statements.

Recommendation 8.3

The Company's Security Trading Policy includes a statement on the Company's policy on prohibiting participants in the Company's Employee Incentive Plan entering into transactions (whether through the use of derivatives or otherwise) which limit the economic risk of participating in the Employee Incentive Plan.

Security Trading Policy

In accordance with ASX Listing Rule 12.9, the Company has adopted a trading policy which sets out the following information:

- a) closed periods in which directors, employees and contractors of the Company must not deal in the Company's securities;
- b) trading in the Company's securities which is not subject to the Company's trading policy; and
- c) the procedures for obtaining written clearance for trading in exceptional circumstances.

The Company's Security Trading Policy is available on the Company's website.

Additional Shareholder Information

SUBSTANTIAL SHAREHOLDERS

The names of the substantial shareholders listed in the Company register as at 7 September 2022 are as follows:

Shareholder	Shares ¹	% ¹
Andrew Pumphrey	43,324,000	34.1
Holland International Pty Ltd <Holland Family A/C>	11,100,000	9.7

¹ Percentages are as per the most recent substantial shareholder notice lodged by the substantial holder.

DISTRIBUTION OF SHAREHOLDERS

The distribution of members and their holdings of equity securities in the Company as at 7 September 2022 was as follows:

Range of holding	Shareholders	Number of Ordinary Shares	%
1 – 1,000	14	1,748	0.00
1,001 – 5,000	115	411,753	0.32
5,001 – 10,000	167	1,370,093	1.08
10,001 – 100,000	365	14,330,715	11.28
100,001 and over	169	110,885,691	87.32
Totals	830	127,000,000	100.00

The number of shareholders with less than a marketable parcel of fully paid shares based on a closing price of \$0.11 is 103 holding in total 285,103 shares.

UNQUOTED SECURITIES

Securities	Number of Options	Number of Holders	Holders with more than 20%
Options exercisable at \$0.375, expiry 4 Feb 2024	5,725,000	2	1 ¹
Options exercisable at \$0.375, expiry 4 Feb 2026	8,000,000	4	4 ²

1 5,475,000 options held by CG Nominees (Australia) Pty Ltd

2 2,000,000 options held by each of:

- Andrew Pumphrey
- Parkview Super Nominees Pty Ltd <Parkview Super A/C> (Jeffrey Williams)
- AJTSF Pty Ltd <AJT Super Fund> (Andrew Tudor)
- Holland International Pty Ltd <Holland Family A/C> (Martin Holland)

RESTRICTED SECURITIES

Securities	Ordinary Shares	Unlisted Options	Broker Options (unlisted)
Escrowed for 24 months from quotation	57,284,000	8,000,000	5,725,000

VOTING RIGHTS (ORDINARY SHARES)

In accordance with the Company's Constitution, on a show of hands every member present in person or by proxy or attorney or duly authorised representative has one vote. On a poll every member present in person or by proxy or attorney or duly authorised representative has one vote for every fully paid ordinary share held.

TWENTY LARGEST SHAREHOLDERS

The names of the twenty largest shareholders of the fully paid ordinary shares of the Company as at 7 September 2022 are as follows:

Name	Number of Ordinary Fully Paid Shares	% Held of Issued Ordinary Capital
ANDREW IAN PUMPHREY	43,324,000	34.11%
HOLLAND INTERNATIONAL PTY LTD <HOLLAND FAMILY A/C>	10,812,500	8.51%
BEDIVERE HOLDINGS PTY LTD <THE GLASTONBURY A/C>	3,208,500	2.53%
HSBC CUSTODY NOMINEES (AUSTRALIA) LIMITED	2,524,993	1.99%
MR RODNEY OWEN CLIFFORD	1,583,876	1.25%
MR PAUL DUREY	1,556,000	1.23%
MR CAINE WILLIAM JACKSON & MRS ARLA BERTILLE JACKSON	1,295,368	1.02%
PARKVIEW SUPER NOMINEES PTY LTD <PARKVIEW SUPERANNUATION A/C>	1,187,500	0.94%
DIRDOT PTY LIMITED	1,110,000	0.87%
MR JOSEPH NEIL MULHERN	1,062,000	0.84%
VISS HOLDINGS PTY LTD <STYLER INVESTMENTS A/C>	1,000,000	0.79%
HUNTER HOLDINGS PTY LTD <THE ANDREWS SUPER FUND A/C>	947,949	0.75%
BROJO INVESTMENTS PTY LTD <B&J LYONS FAMILY A/C>	900,000	0.71%
MR PETER HOWELLS	900,000	0.71%
TIN YING PTY LTD	840,115	0.66%
MR SIMON ANDREW TESTER	710,352	0.56%
MR MARTIN CHRISTOPHER HOLLAND	700,000	0.55%
MR ROBERT JOHN ANDERSON & MRS LEONIE GAYLE ANDERSON <ROBERT ANDERSON S/F A/C>	675,500	0.53%
SUPERHERO SECURITIES LIMITED <CLIENT A/C>	673,682	0.53%
SUNSET CAPITAL MANAGEMENT PTY LTD <SUNSET SUPERFUND A/C>	640,000	0.50%
Totals	75,652,335	59.58%

ON MARKET BUY-BACK

There is no current on market buy-back for any of the Company's securities.

INFORMATION PURSUANT TO LISTING RULE 4.10.19

Between the date of the Company's admission to the official list of the ASX on 4 February 2021 and the end of the reporting period on 30 June 2022, the Company used its cash and assets in a form readily convertible to cash that it had at the time of admission in a way consistent with its business objectives.

Schedule of Mineral Tenements

Project	Location	Tenement Number	Economic Entity's Interest at Year End
Patricia	Kalgoorlie, WA	E31/1083	100%
Patricia	Kalgoorlie, WA	E31/1186	100%
Patricia	Kalgoorlie, WA	M31/487	100%
Patricia	Kalgoorlie, WA	P31/2063	100%
Patricia	Kalgoorlie, WA	L31/73	100%
Patricia	Kalgoorlie, WA	P31/2155 Applic	100%
Mulgabbie	Kalgoorlie, WA	E28/2477	100%
Mulgabbie	Kalgoorlie, WA	E28/3003	100%
Mulgabbie	Kalgoorlie, WA	E31/1084	100%
Mulgabbie	Kalgoorlie, WA	E31/1085	100%
Mulgabbie	Kalgoorlie, WA	E31/1137	100%
Mulgabbie	Kalgoorlie, WA	L28/48	100%
Mulgabbie	Kalgoorlie, WA	L28/49	100%
Mulgabbie	Kalgoorlie, WA	L28/71	100%
Mulgabbie	Kalgoorlie, WA	M28/240	100%
Mulgabbie	Kalgoorlie, WA	M28/364	100%
Mulgabbie	Kalgoorlie, WA	P28/1301	100%
Mulgabbie	Kalgoorlie, WA	P28/1302	100%
Mulgabbie	Kalgoorlie, WA	P28/1303	100%
Mulgabbie	Kalgoorlie, WA	P28/1304	100%
Mulgabbie	Kalgoorlie, WA	P28/1356	100%
Mulgabbie	Kalgoorlie, WA	P28/1357	100%
Mulgabbie	Kalgoorlie, WA	P28/1388	100%
Mulgabbie	Kalgoorlie, WA	P28/1389	100%
Mulgabbie	Kalgoorlie, WA	P28/1390	100%
Mulgabbie	Kalgoorlie, WA	E31/1327 Applic	100%
Carosue Dam	Kalgoorlie, WA	E28/3236 Applic	100%
Pinnacles	Kalgoorlie, WA	E28/3237 Applic	100%

The Company does not have any mineral resources or ore reserves as defined in the JORC 2012 Code.



OzAurum Resources Limited

ACN 643 244 544

Unit 1, 15 Williams Street, West Kalgoorlie WA 6430
info@ozaurumresources.com | www.ozaurumresources.com