



# Quarterly Report



FOR THE QUARTER ENDED

**30 September 2022**

**Matador Mining Ltd and Controlled Entities**

ABN 45 612 912 393

Matador Mining Limited (ASX: MZZ; OTCQX: MZZMF; FSE: MA3) (“Matador” or the “Company”) is pleased to provide its Quarterly Activities Report for the quarter ended 30 September 2022. All dollar amounts are Australian dollars unless stated otherwise.

Matador is exploring in Newfoundland, Canada, on 120 kilometres of continuous strike along the proven, yet under-explored multi-million-ounce regional-scale Cape Ray Shear Zone (“CRSZ”). Additionally, the Company holds tenements over a 27-kilometre continuous strike at its Hermitage property located on the Hermitage Flexure.

The Company holds a Mineral Resource (reported in May 2020) of approximately 837,000 ounces of gold grading 2 g/t with over 96% of the resource located less than 200 metres from surface.

## Highlights

### Corporate

- Subsequent to the quarter end, the Company announced a strategic private placement of \$3.6 million by B2Gold.
- The Company exited the September quarter with \$8.8 million in cash on-hand, excluding B2Gold’s investment.
- In July 2022, the Company successfully completed a capital raising yielding gross proceeds of \$5.0 million to advance its exploration program in Newfoundland. Participants include existing large shareholders and two new, large resource-focused funds based in Toronto, Canada.
- In August 2022, the Company completed a Share Purchase Plan raising an additional \$2.9 million, having sought to raise \$1 million and receiving offers for \$3.9 million.
- Board and Management changes included: Justin Osborne transitioned to non-executive Chair; Ian Murray transitioned to non-executive director; Kerry Sparkes joined as non-executive director; David Gurvey joined as Chief Financial Officer.

### Exploration

- Extensive geological mapping and rock sampling over 22 kilometres of strike between Malachite and Grandy’s was undertaken to deliver priority diamond drilling targets to be tested this field season.
- Follow up extensional and infill surface sampling continued to return exceptional gold grain results, including a sample of 1,201 gold grains (equivalent to 1.9 g/t), 97% of which were pristine, reinforcing the interpreted proximity to the gold source.

- Inaugural Malachite diamond drilling commenced subsequent to the September 2022 quarter end. Initial drilling is focused on three priority areas within the large 60 square-kilometre Malachite area and anticipates approximately 3,000 metres of drilling.
- Additional prospecting, mapping and sampling to continue through the Canadian autumn months to further define additional drill targets.



*Figure 1: Location map of Matador tenements in south-west Newfoundland*

## Corporate Overview

Early in the September 2022 quarter, the Company successfully completed a capital raising (“Placement”) yielding gross proceeds of \$5 million through a share placement to institutional, professional and sophisticated investors. Several major investors participated in this Placement including some of the Company’s largest existing shareholders as well as two new, large North American resource funds.

In conjunction, the Company ran a Share Purchase Plan (“SPP”) in August 2022, with applications totalling approximately \$3.9 million, exceeding the Company’s initial target raise of \$1.0 million. Given the strong demand, the Board resolved to accept a total sum of \$2.9 million from the SPP process.

The \$7.9 million secured under the capital raising and SPP will be primarily used to advance the Company’s greenfields exploration program. Work is planned specifically on drill target generation, and diamond drilling currently underway, in the high-priority Malachite target area, and additional priority targets including Bunker Hill, Grandy’s and Hermitage, and for general corporate working capital purposes.

## B2Gold Strategic Partnership

Subsequent to the quarter end, the Company announced a private, non-brokered \$3.6 million strategic investment by B2Gold. As part of the transaction, B2Gold has agreed to subscribe for and purchase 31,010,290 fully paid ordinary shares ("Share") at a price of approximately \$0.1162 per share for aggregate gross proceeds of \$3,602,682 representing approximately 9.9% of Matador's outstanding Shares (on an undiluted basis). The proceeds from this strategic investment will be allocated to advancing the Company's exploration program at Malachite.

In connection with the strategic investment, B2Gold and Matador have entered into an investor rights agreement ("Investor Rights Agreement"), whereby, Matador will form a three-person Management Technical Committee comprising of one representative appointed by B2Gold (provided that B2Gold's ownership of Matador is equal to or greater than 5%). The Management Technical Committee will advise on Matador's exploration programs in Newfoundland (subject always to the fiduciary and statutory obligations of the Matador Board of Directors). Further, funds from B2Gold's strategic investment will be applied solely at Malachite unless otherwise directed by B2Gold.

Under the Investor Rights Agreement, subject to shareholder approval under Listing Rule 7.1, B2Gold will have a five-year option to subscribe for a further 39,105,524 additional subscription Shares at a price per Share equal to the volume-weighted average price for Shares for the five-day period ending on the trading day immediately prior to the date of exercise ("Additional Subscription Option").

Also under the Investor Rights Agreement:

- Matador has agreed to grant B2Gold a right of first offer over future equity capital raisings;
- Matador has granted a right of first refusal to B2Gold in relation to any future proposed joint venture agreement (including an earn-in agreement) or sale of assets with respect to any of Matador's projects; and
- B2Gold has agreed that it will not sell, transfer, offer or otherwise dispose of any Shares acquired under its strategic investment for a period of at least four months from issue.

In accordance with Matador's listing requirements under ASX Listing Rule 7.1 and 7.1A, B2Gold's strategic investment will be made in two tranches with the second tranche requiring Shareholders approval by resolution at Matador's Annual General Meeting ("AGM") scheduled on 28 November 2022. The breakdown of B2Gold's strategic investment is as follows:

Tranche		Shares	Proceeds (approx.)
Tranche #1 – Within available placement capacity	Listing Rule 7.1	3,834,320	\$2.09 million
	Listing Rule 7.1A	14,165,680	
Tranche #2 – Requiring Shareholder approval		13,010,290	\$1.51 million

## Changes to the Board and Commencement of New CFO

On 29 July 2022, Justin Osborne commenced as non-executive Chair having previously served as non-executive director, while Ian Murray became non-executive director having served as non-executive Chair.

On the same date, Matador also announced David Gurvey's appointment as Chief Financial Officer, and the resignation of Chris Bath from this role. Mr. Gurvey is a Certified Professional Accountant licensed in Manitoba, Canada. His career spans nearly 35 years in finance, financial reporting and audit for both public and private companies in Canada.

On 1 September 2022, Kerry Sparkes joined the board, after acting as an advisor to Matador over the previous 12 months. Mr. Sparkes is a resident of St. John's, Newfoundland, with over 30 years of extensive experience as a well-respected geologist including the discovery and advancement of major mineral deposits including the Ovoid discovery at the Voisey's Bay Nickel Project in Labrador.

## Financial Overview

### Cash

As at 30 September 2022, the Company had a cash balance of approximately \$8.8 million. This excludes proceeds related to B2Gold strategic investment. Refer to the attached Appendix 5B for further information.

### Share Capital

As at 30 September 2022, the Company had 282,224,959 ordinary fully paid shares on issue and 347,826 shares committed to issue when the Company received funds.

As at 21 October 2022, there were approximately 10.9 million options outstanding.

## Payments to Related Parties

During the quarter, the Company made payments to related parties of \$208,000 which were made to directors' fees and the salary of the Managing Director.

## Environmental, Social and Governance (ESG)

In late September 2022, Post-Tropical Storm Fiona caused severe damage across Atlantic Canada including host Newfoundland communities of Channel-Port aux Basques, Isle aux Morts, Margaree and Burnt Islands, which were severely impacted.

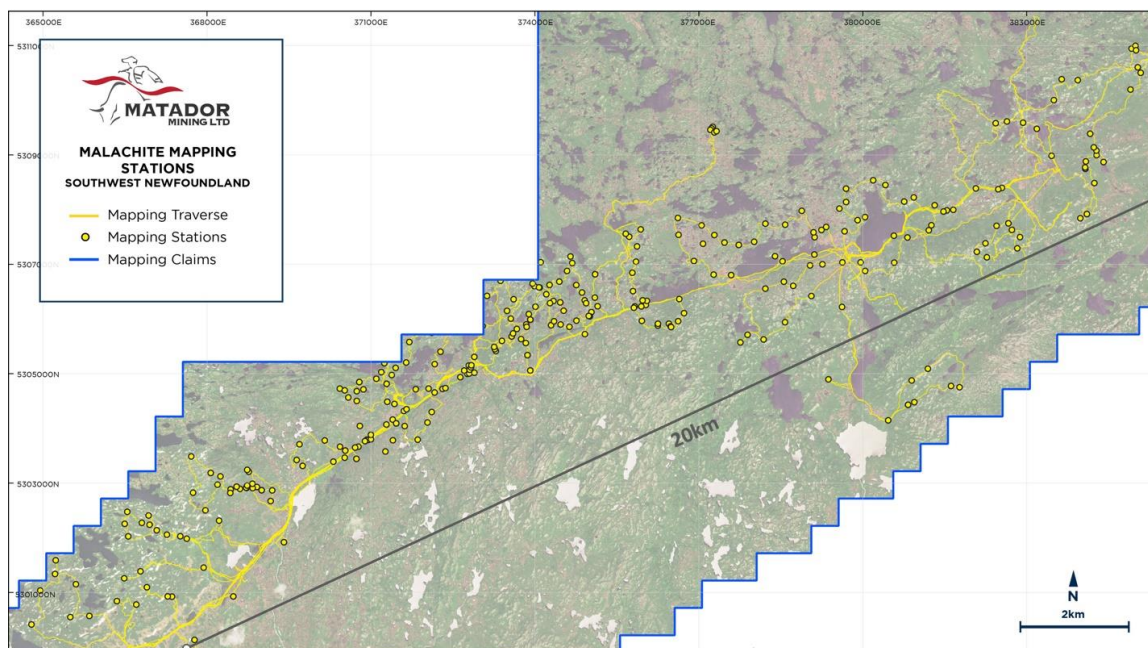
Matador employees worked in the communities to offer support and assistance in the recovery efforts while engaging with key stakeholders within impacted host communities to align their needs with direct and indirect assistance the Company is and will continue to provide to the extent it can. The Company has made financial contributions to impacted communities and will continue to support the recovery efforts through additional monetary and in-kind support.

## Greenfields Exploration

### Malachite Regional Field Mapping

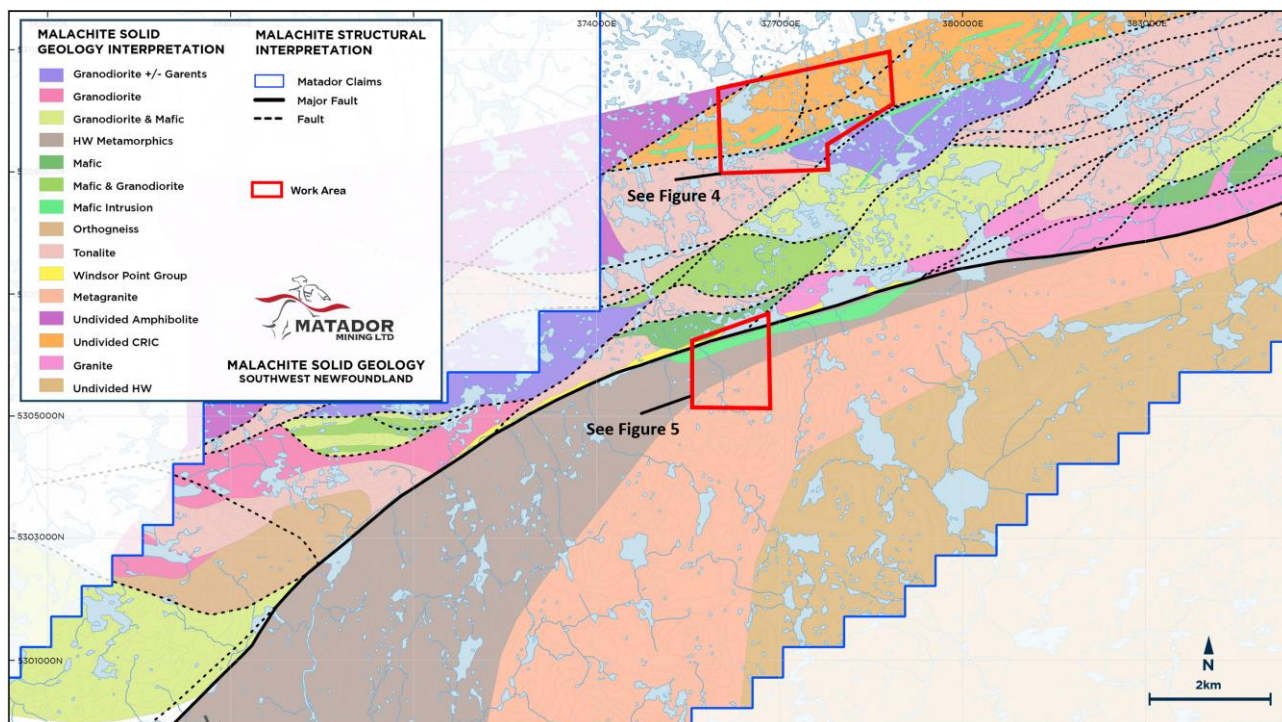
The Malachite area is situated in the centre of Matador's 120-kilometre-long Cape Ray Gold Project, and specifically on the largest structural bend along this multi-million-ounce corridor which also hosts Marathon Gold's (TSX: MOZ) 5.1 Moz Au Valentine Lake Mineral Resource (approximately 80 kilometres along strike to the north-east) and Matador's 837 koz Au Mineral Resource. The area is geologically complex, with a complex array of interpreted faults and shear zones splaying off the CRSZ and wrapping around and deflecting past multiple intrusions and other prospective host rocks.

A substantial geological mapping, prospecting and rock chip sampling program (Figure 2) was completed during the quarter across the Malachite area, resulting in an updated solid geology map interpretation (Figure 3). The mapping and prospecting covered 22 kilometres of strike from Grandy's in the south-west to Malachite in the north-east. The areas included historically unexplored stratigraphic units to the north and south of the CRSZ.



**Figure 2: Malachite mapping traverses (yellow tracks) and prospecting localities**

The results of the work completed have increased the Company's understanding of the geological structures and potentially gold-bearing second and third-order faults splaying off a major structural bend along the multi-million-ounce CRSZ. This work has led to the development of the most comprehensive and detailed geological interpretation of the area to date, reinforcing the Company's confidence in the Malachite area to be able to host significant gold mineralisation.

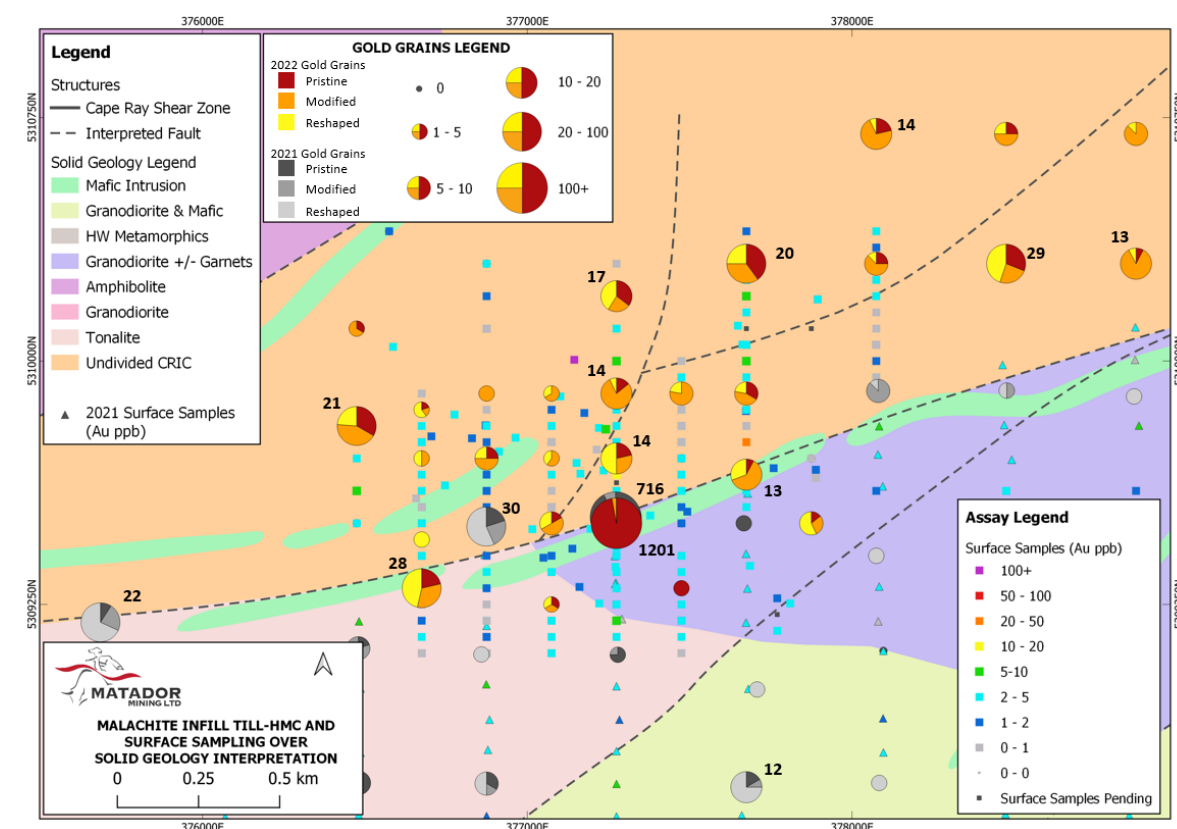


**Figure 3: Updated solid geology interpretation based on integration of 2022 mapping constraints with Matador's high resolution 2021 heli-magnetic dataset**

## Malachite Till Sampling and Gold Grain Analysis

The top two priority targets identified in the 2021 regional till sampling program at Malachite were followed up with infill and extensional till sampling during this quarter (Figure 3).

Results received from this program delivered the highest gold grain sample ever recorded from the Cape Ray Gold Project, with a peak count of 1,201 gold grains (MT002553) which is a calculated equivalent of 1,928 ppb Au (1.9 g/t Au). Additionally, 97% of the grains were characterised as “pristine” meaning the sample material has not been transported far from a source of mineralisation. This sample was taken 15 metres to the south of the previous peak result of 716 gold grains<sup>1</sup>, reinforcing the interpreted proximity to gold source, and has defined this area as a priority for diamond drill testing. The work done in this area extended the previous reconnaissance grid a further 850 metres to the north over a strike length of 2.5 kilometres, returning anomalous gold values (with coincident silver, arsenic, tellurium and tin pathfinder geochemistry anomalies) open to both the north-east and south-west over an area of more than three square kilometres (Figure 4).



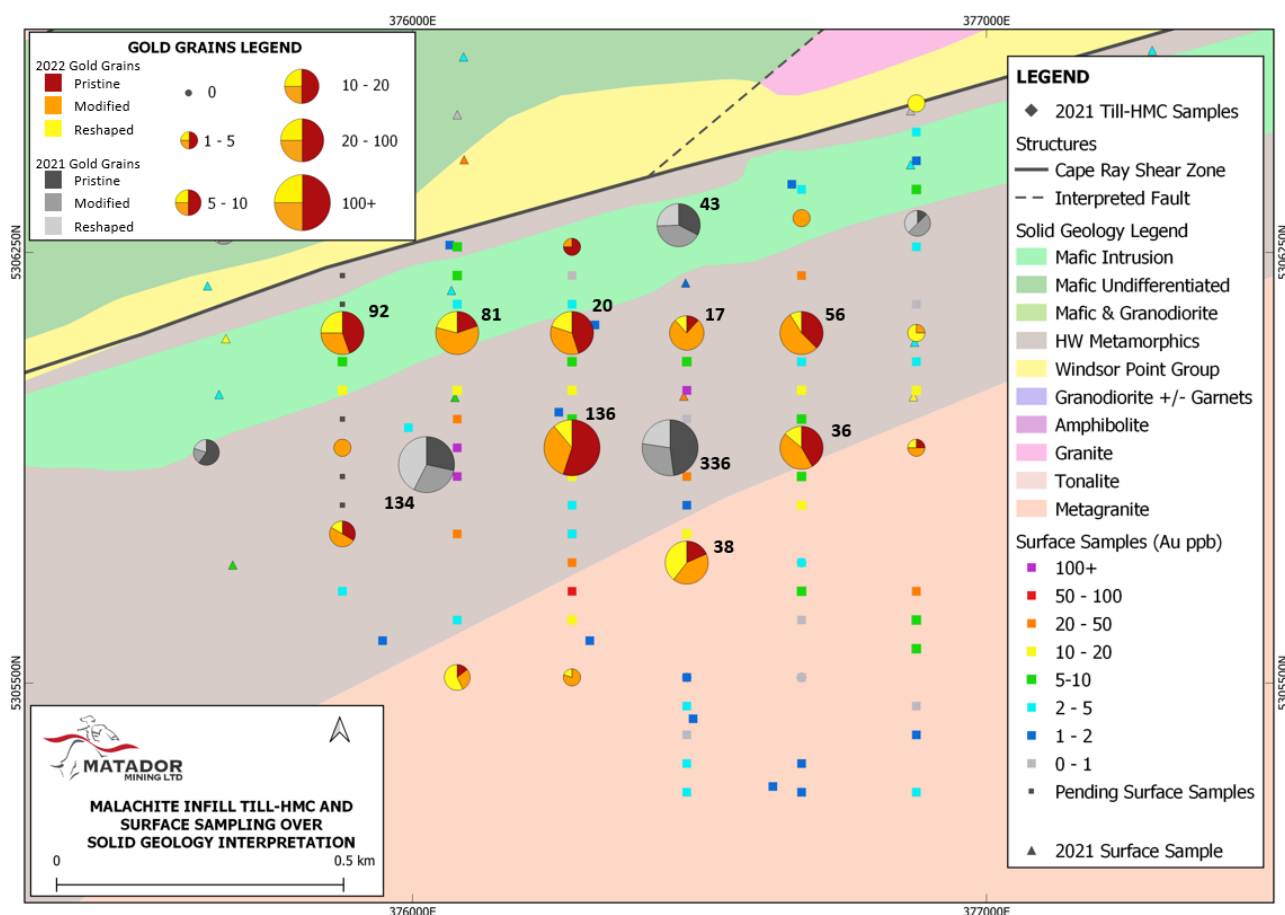
**Figure 4: Peak gold grain anomalies (>10 grains) and till geochemistry (Au ppb anomalies) from the 2022 infill and extension sampling program superimposed on the updated solid geology interpretation and previously reported 2021 regional gold grain and till results<sup>2</sup>**

<sup>1</sup> ASX Announcement 20 April 2022

<sup>2</sup> ASX Announcements 20 April 2022 and 8 June 2022

On the southern side of the CRSZ at Malachite, sampling returned a peak gold grain count of 136 gold grains (MT002692), which is a calculated equivalent of 174 ppb Au (Figure 5). In total, 75 of these gold grains were pristine (55%). This sample was taken 175 metres to the east of the previous standout result of 366 gold grains<sup>3</sup>, proving up this area as another priority diamond drilling target.

The prospectivity of this area is also supported by significant gold (plus silver, arsenic, bismuth, antimony and tin pathfinder element) anomalism from the infill and extension till geochemistry. Results including 690 ppb Au (MT002633), 390 ppb Au (MT002727), and 388 ppb Au (MT002719) further highlighting the gold mineralisation potential of rock units south of the CRSZ, which were historically considered to be unmineralised. This program has extended the 2021 reconnaissance sampling grid a further 1.15 kilometres to the south, with an 800-metre strike section returning anomalous values >10 gold grains (Figure 5).



**Figure 5: Peak gold grain anomalies (>10 grains) and till geochemistry (Au ppb anomalies) from the 2022 infill and extension sampling program superimposed on the updated solid geology interpretation and previously reported 2021 regional gold grain and till results<sup>4</sup>**

<sup>3</sup> ASX Announcement 8 June 2022

<sup>4</sup> ASX Announcements 20 April 2022 and 8 June 2022

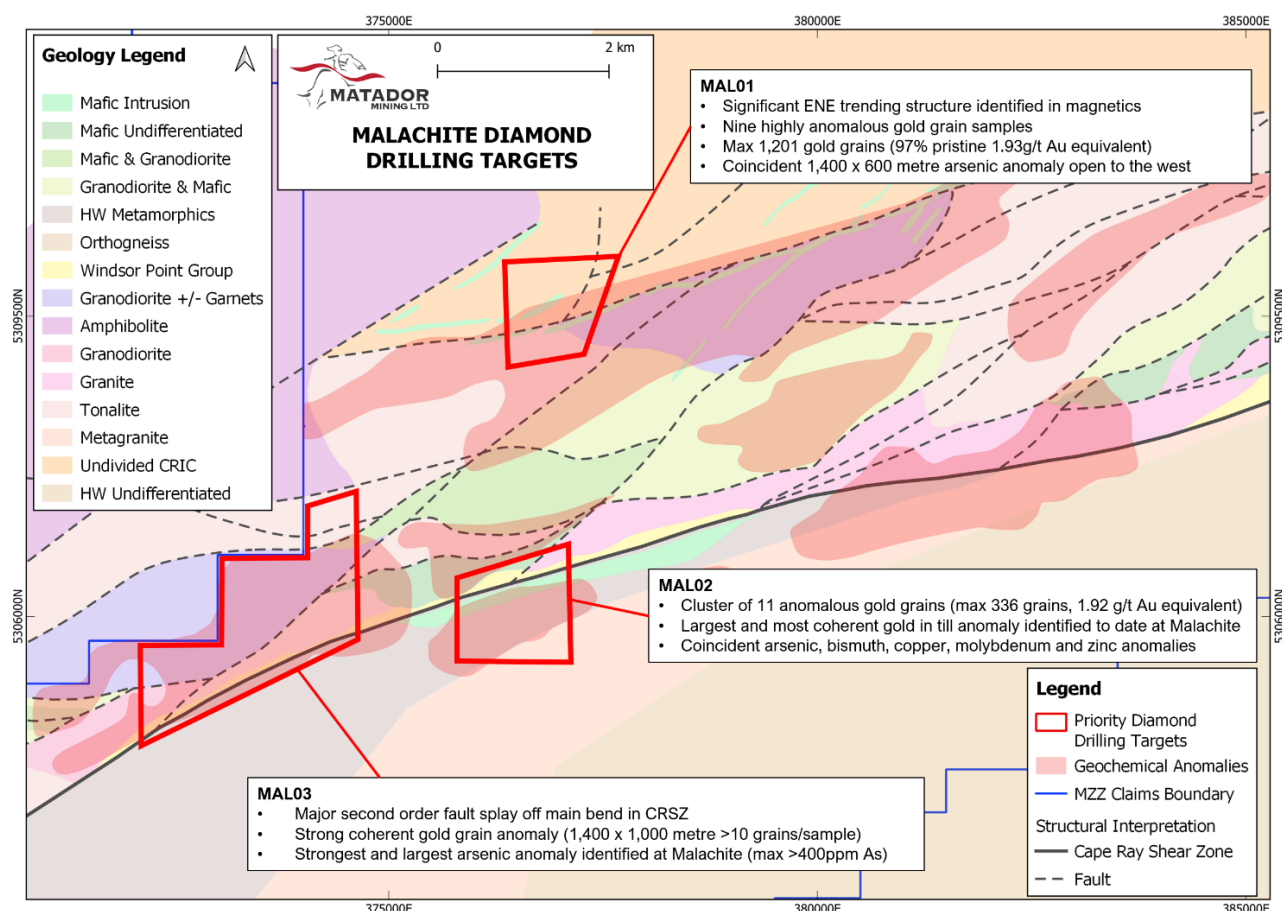
## Inaugural Malachite Drilling

Subsequent to the quarter end, the Company announced the commencement of inaugural drilling at Malachite. The Canadian autumn drill program is helicopter-supported and designed to deliver 3,000 metres of diamond drilling across three distinct target areas at Malachite (Figure 6). These diamond drill holes are the first-ever in the vast Malachite area.

The **MAL01** target, approximately three kilometres north of the CRSZ, is the site of the best gold grain sample collected across the Malachite survey area. In total, there are nine highly anomalous gold grain samples (>10 grains) in the immediate drill target area which is also coincident with a major east-north-east trending structure identified in the detailed magnetics but buried under shallow till cover, and a 1,400 x 600 metre arsenic geochemical anomaly that is open to the west.

The **MAL02** target is just south of the CRSZ and is highlighted by a cluster of 11 anomalous gold grain samples. The drill target is also defined by the most coherent gold in till anomaly identified to-date in the Malachite area (>1,000 x 700 metres) with coincident arsenic, bismuth (+/- copper, molybdenum, zinc) pathfinder element anomalies.

The **MAL03** target is located on the largest second order fault splay off the main bend in the CRSZ. The target area is at least 1,400 x 1,000 metres and is defined by coherent gold grain anomalism (>10 grains/sample) and the largest and strongest arsenic anomaly identified to date at Malachite. The arsenic anomaly remains open to the south-west, and is coincident with copper, lead and antimony anomalism. Arsenic is a key pathfinder for gold in the district and peak arsenic values at MAL03 are >400 ppm in an area where background arsenic values are <5 ppm.



**Figure 6: Three initial priority diamond drilling target areas at Malachite**

## Environmental Impact Statement Update

In June 2022, the Company requested and subsequently received a three-year extension for the Environmental Impact Statement (“EIS”) process to the Impact Assessment Agency of Canada (“IAAC”) to allow for substantive completion of the EIS document along with provisions for information requests and stakeholder comments.

The Company is planning to re-register the Project with the Provincial Government however, the works associated with the EIS will be suspended given the change in corporate strategy to greenfield discovery. Assuming a three-year extension is granted, the Company will preserve optionality to resume the EIS process at a later date.

## Tenement Interests

There was no material change to the Company’s tenement interests during the quarter. Table 1 below shows the Company’s tenement interests as at 30 September 2022.

Table 1. Tenement interests as at 30 September 2022 <sup>(5)</sup>

Holder	Licence No.	Project	No. of Claims	Area (km2)	Comments
Cape Ray Mining Limited	025560M	Cape Ray	20	5.00	
Cape Ray Mining Limited	025855M	Cape Ray	32	8.00	Royalty (d)
Cape Ray Mining Limited	025856M	Cape Ray	11	2.75	Royalty (d)
Cape Ray Mining Limited	025857M	Cape Ray	5	1.25	Royalty (d)
Cape Ray Mining Limited	025858M	Cape Ray	30	7.50	Royalty (d)
Cape Ray Mining Limited	026125M	Cape Ray	190	47.50	
Cape Ray Mining Limited	030881M	Cape Ray	255	63.75	
Cape Ray Mining Limited	030884M	Cape Ray	255	63.75	
Cape Ray Mining Limited	030889M	Cape Ray	50	12.50	
Cape Ray Mining Limited	030890M	Cape Ray	118	29.50	
Cape Ray Mining Limited	030893M	Cape Ray	107	26.75	
Cape Ray Mining Limited	030996M	Cape Ray	205	51.25	
Cape Ray Mining Limited	030997M	Cape Ray	60	15.00	Royalty (d)
Cape Ray Mining Limited	031557M	Cape Ray	154	38.5	
Cape Ray Mining Limited	031558M	Cape Ray	96	24	
Cape Ray Mining Limited	031559M	Cape Ray	32	8	
Cape Ray Mining Limited	031562M	Cape Ray	37	9.25	
Cape Ray Mining Limited	032060M	Cape Ray	81	20.25	Royalties (a) (b) (c)
Cape Ray Mining Limited	032061M	Cape Ray	76	19	Royalties (a) (b) (c)
Cape Ray Mining Limited	032062M	Cape Ray	72	18	Royalties (a) (b) (c)
Matador Canada Pty Ltd.	032764M	Hermitage	256	64	Pegged 20 May 2021
Matador Canada Pty Ltd.	032770M	Hermitage	252	63	Pegged 20 May 2021
Matador Canada Pty Ltd.	032818M	Hermitage	95	23.75	Pegged 22 May 2021
Matador Canada Pty Ltd.	032940M	Cape Ray	255	63.75	Pegged 28 May 2021
Matador Canada Pty Ltd.	032941M	Cape Ray	256	64	Pegged 28 May 2021
Matador Canada Pty Ltd.	033080M	Cape Ray	190	47.5	Pegged 14 June 2021
Matador Canada Pty Ltd.	033083M	Cape Ray	256	64	Pegged 14 June 2021
Matador Canada Pty Ltd.	033085M	Cape Ray	256	64	Pegged 14 June 2021
Matador Canada Pty Ltd.	033110M	Hermitage	183	45.75	Pegged 18 June 2021
Cape Ray Mining Limited	034316M	Cape Ray	247	61.79	Pegged 10 March 2022
	<b>Total</b>		<b>4132</b>	<b>1033</b>	

<sup>(5)</sup> The most proximate Aboriginal community to the Project site is the Miawpukek community in Bay d'Espoir, formerly known as "Conne River". It is approximately 230 kilometres to the east of the Project site. It is not known at this time if the Project site is proximate to any traditional territories, archaeological sites, lands or resources currently being used for traditional purposes by Indigenous Peoples. This information will be acquired as part of future environmental baseline studies.

The Crown holds all surface rights in the Project area. None of the property or adjacent areas are encumbered in any way. The area is not in an environmentally or archeologically sensitive zone and there are no aboriginal land claims or entitlements in this region of the province.

There has been no commercial production at the property as of the time of this report.

Royalty Schedule legend:

- 1.75% net smelter returns royalty (NSR) held by Alexander J. Turpin pursuant to the terms of an agreement dated 25 June 2002, as amended 27 February 2003 and 11 April 2008. The agreement between Alexander J. Turpin, Cornerstone Resources Inc. and Cornerstone Capital Resources Inc., of which 1.0% NSR can be repurchased or \$1,000,000 reducing such royalty to a 0.75% NSR. The agreement which royalty applies to Licences 14479M, 17072M, 9338M, 9339M and 9340M covering 229 claims, all as described in the foregoing agreements.
- 0.25% net smelter returns royalty (NSR) held by Cornerstone Capital Resources Inc. and Cornerstone Resources Inc. (collectively the "Royalty Holder") pursuant to the terms of an agreement dated 19 December 2012, as amended 26 June 2013, between the Royalty Holders and Benton, which royalty applies to Licence 017072M, as described in the foregoing agreement.
- Sliding scale net smelter returns royalty (NSR) held by Tenacity Gold Mining Company Ltd. pursuant to the terms of an agreement dated 7 October 2013 with Benton Resources Inc.:
  - 3% NSR when the quarterly average gold price is less than US\$2,000 per ounce (no buy-down right);
  - 4% NSR when the quarterly average gold price is equal to or greater than US\$3,000 per ounce with the right to buy-down the royalty from 5% to 4% for CAD \$500,000; On Licences 7833M, 8273M, 9839M and 9939M as described in Schedule C of the foregoing agreement.
- 1.0% net smelter returns royalty (NSR) held by Benton Resources Inc pursuant to the terms of the sale agreement between Benton and Matador of which 0.5% NSR can be repurchased for \$1,000,000 reducing such royalty to a 0.5% NSR. The agreement which the royalty applies to covers licences 025854M, 025855M, 025858M, 025856M and 025857M covering 131 claims.

**Table 2. Mineral Resource Estimate – May 2020**

Cape Ray Gold Project Summary Mineral Resource																	
			Indicated					Inferred					Total				
Deposit	Cut-off	RL	Tonnes (Mt)	Au (g/t)	Ag (g/t)	Contained Au (Koz)	Contained Ag (Koz)	Tonnes (Mt)	Au (g/t)	Ag (g/t)	Contained Au (Koz)	Contained Ag (Koz)	Tonnes (Mt)	Au (g/t)	Ag (g/t)	Contained Au (Koz)	Contained Ag (Koz)
Z4/41	0.5	>100mRL	2.1	2.83	8	191	545	1.3	1.48	6	61	236	3.4	2.32	7	252	781
	2	<100mRL	0.2	3.10	11	23	77	0.2	2.90	9	17	56	0.4	3.01	10	40	133
Z51	0.5	>200mRL	0.8	4.25	9	103	211	0.0	1.43	5	1	3	0.8	4.18	9	104	214
	2	<200mRL	0.2	4.41	11	32	77	0.1	2.59	3	12	15	0.4	3.71	8	43	92
HZ	0.5	All	0.2	1.11	1	8	8	0.0	0.90	1	0	0	0.2	1.11	1	8	8
PW	0.25	All	-	-	-	-	-	2.2	1.12	4	80	257	2.2	1.12	4	80	257
IAM	0.5	All	-	-	-	-	-	0.8	2.39	2	60	60	0.8	2.39	2	60	60
Big Pond	0.5	All	-	-	-	-	-	0.1	5.30	3	19	12	0.1	5.30	3	19	12
WGH	0.25	All	-	-	-	-	-	4.7	1.55	10	232	1,455	4.7	1.55	10	232	1,455
	Total		3.5	3.15	8	356	918	9.4	1.60	7	481	2,094	12.9	2.02	7	837	3,012
Note: Figures have been rounded and rounding errors may apply. Contained metal figures do not take metallurgical recovery into account. Reported cut-offs from Zones 51, 4/41 cover both open-pit resources scenario 10.5o/t Au cut-off and underground scenario 12o/t Au cut-off. 2020 resource updates for Zones 4/41, 51, WGH and PW use 2.8t/m³ density.																	

Note: Figures have been rounded and rounding errors may apply. Contained metal figures do not take metallurgical recovery into account. Reported cut-offs from Zones 51, 4/41 cover both open-pit resources scenario (0.5g/t Au cut off) and underground scenario (2g/t Au cut off). 2020 resource updates for Zones 4/41, 51, WGH and PW use 2.8t/m<sup>3</sup> density.

- All Mineral Resources are completed in accordance with the JORC Code 2012 Edition.
- All figures are rounded to reflect appropriate levels of confidence. Apparent differences may occur due to rounding.
- Cut-off grade assumptions approximately reflect a US \$1,550 per ounce gold price as per the Cape Ray Scoping Study.
- Open Pit Mineral Resources are reported at various cut-off grades to reflect assumed Reasonable Prospects of Eventual Economic Extraction as derived from the Cape Ray Scoping Study: Z4/41 - 0.50 g/t Au cut-off above 100mRL; Z51 – 0.5 g/t Au cut-off above 200mRL; HZ, IAM and WGH all reported at 0.5 g/t Au cut-off with no constraint; Big Pond and PW reported at 0.25 g/t Au cut-off with no constraint.
- Underground Mineral Resources are reported at a 2.0 g/t Au cut-off grade to reflect assumed Reasonable Prospects of Eventual Economic Extraction as derived from the Cape Ray Scoping Study: Z4/41 – 2.0 g/t Au cut-off below 100mRL; Z51 – 2.0 g/t Au cut-off below 200mRL.

This Quarterly Activities Report has been authorised for release by the Company's Board of Directors.

To learn more about the Company, please visit [www.matadormining.com.au](http://www.matadormining.com.au), or contact:

**Sam Pazuki – Managing Director & CEO**  
 Phone: +61 8 6117 0478  
 Email: [info@matadormining.com.au](mailto:info@matadormining.com.au)

**Alex Cowie – Investor Relations**  
 Phone: +61 412 952 610  
 Email: [alexc@nwrcommunications.com.au](mailto:alexc@nwrcommunications.com.au)

## Reference to Previous ASX Announcements

In relation to the exploration results included in this announcement, the dates of which are referenced, the Company confirms that it is not aware of any new information or data that materially affects the information included in the original market announcements.

In relation to the Mineral Resource estimate announced on 6 May 2020 (see Table 2), Matador confirms that it is not aware of any new information or data that materially affects the information included in that announcement and that all material assumptions and technical parameters underpinning the Mineral Resource estimate in the announcement of 6 May 2020 continue to apply and have not materially changed. The Company confirms that the form and context in which the Competent Person's findings are presented have not been materially modified from the original market announcement.

In relation to the results of the Scoping Study which were announced on 6 May 2020, Matador confirms that all material assumptions underpinning the production target and forecast financial information included in that announcement continue to apply and have not materially changed.

## Other

Matador acknowledges the financial support of the Junior Exploration Assistance Program, Department of Industry, Energy and Technology, Provincial Government of Newfoundland and Labrador, Canada.

## Appendix 5B

### Mining exploration entity or oil and gas exploration entity quarterly cash flow report

Name of entity

Matador Mining Limited

ABN

45 612 912 393

Quarter ended ("current quarter")

30 September 2022

Consolidated statement of cash flows		Current quarter \$A'000	Year to date (3 months) \$A'000
<b>1.</b>	<b>Cash flows from operating activities</b>		
1.1	Receipts from customers	-	-
1.2	Payments for		
	(a) exploration & evaluation	-	-
	(b) development	-	-
	(c) production	-	-
	(d) staff costs	(371)	(371)
	(e) administration and corporate costs	(374)	(374)
1.3	Dividends received (see note 3)	-	-
1.4	Interest received	1	1
1.5	Interest and other costs of finance paid	-	-
1.6	Income taxes paid	-	-
1.7	Government grants and tax incentives	-	-
1.8	Other (Business development activities)	(42)	(42)
<b>1.9</b>	<b>Net cash from / (used in) operating activities</b>	<b>(786)</b>	<b>(786)</b>
<b>2.</b>	<b>Cash flows from investing activities</b>		
2.1	Payments to acquire or for:		
	(a) entities	-	-
	(b) tenements	-	-
	(c) property, plant and equipment	(176)	(176)
	(d) exploration & evaluation	(976)	(976)
	(e) investments	-	-
	(f) other non-current assets	-	-

Consolidated statement of cash flows		Current quarter \$A'000	Year to date (3 months) \$A'000
2.2	Proceeds from the disposal of:		
	(a) entities	-	-
	(b) tenements	-	-
	(c) property, plant and equipment	-	-
	(d) investments	-	-
	(e) other non-current assets	-	-
2.3	Cash flows from loans to other entities	-	-
2.4	Dividends received (see note 3)	-	-
2.5	Other (provide details if material)	-	-
<b>2.6</b>	<b>Net cash from / (used in) investing activities</b>	<b>(1,152)</b>	<b>(1,152)</b>

<b>3.</b>	<b>Cash flows from financing activities</b>		
3.1	Proceeds from issues of equity securities (excluding convertible debt securities)	7,690	7,690
3.2	Proceeds from issue of convertible debt securities	-	-
3.3	Proceeds from exercise of options	-	-
3.4	Transaction costs related to issues of equity securities or convertible debt securities	(384)	(384)
3.5	Proceeds from borrowings	149	149
3.6	Repayment of borrowings	-	-
3.7	Transaction costs related to loans and borrowings	-	-
3.8	Dividends paid	-	-
3.9	Other (Funds received in advanced for shares yet to be issued)	170	170
<b>3.10</b>	<b>Net cash from / (used in) financing activities</b>	<b>7,625</b>	<b>7,265</b>

<b>4.</b>	<b>Net increase / (decrease) in cash and cash equivalents for the period</b>		
4.1	Cash and cash equivalents at beginning of period	3,105	3,105
4.2	Net cash from / (used in) operating activities (item 1.9 above)	(786)	(786)
4.3	Net cash from / (used in) investing activities (item 2.6 above)	(1,152)	(1,152)

Consolidated statement of cash flows		Current quarter \$A'000	Year to date (3 months) \$A'000
4.4	Net cash from / (used in) financing activities (item 3.10 above)	7,625	7,625
4.5	Effect of movement in exchange rates on cash held	11	11
4.6	<b>Cash and cash equivalents at end of period</b>	<b>8,803</b>	<b>8,803</b>

5.	Reconciliation of cash and cash equivalents at the end of the quarter (as shown in the consolidated statement of cash flows) to the related items in the accounts	Current quarter \$A'000	Previous quarter \$A'000
5.1	Bank balances	8,803	3,105
5.2	Call deposits	-	-
5.3	Bank overdrafts	-	-
5.4	Other (provide details)	-	-
5.5	<b>Cash and cash equivalents at end of quarter (should equal item 4.6 above)</b>	<b>8,803</b>	<b>3,105</b>

6.	Payments to related parties of the entity and their associates	Current quarter \$A'000
6.1	Aggregate amount of payments to related parties and their associates included in item 1	208
6.2	Aggregate amount of payments to related parties and their associates included in item 2	-

*Note: if any amounts are shown in items 6.1 or 6.2, your quarterly activity report must include a description of, and an explanation for, such payments.*

Payments to Directors for Director fees

<b>7.</b>	<b>Financing facilities</b> <i>Note: the term "facility" includes all forms of financing arrangements available to the entity.</i> <i>Add notes as necessary for an understanding of the sources of finance available to the entity.</i>	<b>Total facility amount at quarter end \$A'000</b>	<b>Amount drawn at quarter end \$A'000</b>
7.1	Loan facilities	-	-
7.2	Credit standby arrangements	-	-
7.3	Other (Motor vehicle financing)	149	149
7.4	<b>Total financing facilities</b>	149	149
7.5	<b>Unused financing facilities available at quarter end</b>		-
7.6	Include in the box below a description of each facility above, including the lender, interest rate, maturity date and whether it is secured or unsecured. If any additional financing facilities have been entered into or are proposed to be entered into after quarter end, include a note providing details of those facilities as well.  The group has a facility with the Royal Bank of Canada for motor vehicle financing. The facility is secured by the underlying assets being financed, with a fixed interest rate of 4.49% and monthly repayments until August 2026.		

<b>8.</b>	<b>Estimated cash available for future operating activities</b>	<b>\$A'000</b>
8.1	Net cash from / (used in) operating activities (item 1.9)	(786)
8.2	(Payments for exploration & evaluation classified as investing activities) (item 2.1(d))	(976)
8.3	Total relevant outgoings (item 8.1 + item 8.2)	(1,762)
8.4	Cash and cash equivalents at quarter end (item 4.6)	8,803
8.5	Unused finance facilities available at quarter end (item 7.5)	-
8.6	Total available funding (item 8.4 + item 8.5)	8,803
8.7	<b>Estimated quarters of funding available (item 8.6 divided by item 8.3)</b>	5
	<i>Note: if the entity has reported positive relevant outgoings (e.g., a net cash inflow) in item 8.3, answer item 8.7 as "N/A". Otherwise, a figure for the estimated quarters of funding available must be included in item 8.7.</i>	
8.8	If item 8.7 is less than 2 quarters, please provide answers to the following questions:	
8.8.1	Does the entity expect that it will continue to have the current level of net operating cash flows for the time being and, if not, why not?  N/A	
8.8.2	Has the entity taken any steps, or does it propose to take any steps, to raise further cash to fund its operations and, if so, what are those steps and how likely does it believe that they will be successful?  N/A	

8.8.3 Does the entity expect to be able to continue its operations and to meet its business objectives and, if so, on what basis?

N/A

*Note: where item 8.7 is less than 2 quarters, all of questions 8.8.1, 8.8.2 and 8.8.3 above must be answered.*

## Compliance statement

- 1 This statement has been prepared in accordance with accounting standards and policies which comply with Listing Rule 19.11A.
- 2 This statement gives a true and fair view of the matters disclosed.

Date: 27 October 2022

Authorised by: The Board  
 (Name of body or officer authorising release – see note 4)

## Notes

1. This quarterly cash flow report and the accompanying activity report provide a basis for informing the market about the entity's activities for the past quarter, how they have been financed and the effect this has had on its cash position. An entity that wishes to disclose additional information over and above the minimum required under the Listing Rules is encouraged to do so.
2. If this quarterly cash flow report has been prepared in accordance with Australian Accounting Standards, the definitions in, and provisions of, *AASB 6: Exploration for and Evaluation of Mineral Resources* and *AASB 107: Statement of Cash Flows* apply to this report. If this quarterly cash flow report has been prepared in accordance with other accounting standards agreed by ASX pursuant to Listing Rule 19.11A, the corresponding equivalent standards apply to this report.
3. Dividends received may be classified either as cash flows from operating activities or cash flows from investing activities, depending on the accounting policy of the entity.
4. If this report has been authorised for release to the market by your board of directors, you can insert here: "By the board". If it has been authorised for release to the market by a committee of your board of directors, you can insert here: "By the [name of board committee – e.g., Audit and Risk Committee]". If it has been authorised for release to the market by a disclosure committee, you can insert here: "By the Disclosure Committee".
5. If this report has been authorised for release to the market by your board of directors and you wish to hold yourself out as complying with recommendation 4.2 of the ASX Corporate Governance Council's *Corporate Governance Principles and Recommendations*, the board should have received a declaration from its CEO and CFO that, in their opinion, the financial records of the entity have been properly maintained, that this report complies with the appropriate accounting standards and gives a true and fair view of the cash flows of the entity, and that their opinion has been formed on the basis of a sound system of risk management and internal control which is operating effectively.