

AGM VIRTUAL MEETING DETAILS

As previously announced, shareholders of OreCorp Limited (**OreCorp** or the **Company**) have been invited to attend the Annual General Meeting (**AGM**) of the Company, taking place at Level 12, Exchange Tower, 2 The Esplanade, Perth, Western Australia on Wednesday, 16 November 2022 at 11.00 am (AWST).

The AGM is being held as a hybrid meeting, with shareholders able to attend physically or virtually, through an online platform powered by the Company's share registry, Automic. The attached Virtual Meeting Guide provides instructions for shareholders as regards their virtual attendance and voting at the AGM. Instructions can also be found in the Notice of AGM dated 13 October 2022 and on the Company's website at <https://www.orecorp.com.au/annual-general-meeting>.

For those guests and visitors who are not shareholders but wish to attend the AGM virtually, please use the following pre-registration link:

https://us02web.zoom.us/webinar/register/WN_Z0SKNmy4TTWNL-2V8uTz8A

Shareholders, as well as guests and visitors, are encouraged to create an account and/or register prior to the start of the AGM to ensure there is no delay in attending the AGM online.

Authorised for release on behalf of the Company by the CEO & Managing Director

For further information please contact

Matthew Yates
CEO & Managing Director
+61 9381 9997

Maude Lacasse
Investor Relations
maude@nwrcommunications.com.au
+61 (0) 416 499 856

For more information

 Follow us on [LinkedIn](#)  Follow us on [Twitter](#)

 Visit our investor websites: www.orecorp.com.au

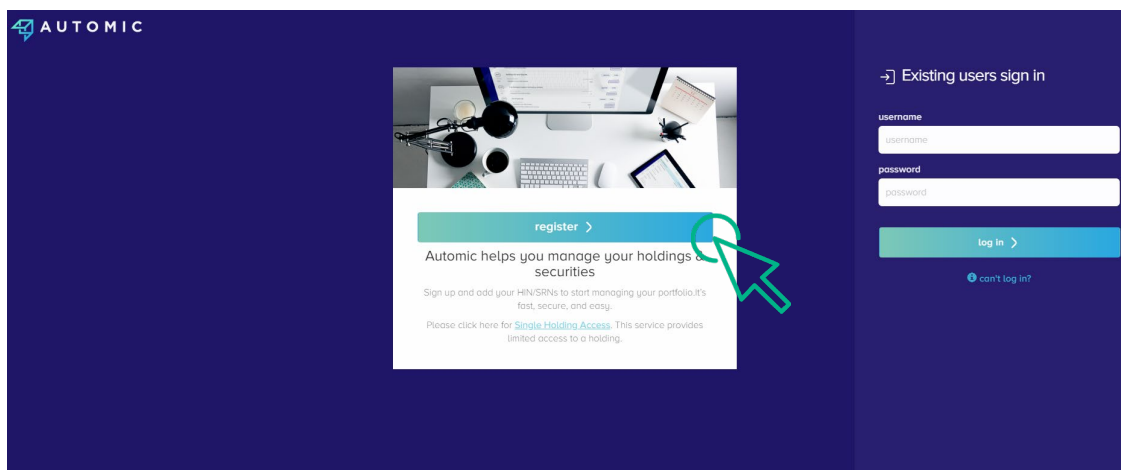
 Subscribe to our [mailing list](#) to receive business updates and investor information

Virtual Meeting Registration and Voting

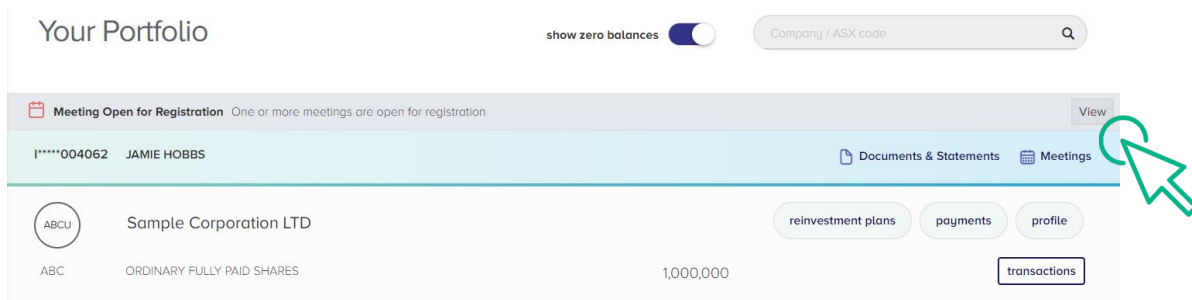


REGISTRATION

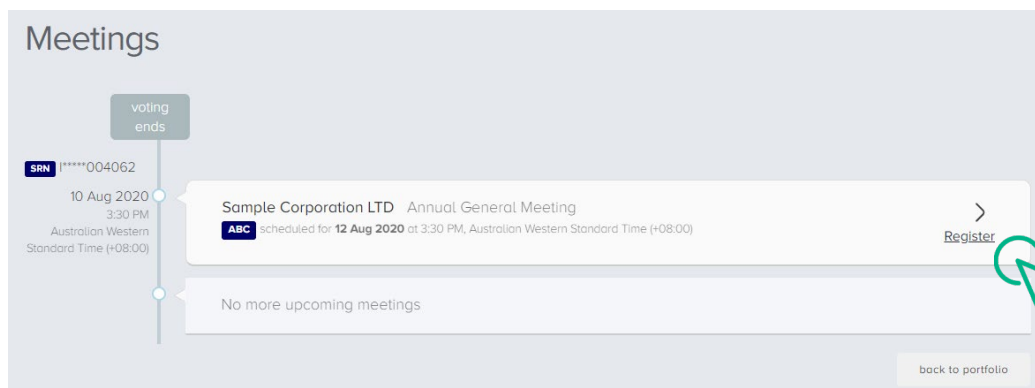
- Go to: <https://investor.automic.com.au/#/home>.
- Log in using your existing username and password or click on “register” and follow the on-screen prompts to create your login credentials.



- Once logged in you will see that the meeting is open for registration. Click on “view”.

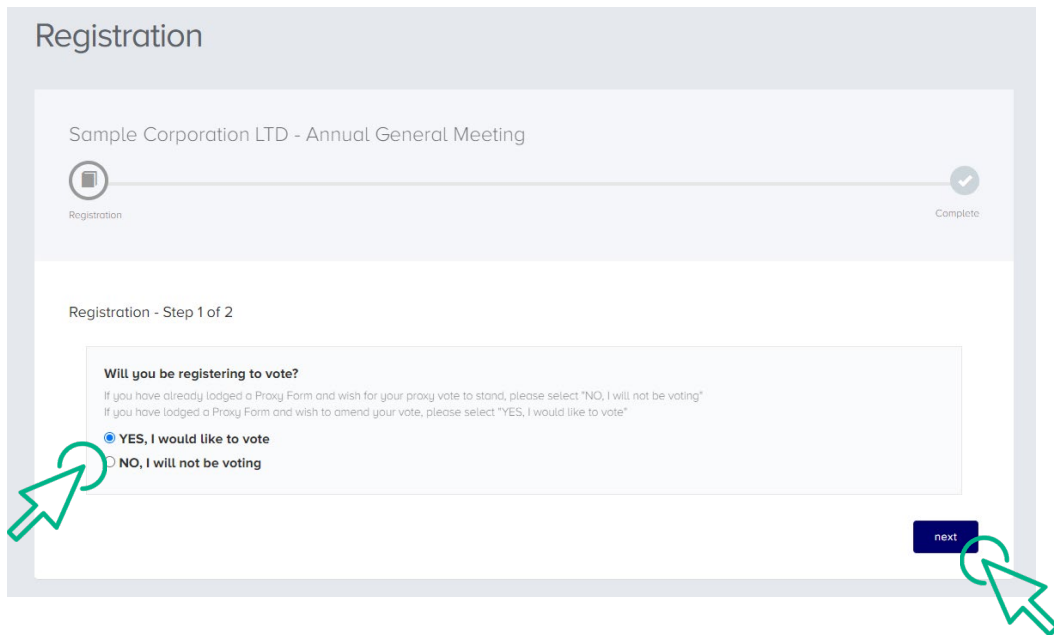


- Click on “register” to register your attendance for the meeting.



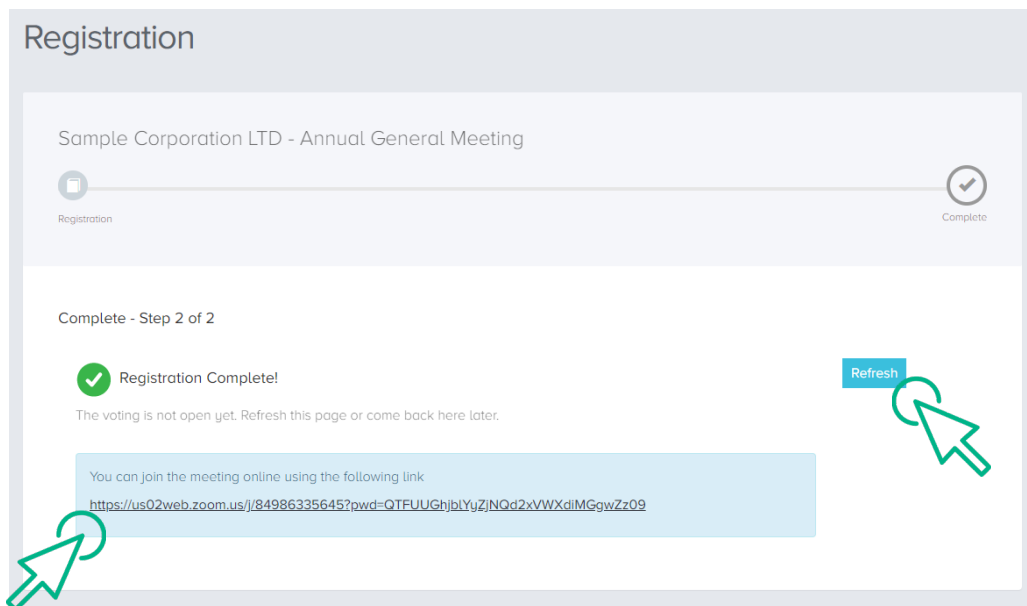
REGISTRATION

- Select “yes, I would like to vote” and then click “next”.



The screenshot shows the 'Registration' page for 'Sample Corporation LTD - Annual General Meeting'. A progress bar at the top indicates 'Registration' is the current step and 'Complete' is the next step. The main content area is titled 'Registration - Step 1 of 2'. It contains a question: 'Will you be registering to vote?' with two options: 'YES, I would like to vote' (selected with a radio button) and 'NO, I will not be voting'. A green arrow points to the 'YES' option. Below the question, there is a 'next' button. A green arrow points to the 'next' button.

- You will be placed on a holding page until voting opens for the meeting. From here you can access the meeting video/audio by selecting the meeting URL.
- Once the Chair of the Meeting declares voting open, you should select “refresh”.



The screenshot shows the 'Registration' page for 'Sample Corporation LTD - Annual General Meeting'. A progress bar at the top indicates 'Registration' is the current step and 'Complete' is the next step. The main content area is titled 'Complete - Step 2 of 2'. It contains a green checkmark icon and the text 'Registration Complete!'. Below this, it says 'The voting is not open yet. Refresh this page or come back here later.' A green arrow points to the 'Refresh' button. At the bottom, there is a blue box containing the text 'You can join the meeting online using the following link' and a Zoom URL: <https://us02web.zoom.us/j/84986335645?pwd=QTFUUGhjb1YyZlNkd2xVWXdlMGgwZz09>. A green arrow points to the URL.

VOTING

- The next screen will display the resolutions to be put to the meeting.
- The Chair of the meeting will provide instructions on when to mark your vote.
- You record your vote by selecting either “for”, “against” or “abstain” next to the appropriate resolution.
- Once voting has been declared closed you must select “next” to submit your vote.

Voting

Sample Corporation LTD - Annual General Meeting

Registration Poll Review Complete

Poll - Step 2 of 4

You can join the meeting online using the following link
<https://us02web.zoom.us/j/84986335645?pwd=QTFUUGhjbUyZlNQd2xVWXdlMGgwZz09>

Resolutions
You must vote on all resolutions, except for those marked as withdrawn.

1	Remuneration Report	for	against	abstain
2	Re-Election of Mr Robert Smith as Director	for	against	abstain

prev next

- On the next screen, check your vote is correct and select the box next to “declaration” – you cannot confirm your vote unless you select this box.
- Select “confirm” to confirm your vote – you CANNOT amend your vote after pressing the “confirm” button.

Review - Step 3 of 4

Confirmation
Please review and confirm.

1	Remuneration Report	for	against	abstain
2	Re-Election of Mr Robert Smith as Director	for	against	abstain

☒ **Declaration** PLEASE NOTE: You will not be able to change your votes after pressing the **confirm** button.
By pressing **confirm** you agree that this online voting form has been signed, authorised and submitted by you, in your capacity as a registered holder (or legally authorised representative) of the Company, in accordance with the requirements under the Company's Constitution, the Corporations Act 2001 (Cth) and Automic's terms and conditions.

prev confirm

VOTING COMPLETE

- Your vote is now lodged and is final.

Voting

Sample Corporation LTD - Annual General Meeting

Poll

Review

Complete

Complete - Step 3 of 3

Complete

You have successfully submitted your vote.

You can join the meeting online using the following link

<https://us02web.zoom.us/j/85784417406?pwd=TFF0TTdGTEhGSENlbUN5NzF3bUUQT09;>