

16 January 2023

Tietto pours first gold at Abujar:

3.45Moz Abujar Gold Project in Côte d'Ivoire becomes West Africa's newest gold mine



Figure 1: Tietto's Chief Operating Officer Matt Wilcox and our construction team celebrate the first gold pour at Abujar

Highlights:

- Tietto has poured gold weighing 12.89 kg (414 troy oz) in its first smelt at Abujar
- Abujar constructed on budget and schedule – first gold achieved within 12 months after breaking ground for construction commencement
- Abujar gold production is **unhedged** and **free of debt**
- Abujar DFS forecast 260,000oz gold in its first year of production¹
- Tietto expects to complete 120,000m of drilling in CY2023; Abujar resource update expected in Q1 CY23

West African gold producer Tietto Minerals Limited (ASX: TIE) (**Tietto** or the **Company**) is pleased to announce it has **poured first gold** at its **3.45Moz** Abujar Gold Project in Côte d'Ivoire, West Africa.

Tietto Managing Director, Dr Caigen Wang, said: *"We are so excited and proud to have reached this transformational milestone at Abujar to become West Africa's newest gold producer.*

"I thank our build team at Tietto, led by Chief Operating Officer Matt Wilcox, and all our contractors, suppliers and stakeholders who have contributed to make this achievement possible. We gave ourselves a tight timeframe to achieve our gold production goal and it's incredibly pleasing to see it come to fruition.

¹ Refer ASX Announcement dated 5th October 2021

“With our first gold poured, we now look to ramping up to commercial production this quarter as we continue our drilling program and progress feasibility study on APG Heap Leach project in tandem to grow our Abujar project even further to realise its full potential and create value for our Company, our shareholders and for the people of Cote d’Ivoire.”



Figures 2 and 3: Tietto teams celebrating first gold pour at Abujar





Figure 4: Abujar first gold pour




Figure 5: Abujar first gold bar

Next Steps

Tietto has no debt with zero gold hedging and has delivered its first gold pour at Abujar. The Abujar DFS forecast **260,000oz gold in its first year of production**². Tietto is positioned to continue building its resource inventory at Abujar while ramping up gold production in 2023 as it:

1. **Continues to drive rapid resource growth at the 3.45Moz Abujar Gold Project; and**
2. **Increases the gold production profile of the Abujar Gold Project.**

Tietto aims to complete up to 120,000m of diamond drilling in CY23 with its fleet of eight rigs in operation at Abujar.

The Company is on track to deliver a resource update in Q1 CY23.

With Tietto achieving first gold at the Abujar Gold Project, Abujar has become West Africa's newest producing gold mine.

ENDS

This update has been authorised on behalf of Tietto Minerals Limited by:

Dr Caigen Wang
Managing Director

Mark Strizek
Executive Director

² Refer ASX Announcement dated 5th October 2021

Tel: +61 8 9420 8270

Mob: +61 431 084 305

Nathan Ryan (Media)nathan.ryan@nwrcommunications.com.au

+61 420 582 887

Competent Persons' Statements

The information in this report that relates to Exploration Targets and Exploration Results is based on information compiled by Mr Mark Strizek, a Competent Person who is a Member of The Australasian Institute of Mining and Metallurgy. Mr Strizek is a non-executive director of the Company. Mr Strizek has sufficient experience that is relevant to the style of mineralisation and type of deposit under consideration and to the activity being undertaken to qualify as a Competent Person as defined in the 2012 edition of the "Australasian Code for Reporting of Exploration Results, Mineral Resources and Ore Reserves". Mr Strizek consents to the inclusion in the announcement of the matters based on his information in the form and context in which it appears. Additionally, Mr Strizek confirms that the entity is not aware of any new information or data that materially affects the information contained in the ASX releases referred to in this report.

The information in this presentation that relates to Mineral Resources was prepared by RPM Global and released on the ASX platform on 11 April 2022. The Company confirms that it is not aware of any new information or data that materially affects the Minerals Resources in this publication. The Company confirms that all material assumptions and technical parameters underpinning the estimates continue to apply and have not materially changed. The Company confirms that the form and context in which the RPM Global's findings are presented have not been materially modified.

The information in this report that relates to Mineral Resources is based on information evaluated by Mr Jeremy Clark who is a Member of The Australasian Institute of Mining and Metallurgy (MAusIMM) and who has sufficient experience relevant to the style of mineralisation and type of deposit under consideration and to the activity which he is undertaking to qualify as a Competent Person as defined in the 2012 edition of the "Australasian Code for Reporting of Exploration Results, Mineral Resources and Ore Reserves". Mr Clark is an associate of RPM and he consents to the inclusion of the estimates in the report of the Mineral Resource in the form and context in which they appear.

The information in this report that relates to Ore Reserves was prepared by RPM and released on the ASX platform on 5 October 2021. The Company confirms that it is not aware of any new information or data that materially affects the Ore Reserves in this publication. The Company confirms that all material assumptions and technical parameters underpinning the estimates continue to apply and have not materially changed. The Company confirms that the form and context in which the RPM findings are presented have not been materially modified.

The information in the report that relates to Ore Reserves for the Abujar Gold Project is based on information compiled and reviewed by Mr. Igor Bojanic, who is a Fellow of the Australasian Institute of Mining and Metallurgy, and is an employee of RPM. Mr. Igor Bojanic has sufficient experience, which is relevant to the style of mineralisation and type of deposit under consideration and to the activity, which he has undertaken to qualify as a Competent Person, as defined in the 2012 Edition of the Australasian Code for the Reporting of Mineral Resources and Ore Reserves. Mr. Igor Bojanic is not aware of any potential for a conflict of interest in relation to this work for the Client. The estimates of Ore Reserves presented in this Statement have been carried out in accordance with the "Australasian Code for Reporting of Exploration Results, Mineral Resources and Ore Reserves" (30 September, 2021).

Compliance Statement

This report contains information extracted from ASX market announcements reported in accordance with the 2012 edition of the "Australasian Code for Reporting of Exploration Results, Mineral Resources and Ore Reserves" ("2012 JORC Code") and available for viewing at www.tietto.com. Includes results reported previously and published on ASX platform, 16 January 2018, 27 March 2018, 23 April 2018, 8 May 2018, 7 June 2018, 4 October 2018, 1 November 2018, 28 November 2018, 31 January 2019, 26 February 2019, 12 March 2019, 19 March 2019, 9 April 2019, 9 May 2019, 30 May 2019, 9 July 2019, 26 July 2019, 2 October 2019, 24 October 2019, 12 December 2019, 23 January 2020, 20 February 2020, 10 March 2020, 24 March 2020, 2 April 2020, 9 April 2020, 23 April 2020, 3 June 2020, 9 June 2020, 25 June 2020, 2 July 2020, 21 July 2020, 20 July 2020, 29 July 2020, 19 August 2020, 9 September 2020, 24 September 2020, 26 October 2020, 11 December 2020, 18 January 2021, 12 February 2021, 23 February 2021, 23 March 2021, 6 April 2021, 8 April 2021, 20 April 2021, 3 May 2021, 6 May 2021, 11 May 2021, 21 May 2021, 27 May 2021, 11 June 2021, 16 June 2021, 12 July 2021, 10 September 2021, 22 September 2021, 5 October 2021, 13 October 2021, 21 October 2021, 8 November 2021, 12 November 2021, 16 November 2021, 22 November 2021, 30 November 2021, 10 December 2021, 22 December 2021, 18 January 2022, 20 January 2022, 24 January 2022, 7 February 2022, 14 February 2022, 18 February 2022, 25 February 2022, 15 March 2022, 29 March 2022, 11 April 2022, 29 April 2022, 4 May 2022, 16 May 2022, 24 May 2022, 8 June 2022, 10 June 2022, 14 June 2022, 29 June 2022, 4 July 2022, 12 July 2022, 14 July 2022, 21 July 2022, 28 July 2022, 1 August 2022, 17 August 2022, 1 September 2022, 12 September 2022, 14 September 2022, 20 September 2022, 29 September 2022, 4 October 2022, 11 October 2022, 26 October 2022, 10 November 2022, 11 November 2022, 22 November 2022, 24 November 2022, 7 December 2022, 12 December 2022, 16 December 2022 and 3 January 2023. The Company confirms that all material assumptions and technical parameters underpinning the Mineral Resources and Ore Reserves continue to apply and have not materially changed. The Company confirms that it is not aware of any new information or data that materially affects the information included in the previous announcements.

Forward Looking Statements

Some statements in this document may be forward-looking statements. Such statements include, but are not limited to, statements with regard to capacity, future production and grades, projections for sales growth, estimated revenues and reserves, targets for cost savings, the construction cost of new projects, projected capital expenditures, the timing of new projects, future cash flow and debt levels, the outlook for minerals and metals prices, the outlook for economic recovery and trends in the trading environment and may be (but are not necessarily) identified by the use of phrases such as "will", "expect", "anticipate", "believe" and "envisage".

By their nature, forward-looking statements involve risk and uncertainty because they relate to events and depend on circumstances that will occur in the future and may be outside Tietto Minerals' control. Actual results and developments may differ materially from those expressed or implied in such statements because of a number of factors, including levels of demand and market prices, the ability to produce and transport products profitably, the impact of foreign currency exchange rates on market prices and operating costs, operational problems, political uncertainty and economic conditions in relevant areas of the world, the actions of competitors, activities by governmental authorities such as changes in taxation or regulation.

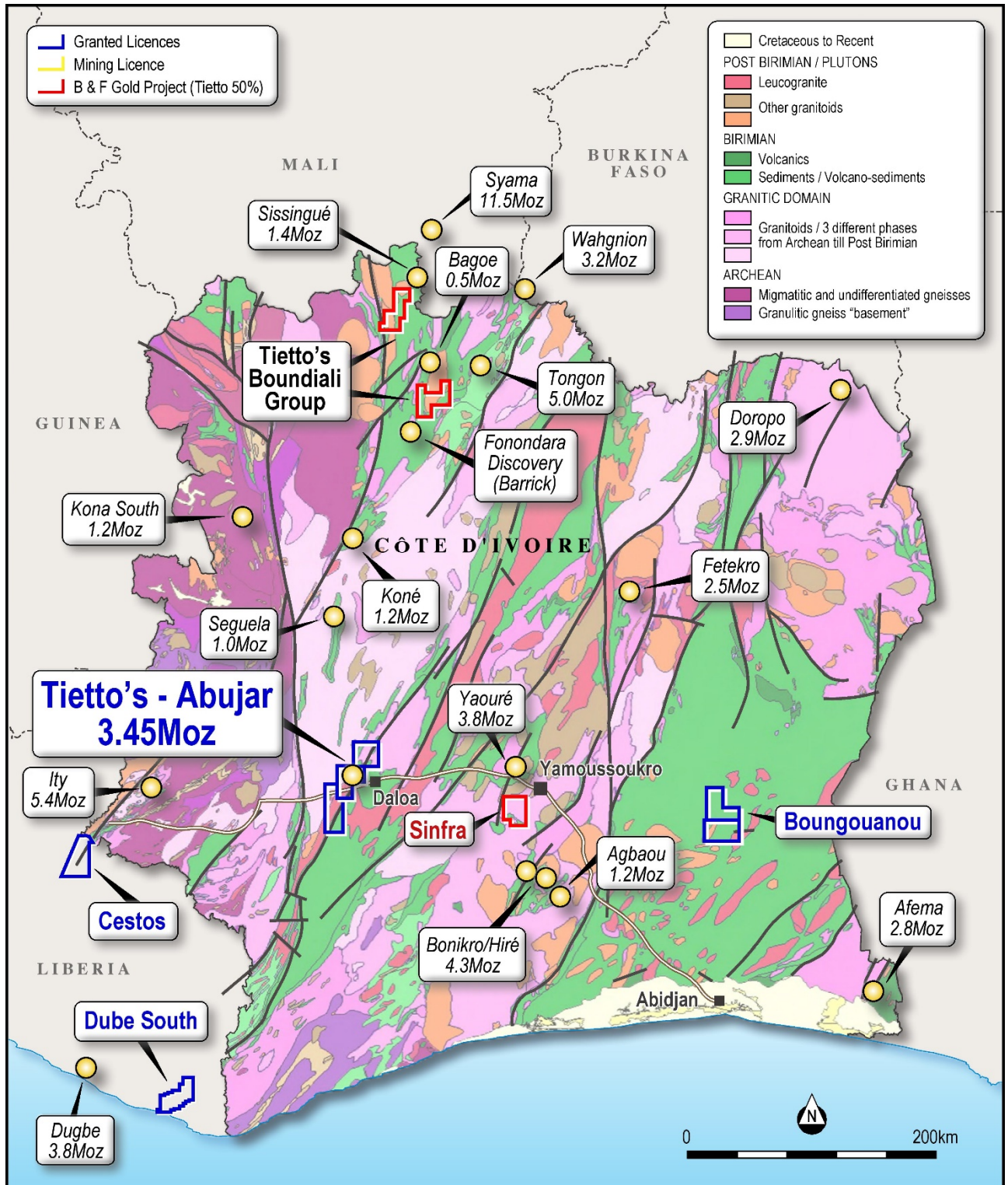


Figure 6: Plan view showing location of Tietto's Projects

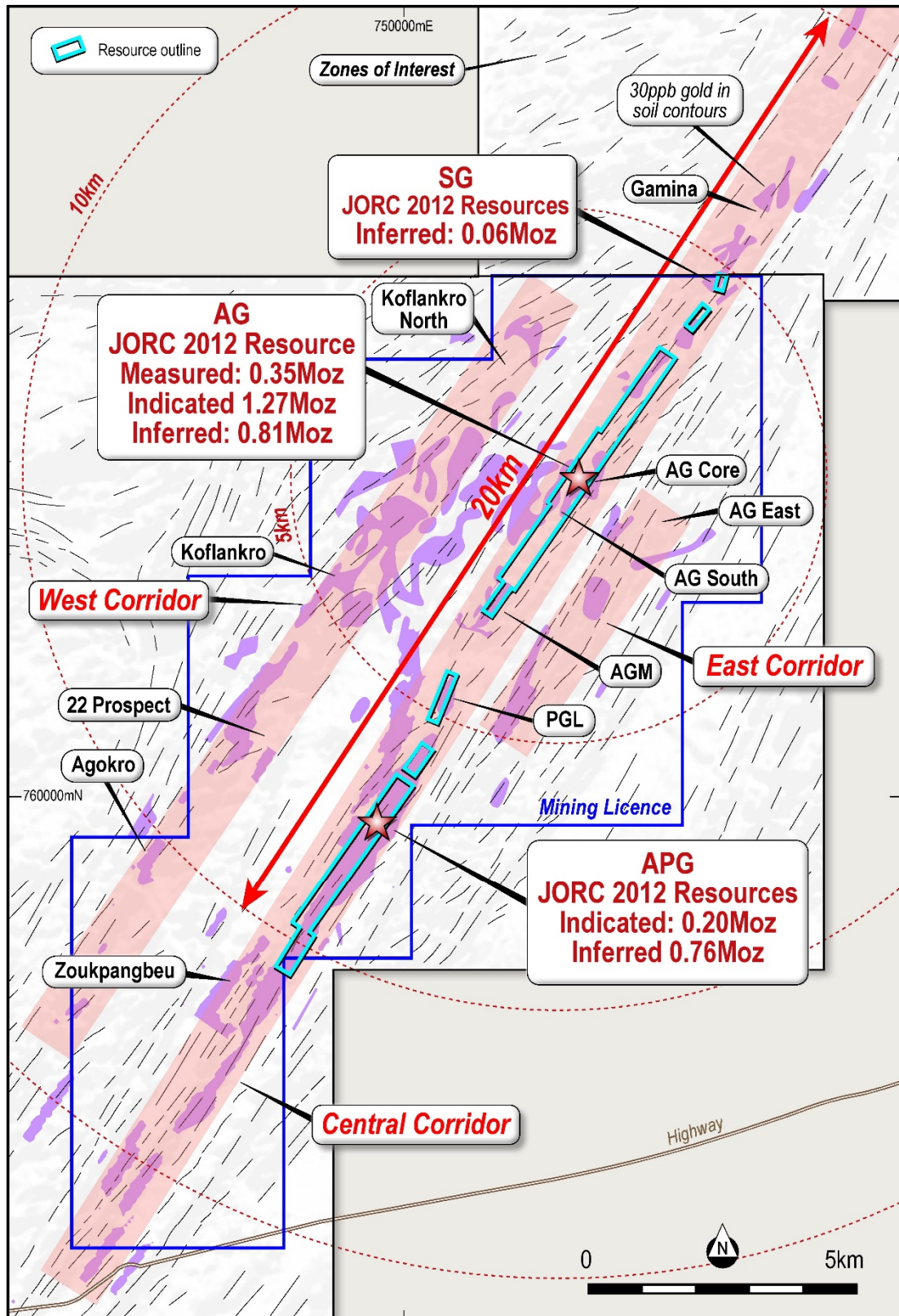


Figure 7: Plan view showing Abujar Project

Abujar Gold Project, Côte d'Ivoire

The Abujar Gold Project is located approximately 30km from the major regional city of Daloa in central western Côte D'Ivoire. It is close to good regional and local infrastructure to facilitate exploration and development being only 15km from nearest tarred road and grid power.

The Abujar Gold Project is comprised of three contiguous exploration tenements, Middle, South and North tenement, with a total land area of 1,114km², of which less than 10% has been explored. It features an NNE-orientated gold corridor over 70km striking across three tenements.

In December 2020, a gold exploitation (mining) licence within the Abujar Middle exploration tenement was granted. The mining tenement covers an area of 120.36km².

Tietto is well placed to grow its resource inventory. It has substantially advanced the project since starting exploration in mid-2015 with the identification of 3.45 million ounces Measured, Indicated, and Inferred JORC 2012 Mineral Resources and has completed metallurgical test work and a DFS. Tietto recently completed construction of the Abujar Gold Plant and produced first gold on 14 January 2023.

Abujar Mineral Resources

Results of the independent Mineral Resources estimate for the Project are tabulated in the Statement of Mineral Resources below, which are reported in line with the requirements of the 2012 JORC Code; as such the Statement of Mineral Resources is suitable for public reporting. The Statement of Mineral Resources shown in Table 1.

Within AG, the Mineral Resource is reported at a cut of grade of 0.25 g/t Au within a pit shell that used a gold price of 2,000 USD per troy ounce, and 1.1 g/t Au below the pit shell. The cut off grades were based on estimated mining and processing costs and recovery factors and are detailed in JORC Table 1. It is highlighted that while a 2,000 USD per ounce pit shell was utilised the cut-off grades were estimated based on the gold price of 1,800 USD per troy ounce which is 1.25 times the consensus forecast as of February 2022.

Within APG, the Mineral Resource is reported at a cut of grade of 0.30 g/t Au within a pit shell that used a gold price of 2,000 USD per troy ounce, and 1.1 g/t Au below the pit shell. The cut off grades were based on estimated mining and processing costs and recovery factors and are detailed in JORC Table 1. It is highlighted that while a 2,000 USD per ounces pit shell was utilised the cut-off grades were estimated based on the gold price of 1,800 USD per troy ounce which is 1.25 times the consensus forecast as of February 2022.

South Gamina Resource is reported to a depth of 120m and not reported at depths below 120m.

Table 1: Statement of Mineral Resources by Deposit as at 28th February 2022 Reported at 0.25 g/t Au cut off within pit shells; and 1.1 g/t Au cut off below the pit shells for AG; and 0.3 g/t Au cut off within pit shells, and 1.1 g/t Au cut off below the pit shells for APG, and 0.25 g/t to a depth of 120m for SG (2000 USD Pit).

Area	Class	Oxide			Transition			Fresh			Total		
		Quantity (Mt)	Au (g/t)	Au (Moz)	Quantity (Mt)	Au (g/t)	Au (Moz)	Quantity (Mt)	Au (g/t)	Au (Moz)	Quantity (Mt)	Au (g/t)	Au (Moz)
AG	Measured	0.1	1.4	0.01	0.5	1.3	0.02	7.1	1.4	0.32	7.7	1.4	0.35
	Indicated	0.5	1.0	0.02	1.8	1.1	0.06	28.1	1.3	1.19	30.4	1.3	1.27
	Inferred	0.3	0.9	0.01	1.4	0.8	0.04	15.4	1.5	0.76	17.1	1.5	0.81
	Total	0.9	1.0	0.03	3.7	1.0	0.12	50.6	1.4	2.27	55.2	1.4	2.43
APG	Indicated	0.5	0.7	0.01	1.9	0.7	0.04	6.1	0.8	0.15	8.5	0.7	0.20
	Inferred	1.3	0.7	0.03	5.1	0.7	0.11	27.0	0.7	0.62	33.3	0.7	0.76
	Total	1.8	0.7	0.04	7.0	0.7	0.15	33.1	0.7	0.77	41.9	0.7	0.96
SG	Inferred	0.08	0.74	0.002	0.15	1.09	0.01	1.3	1.3	0.05	1.6	1.2	0.06
Grand Total		2.8	0.8	0.07	10.8	0.8	0.28	85.1	1.1	3.10	98.7	1.1	3.45

Note: The Mineral Resources have been compiled under the supervision of Mr. Jeremy Clark who is a sub-consultant to RPM and a Registered Member of the Australian Institute of Mining and Metallurgy. Mr. Clark has sufficient experience that is relevant to the style of mineralisation and type of deposit under consideration and to the activity that he has undertaken to qualify as a Competent Person as defined in the JORC Code.

- All Mineral Resources figures reported in the table above represent estimates at 28 February 2022. Mineral Resource estimates are not precise calculations, being dependent on the interpretation of limited information on the location, shape and continuity of the occurrence and on the available sampling results. The totals contained in the above table have been rounded to reflect the relative uncertainty of the estimate. Rounding may cause some computational discrepancies.*
- Mineral Resources are reported in accordance with the Australasian Code for Reporting of Exploration Results, Mineral Resources and Ore Reserves (The Joint Ore Reserves Committee Code – JORC 2012 Edition).*
- The Mineral Resources have been reported at a 100% equity stake and not factored for ownership proportions.*

The total resource at AG and APG is reported at varying cut-off grades are provided in Table 2 below. However, RPM recommends that the Mineral Resource be reported using the criteria shown in Table 1. It is highlighted that Table 2 is not a Statement of Mineral Resources and does not include the use of pit shells to report the quantities rather the application of various cut off grades. As such variations with Table 1 will occur and a direct comparison is not able to be completed.

Table 2: Abujar Mineral Resources at varying cut off grades

COG	AG Measured			AG Indicated			AG Inferred			APG Indicated			APG Inferred			Total		
	Tonnes (Mt)	Au (g/t)	Au (Moz)	Tonnes (Mt)	Au (g/t)	Au (Moz)	Tonnes (Mt)	Au (g/t)	Au (Moz)	Tonnes (Mt)	Au (g/t)	Au (Moz)	Tonnes (Mt)	Au (g/t)	Au (Moz)	Tonnes (Mt)	Au (g/t)	Au (Moz)
0.1	8.6	1.3	0.4	42.2	1.0	1.4	45.5	0.9	1.3	12.0	0.6	0.2	66.6	0.6	1.2	175.0	0.8	4.5
0.2	8.1	1.3	0.3	39.9	1.1	1.4	43.6	0.9	1.3	11.9	0.6	0.2	64.2	0.6	1.2	167.7	0.8	4.4
0.3	7.2	1.5	0.3	34.5	1.2	1.4	38.3	1.0	1.2	10.2	0.7	0.2	56.2	0.6	1.1	146.5	0.9	4.3
0.4	6.1	1.7	0.3	28.1	1.4	1.3	31.1	1.1	1.1	7.9	0.8	0.2	40.7	0.7	0.9	113.9	1.1	3.9
0.5	5.2	1.9	0.3	23.0	1.6	1.2	24.7	1.3	1.1	5.7	0.9	0.2	27.1	0.9	0.8	85.7	1.3	3.5
0.6	4.4	2.1	0.3	19.2	1.8	1.1	19.4	1.5	1.0	4.3	1.1	0.1	17.7	1.0	0.6	65.0	1.5	3.1
0.7	3.8	2.4	0.3	16.2	2.1	1.1	15.9	1.7	0.9	3.3	1.2	0.1	12.2	1.2	0.5	51.3	1.7	2.9
0.8	3.2	2.6	0.3	13.9	2.3	1.0	13.6	1.9	0.8	2.5	1.3	0.1	9.3	1.3	0.4	42.6	1.9	2.6
0.9	2.8	2.9	0.3	12.2	2.5	1.0	12.0	2.0	0.8	2.0	1.5	0.1	7.2	1.5	0.3	36.1	2.1	2.5
1.0	2.5	3.2	0.3	10.8	2.7	0.9	10.7	2.2	0.8	1.6	1.6	0.1	5.9	1.6	0.3	31.5	2.3	2.3
1.1	2.2	3.5	0.2	9.7	2.9	0.9	9.6	2.3	0.7	1.3	1.7	0.1	4.5	1.8	0.3	27.2	2.5	2.2
1.2	2.0	3.7	0.2	8.8	3.1	0.9	8.5	2.4	0.7	1.1	1.8	0.1	3.9	1.9	0.2	24.2	2.7	2.1
1.3	1.8	4.0	0.2	8.1	3.2	0.8	7.7	2.6	0.6	0.9	1.9	0.1	2.9	2.1	0.2	21.4	2.8	2.0
1.4	1.7	4.2	0.2	7.4	3.4	0.8	6.8	2.7	0.6	0.7	2.1	0.05	2.5	2.2	0.2	19.2	3.0	1.9
1.5	1.5	4.5	0.2	6.9	3.5	0.8	6.1	2.9	0.6	0.6	2.2	0.04	2.0	2.4	0.2	17.0	3.2	1.8
1.6	1.4	4.7	0.2	6.4	3.7	0.8	5.4	3.1	0.5	0.5	2.3	0.04	1.5	2.8	0.1	15.2	3.4	1.7
1.7	1.3	4.9	0.2	5.9	3.8	0.7	4.9	3.2	0.5	0.4	2.4	0.03	1.3	2.9	0.1	13.9	3.6	1.6
1.8	1.2	5.1	0.2	5.5	4.0	0.7	4.4	3.4	0.5	0.4	2.5	0.03	1.2	3.0	0.1	12.8	3.7	1.5
1.9	1.1	5.4	0.2	5.1	4.2	0.7	4.1	3.5	0.5	0.3	2.6	0.03	1.1	3.1	0.1	11.9	3.9	1.5
2.0	1.1	5.6	0.2	4.8	4.3	0.7	3.8	3.6	0.4	0.3	2.6	0.03	1.1	3.1	0.1	11.0	4.0	1.4
2.5	0.8	6.7	0.2	3.6	5.0	0.6	2.4	4.4	0.3	0.1	3.4	0.01	0.7	3.7	0.1	7.6	4.9	1.2
3.0	0.6	7.7	0.2	2.7	5.8	0.5	1.7	5.0	0.3	0.1	3.9	0.01	0.4	4.1	0.1	5.6	5.6	1.0

*SG included with AG

Abujar Ore Reserves

A total of 34.4 Mt of Open Cut Ore Reserves at 1.3 g/t Au grade for 1.45Moz were estimated as at 30 September 2021 by RPM, refer Table 3 (refer ASX release 5 October 2021). As no mining has taken place at the site, the reporting date reflects the completion of the technical work supporting the estimate.

Table 3: Open Cut Ore Reserve Estimate as at 30 September 2021

Deposit	Proved			Probable			Total		
	Quantity	Au	Au	Quantity	Au	Au	Quantity	Au	Au
	Mt	g/t	Moz	Mt	g/t	Moz	Mt	g/t	Moz
AG	0	0	0	31.3	1.4	1.38	31.3	1.4	1.38
APG	0	0	0	3.2	0.7	0.07	3.2	0.7	0.07
Total	0	0	0	34.4	1.3	1.45	34.4	1.3	1.45

Notes:

- The Ore Reserves has been compiled under the supervision of Mr. Igor Bojanic who is a full-time employee of RPM and a Fellow of the Australian Institute of Mining and Metallurgy. Mr. Bojanic has sufficient experience that is relevant to the style of mineralisation, type of deposit and mining method under consideration and to the activity, which he has undertaken, to qualify as a Competent Person as defined in the JORC Code.*
- The following marginal cut-off grades determined based on a US\$ 1,407 per troy ounce gold price, and costs and mining and metallurgical modifying factors estimated as part of the DFS.*
- Marginal cut-off grades for AG: Oxide 0.29 g/t Au, Transition 0.29 g/t Au and Fresh 0.30 g/t Au.*
- Marginal cut-off grades for APG: Oxide 0.32 g/t Au, Transition 0.32 g/t Au and Fresh 0.33 g/t Au (as greater haulage distance to AG ROM pad)*
- Ore Reserve estimates are not precise calculations, being dependent on the interpretation of limited information on the location, shape and continuity of the occurrence and on the available sampling results. The quantities contained in the above table have been rounded to three significant figures to reflect the relative uncertainty of the estimate. Rounding may cause values in the table to appear to have computational errors.*
- All Ore Reserve estimates are on a dry basis.*
- The Ore Reserves have been reported at a 100% equity stake and not factored for ownership proportions.*
- The Company first reported the production targets and forecast financial information derived from its production targets in accordance with Listing Rules 5.16 and 5.17 in its ASX announcement on 5 October 2021 titled "Tietto to Deliver 260,000 oz Gold in Abujar First Year". The Company confirms that all material assumptions underpinning the production targets and the forecast financial information derived from the production targets continue to apply and have not materially changed.*