
QUARTERLY ACTIVITIES REPORT FOR THE PERIOD ENDED 31 DECEMBER 2022

Morck Well, Bryah Basin

- Eight RC holes for 1,166m completed between the Citra and McLean Well Prospects
- Significant results returned from drilling at McLean Well include:
 - 23m @ 0.50% Zn and 0.10% Pb from 125m (MWRC0055)*
 - 32m @ 0.19% Zn from 80m (MWRC0060)*
- Significant Pb-Zn ± Cu results to date have been intersected over a 400m strike length and remain open along strike and at depth
- Notification received from Sandfire ("SFR") of their intention to withdraw from the Morck Well JV - which became effective 19 January 2023
- Auris is pleased to regain control of the Morck Well asset with several encouraging target areas identified from work completed by SFR

Exploration Activities

- Auris to complete detailed review of Morck Well data suite to determine next steps and future exploration plans
- Auris continues to progress targeted exploration work over the Bryah Basin portfolio whilst also assessing potential project acquisition opportunities
- Ongoing tenement review resulting in the relinquishment of three non-core tenements

Corporate

- Auris remains well funded with a cash balance at 31 December 2022 of \$3.1M

Gold and base metals explorer **Auris Minerals Limited** ("Auris" or "the Company") (ASX: AUR) is pleased to provide its Quarterly Activities Report for the period ended 31 December 2022.

Commenting on the December quarter, Auris Managing Director, Mike Hendriks said: "Auris remains well positioned to progress our exploration plans in the Bryah Basin and to actively pursue new project opportunities that align with our vision for the business."

During the quarter we resumed a majority interest of the Morck Well Project following Sandfire's withdrawal from the JV and we thank them for their work. Our technical team remains highly encouraged by the exploration upside at Morck Well, highlighted by the several highly anomalous gold and base metal targets identified to date. A review of the data suite provided by SFR is currently underway and an update on our exploration strategy across our portfolio will be provided in due course."

* Refer ASX Announcements dated 25 January 2023

Company Overview & Background on Joint Ventures

Auris is exploring for base metals and gold in the Bryah Basin of Western Australia. Auris has consolidated a tenement portfolio of 1,241km², which is divided into eight well-defined project areas: Forrest, Cashman, Cheroona, Doolgunna, Morck Well, Feather Cap, Milgun and Horseshoe Well, (Figure 1).

In February 2018, Auris entered a Farm-in Agreement with Sandfire in relation to the Morck Well and Doolgunna Projects which covers ~430km² (the Morck Well JV). Following notification by SFR of their withdrawal from the Joint Venture effective 19 January 2023, Auris will manage exploration on all tenements, including those that are subject to arrangements with third parties.

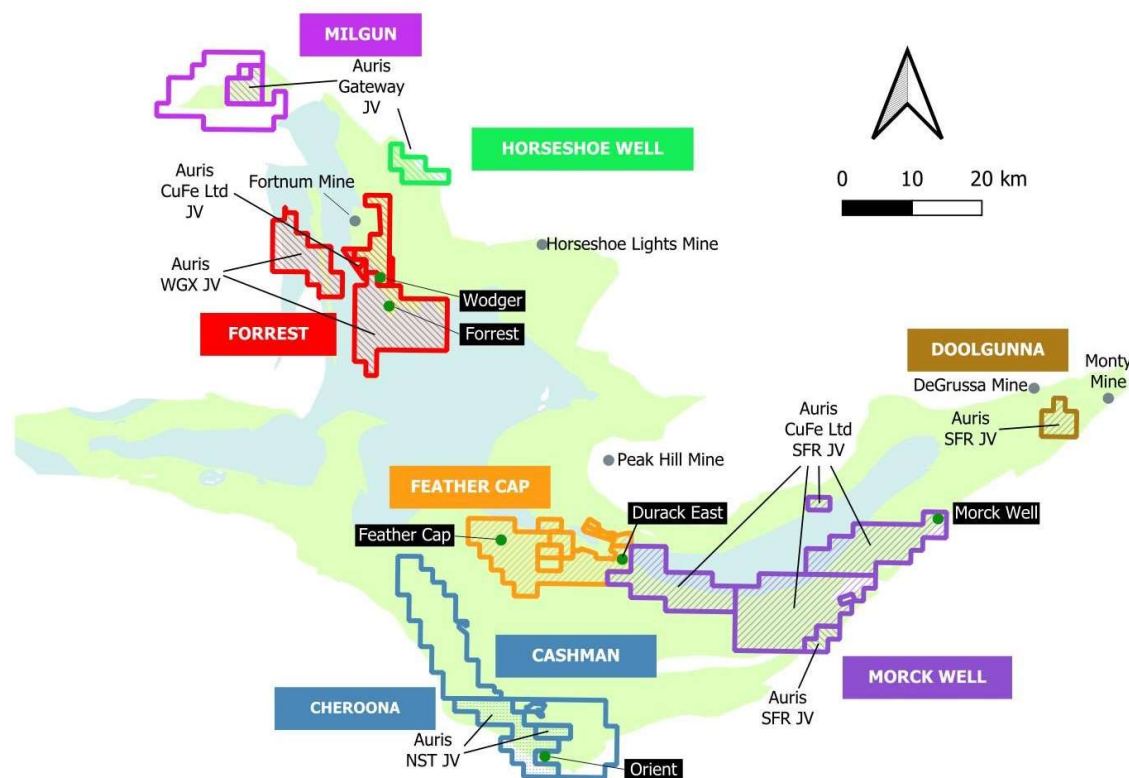


Figure 1. Auris' copper-gold exploration tenement portfolio, with Sandfire (SFR), Northern Star (NST), Westgold (WGJ), CuFe Ltd and Gateway JV areas indicated

Notes:

- The Forrest Project tenements E52/1659 and E52/1671 have the following outside interests:
 - Auris 80%; Westgold Resources Ltd 20% (ASX:WGX). Westgold Resources Ltd interest is free carried until a Decision to Mine
 - Westgold Resources Ltd own the gold rights over the Auris interest.
- The Forrest Project tenements P52/1494-1496 have the following outside interests:
 - Auris 80%; CuFe Ltd 20% (ASX:CUF). CuFe Ltd interest is free carried until a Decision to Mine
- The Forrest Project tenements P52/1493 has the following outside interests:
 - Westgold Resources Ltd own the gold rights over the Auris interest.
- The Cheroona Project tenements E51/1391, E51/1837 have the following outside interests:
 - Auris 70%; Northern Star Resources Ltd 30% (ASX:NST)
- The Horseshoe Well Project tenement E52/3291 has the following outside interests:
 - Auris 85%; Gateway Projects WA Pty Ltd 15% (Gateway Projects free carried until a Decision to Mine)
- The Milgun Project tenement E52/3248 has the following outside interests:
 - Auris 85%; Gateway Projects WA Pty Ltd 15% (Gateway Projects free carried until a Decision to Mine)
- The Morck Well Project tenements E51/1033, E52/1613 and E52/1672 have the following outside interests:
 - Auris 80%; CuFe Ltd 20% (ASX:CUF). CuFe Ltd interest is free carried until a Decision to Mine

EXPLORATION

1. MORCK WELL (80% Auris, 20% CuFe Ltd)

Project Summary

The Morck Well and Doolgunna Projects cover a combined 403km² and are strategically located 22km to the south-west and 4km to the southeast respectively, of Sandfire's DeGrussa Copper Mine in Western Australia. The Morck Well project is also located 8km along strike from Sandfire's Old Highway gold deposit with comparable high-grade gold mineralisation being intersected associated within similar geology within regional Air Core drilling completed to date.

RC Drilling Summary

A total of eight (8) RC holes for 1,166m was completed between the Citra and McLean Well prospects. Significant results were returned from the drilling completed at McLean Well including 23m @ 0.50% Zn and 0.10% Pb from 125m within MWRC0060, (Refer ASX Announcement 25 January 2023). All significant results are tabulated below (Table 1).

Hole ID	Prospect	From (m)	To (m)	Width (m)	Cu (ppm)	Au (ppb)	Zn (ppm)	Pb (ppm)
MWRC0055	McLean Well	80	122	32	19	1.8	1,916	19
MWRC0060	McLean Well	125	148	23	269	2.7	4,976	1,028

Table 1: RC Drilling Significant Results – December Quarter 2022

RC Drilling – Citra Prospect

During the reporting period, MWRC0054 was completed to a depth of 449m, (from 335m). The RC drilling was designed to evaluate potential up-dip extensions of several minor mineralised horizons in MWDD0006 containing minor bornite, chalcopryrite and chalcocite in an interpreted rift and transform structure intersection proximal to mapped exhalite sediments.

The geology of MWRC0054 comprised dolerite with fine grained sediment exhalites horizons of the DeGrussa Member intersected at 339-348, 397-405, 411-431 and 435-449m. Despite the thick interval of magnetic jasperoidal exhalites sediments no significant visible mineralisation was logged.

Hole ID	Prospect	EOH Depth (m)	Easting (GDA94 Zone 51)	Northing (GDA94 Zone 51)	Dip	Azimuth	Comments
MWRC0054	Citra	449	717526	7152846	-60	120	Incomplete

Table 2: Citra Prospect RC Drill Hole Collar Details – December Quarter 2022

Results were received from two RC drill holes completed at the Citra prospect during the September and December 2022 reporting periods, (MWRC0053 and MWRC0054). No anomalous geochemistry was returned.

Geophysics – Citra Prospect

DHEM surveying was unable to be completed within MWRC0054 due to the installed PVC casing being damaged.

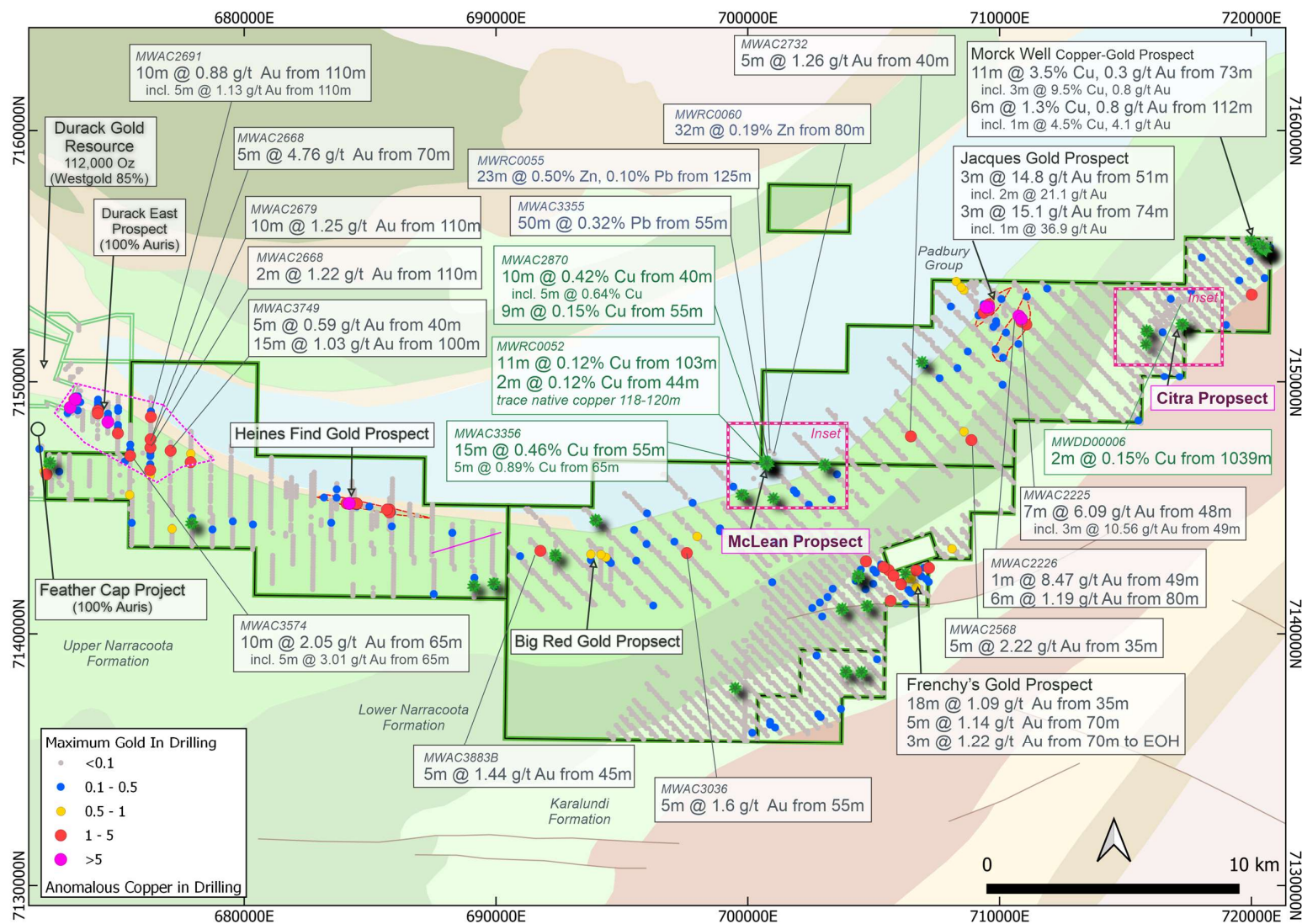


Figure 2 - Drilling Summary Plan - Morck Well Project

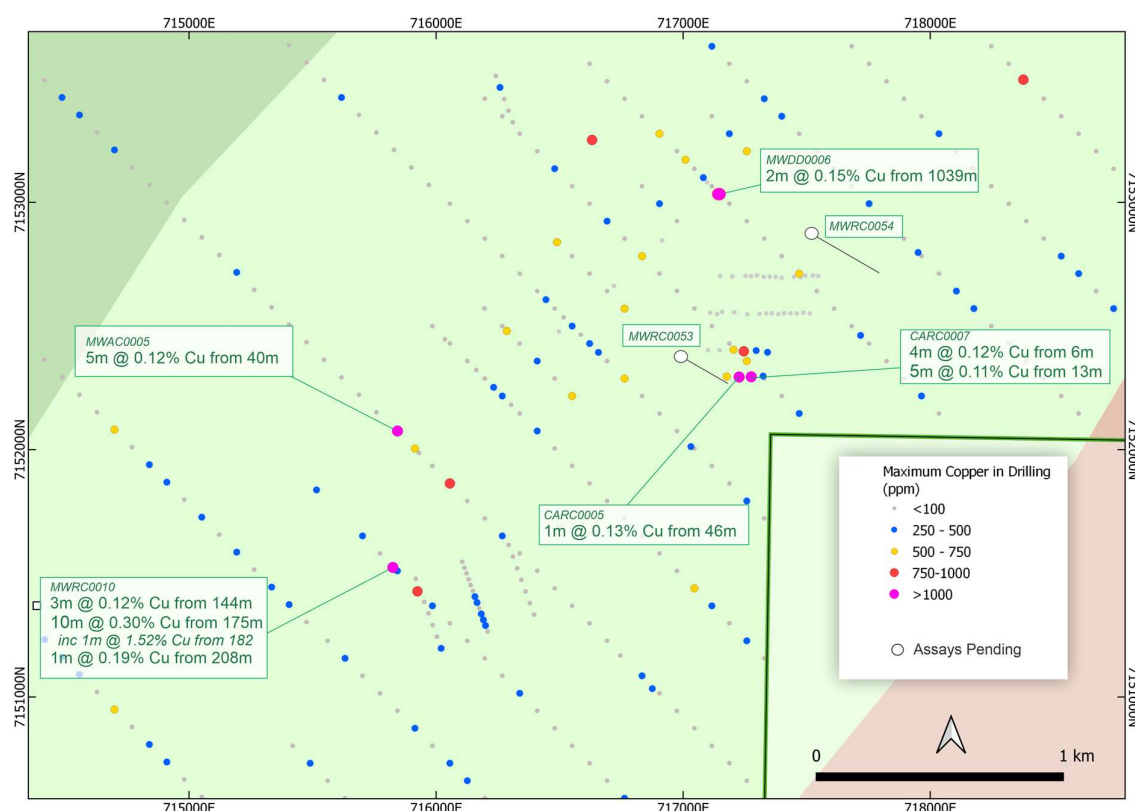


Figure 3. Drilling Summary Plan – Citra Prospect

RC Drilling – McLean Prospect

A total of seven (7) RC drill holes for 1,074m were completed at the McLean Well Prospect. The drilling comprised six (6) exploration drill holes (MWRC0055-0060) for 1,000m and one (1) water bore (MWWE0012) for 52m. Drill hole MWRC0057 was abandoned at 22m.

Hole ID	Prospect	EOH Depth (m)	Easting (GDA94 Zone 51)	Northing (GDA94 Zone 51)	Dip	Azimuth
MWRC0055	McLean Well	112	701033.2	7147084.17	-60	300
MWRC0056	McLean Well	226	700292.68	7146100.52	-60	320
MWRC0057	McLean Well	22	700274.87	7146693.38	-60	135
MWRC0058	McLean Well	243	700935.05	7146593.83	-60	305
MWRC0059	McLean Well	249	700335.684	7146629.69	-65	135
MWRC0060	McLean Well	148	700832.691	7147280.536	-90	135
MWWE0012	McLean Well	52	701032.793	7147084.652	-90	300

Table 3: McLean Well Prospect RC Drill Hole Collar Details – December Quarter 2022

Drilling conditions were difficult, water and swelling clays prevented the drilling of holes to planned depth, with the holes unable to reach fresh rock, finishing in weathered saprolite.

All results have been received from the completed RC drilling. Significant results returned from the drilling comprise:

- **23m @ 0.50% Zn and 0.10% Pb from 125m (MWRC0055)**
- **32m @ 0.19% Zn from 80m (MWRC0060)**

Significant lead-zinc±copper results have been intersected within completed drilling at McLean Well on adjacent drill lines, spaced 400m apart. The significant results remain open along strike and at depth. The intersected significant results to date are interpreted to be located within a supergene enrichment zone within the weathered profile.

Ongoing and Forecast Work

Sandfire is currently compiling all reports and exploration data for handover to Auris. Upon receipt, Auris will conduct a detailed review to determine the next steps and future exploration plans.

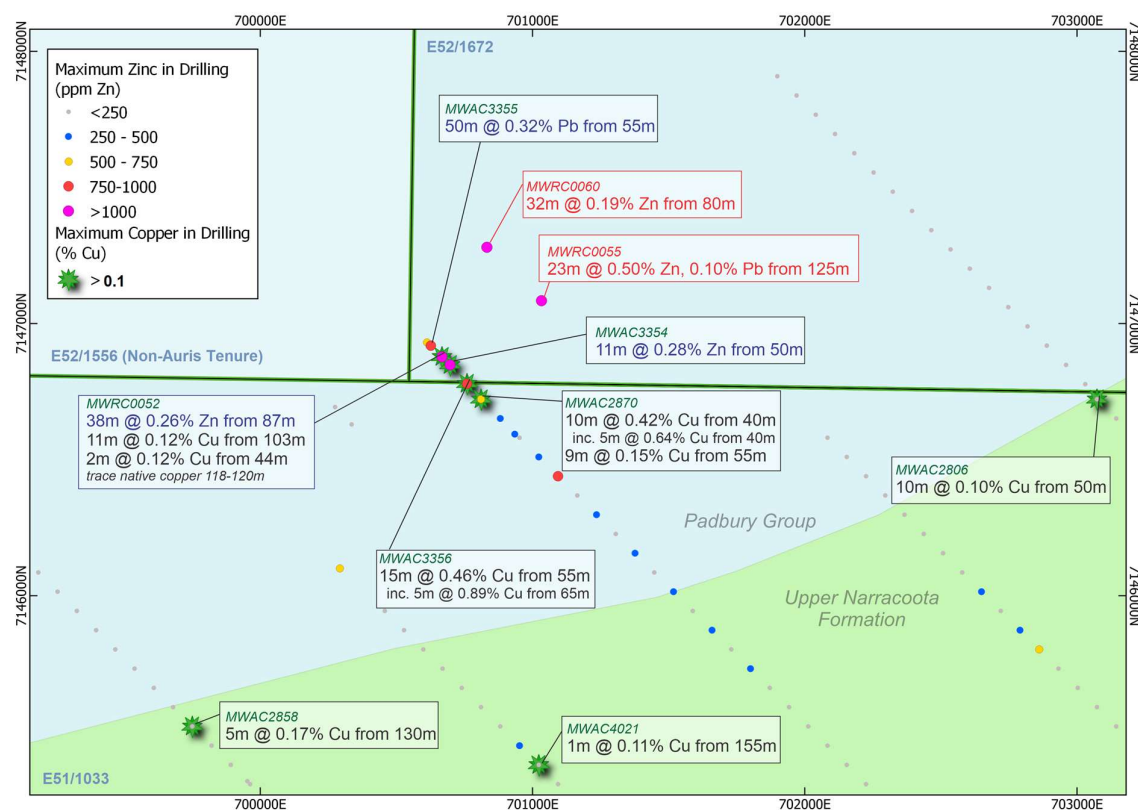


Figure 4. Drilling Summary Plan –McLean Well Prospect

Figures 2 - 4 Notes - *Morck Well Copper – Gold Prospect –SFR ASX announcement 6 June 2018*
Jacques Gold Prospect –RNI ASX announcement 16 April 2013
Frenchy's Gold Prospect – AUR ASX announcement 16 April 2019
Durack Gold Resource – refer WGX announcement 4 September 2017
SFR (MWAC/MWRC/MWDD prefix) results refer ASX announcements 30 March 2020, 20 April 2020, 17 July 2020, 23 October 2020, 20 January 2021, 20 April 2021, 9 June 2021, 15 October 2021, 19 April 2022, 25 October 2022 and 25 January 2023.
Durack East Prospect - Refer ASX announcements 28 October 2020, 28 January 2021, 13 October 2021, 2 November 2021 and 17 December 2021

2. Corporate Summary

Cash position

The Company had a cash position of \$3.1M at 31 December 2022.

Details of mining exploration activities

Details of exploration activities during the quarter are set out above.

The \$128,000 amount of exploration and evaluation expenditure capitalised is comprised of expenditure relating to geological staff salaries, tenement administration and maintenance, project evaluation, exploration programme generation/administration and geological interpretations.

Details of mining production and development activities

No production and development activities were undertaken during the quarter.

Details of tenement activities

Application for extension of term for E51/1120 for a further 1 year granted on 3 November 2022.
Application for extension of term for E51/1033 for a further 1 year granted on 18 November 2022.
Application for extension of term for E51/1053 for a further 1 year granted on 8 December 2022.
Application for extension of term for E51/1391 for a further 1 year lodged on 4 November 2022.
Application for extension of term for E51/1837 for a further 1 year lodged on 8 December 2022.
Application for extension of term for E51/1053 for a further 1 year granted on 10 October 2022.
Tenement E51/1838 surrendered on 28 November 2022.
Tenement E52/2472 surrendered on 16 November 2022.
Tenement E52/3166 surrendered on 16 December 2022.

Details of related party payments

The aggregate amount of payments to related parties and their associates included in the current quarter Cash flows from operating activities were \$52,000, comprising Directors fees and superannuation.

This release is authorised by the Board.

-ENDS-

For Further information please contact:

Mike Hendriks
M: +61 419 920 287
Managing Director

Competent Person's Statement

Information in this announcement that relates to exploration results is based on and fairly represents information and supporting documentation prepared and compiled by Mr Matthew Svensson, who is a Member of the Australian Institute of Geoscientists. Mr Svensson is Exploration Manager for Auris Minerals Limited. Mr Svensson has sufficient experience, which is relevant to the style of mineralisation and type of deposit under consideration, and to the activity which he is undertaking to qualify as a Competent Person, as defined in the 2012 Edition of the Australasian Code for Reporting Exploration Results, Mineral Resources and Ore Reserves. Mr Svensson consents to the inclusion in the announcement of the matters based on this information in the form and context in which it appears.

No New Information

Except where explicitly stated, this announcement contains references to prior exploration results and Mineral Resource estimates, all of which have been cross-referenced to previous market announcements made by the Company. The Company confirms that it is not aware of any new information or data that materially affects the information included in the relevant market announcements and, in the case of estimates of Mineral Resources that all material assumptions and technical parameters underpinning the results and/or estimates in the relevant market announcement continue to apply and have not materially changed.

Forward Looking Statements

This announcement has been prepared by Auris Minerals Limited. This document contains background information about Auris Minerals Limited and its related entities current at the date of this announcement. This is in summary form and does not purport to be all inclusive or complete. Recipients should conduct their own investigations and perform their own analysis in order to satisfy themselves as to the accuracy and completeness of the information, statements and opinions contained in this announcement. This announcement is for information purposes only. Neither this document nor the information contained in it constitutes an offer, invitation, solicitation or recommendation in relation to the purchase or sale of shares in any jurisdiction.

This announcement may not be distributed in any jurisdiction except in accordance with the legal requirements applicable in such jurisdiction. Recipients should inform themselves of the restrictions that apply in their own jurisdiction. A failure to do so may result in a violation of securities laws in such jurisdiction. This document does not constitute investment advice and has been prepared without taking into account the recipient's investment objectives, financial circumstances or particular needs and the opinions and recommendations in this representation are not intended to represent recommendations of particular investments to particular investments to particular persons. Recipients should seek professional advice when deciding if an investment is appropriate. All securities transactions involve risks, which include (among others) the risk of adverse or unanticipated market, financial or political developments.

No responsibility for any errors or omissions from this document arising out of negligence or otherwise is accepted. This document does include forward-looking statements. Forward-looking statements are only predictions and are subject to risks, uncertainties and assumptions which are outside the control of Auris Minerals Limited. Actual values, results, outcomes or events may be materially different to those expressed or implied in this announcement. Given these uncertainties, recipients are cautioned not to place reliance on forward-looking statements.

Any forward-looking statements in this announcement speak only at the date of issue of this announcement. Subject to any continuing obligations under applicable law and ASX Listing Rules, Auris Minerals Limited does not undertake any obligation to update or revise any information or any of the forward-looking statements in this document or any changes in events, conditions or circumstances on which any such forward-looking statement is based.

Table 4: Schedule of Mining Tenements as at 31 December 2022

Tenement Number	Registered Holder	Date Granted	Area Graticular Blocks(bk) / Hectares (ha)	Area Sq km	Note
Doolgunna Project					
E52/2438	Auris Minerals Limited	11/02/2010	7bk	21.68	1,7
Morck Well Project					
E51/1033	Auris Exploration Pty Ltd 80%; Jackson Minerals Pty Ltd 20%	22/09/2005	53bk	161.84	3,7
E51/1883	Auris Exploration Pty Ltd 100%	02/08/2019	4bk	12.21	7
E52/1613	Auris Exploration Pty Ltd 80 Jackson Minerals Pty Ltd 20%	29/03/2006	30bk	92.77	3,7
E52/1672	Auris Exploration Pty Ltd 80%; Jackson Minerals Pty Ltd 20%	22/09/2005	35bk	108.02	3,7
Feather Cap Project					
E52/1910	Auris Exploration Pty Ltd	10/08/2006	41bk	124.21	4
E52/3275	Auris Exploration Pty Ltd	01/06/2016	2bk	6.1	
E52/3327	Auris Exploration Pty Ltd	15/10/2015	2bk	6.1	
E52/3350	Auris Exploration Pty Ltd	02/03/2016	3bk	9.2	
E52/3351	Auris Exploration Pty Ltd	02/03/2016	2bk	6.1	
P52/1497	Auris Exploration Pty Ltd	6/3/2015	155.90ha	1.56	
P52/1503	Auris Exploration Pty Ltd	6/3/2015	172.86ha	1.73	
P52/1504	Auris Exploration Pty Ltd	6/3/2015	191.81ha	1.92	
Cashman Project					
E51/1053	Auris Exploration Pty Ltd	22/09/2005	35bk	105.26	
E51/1120	Auris Exploration Pty Ltd	10/08/2006	40bk	122.46	
Cheroona Project					
E51/1391	Northern Star Resources Ltd	11/11/2010	21bk	64.82	9
E51/1837	Auris Exploration Pty Ltd 70% Northern Star Resources Ltd 30%	19/01/2018	3bk	9.2	9
Forrest Project					
E52/1659	Auris Exploration Pty Ltd 80% Aragon Resources Pty Ltd 20%	27/01/2004	13bk	34.09	5,8
E52/1671	Auris Exploration Pty Ltd 80% Aragon Resources Pty Ltd 20%	23/11/2004	61bk	185.26	5,8
P52/1493	Auris Exploration Pty Ltd	6/3/2015	191.66ha	1.92	5
P52/1494	Auris Exploration Pty Ltd 80% Jackson Minerals Pty Ltd 20%	6/3/2015	179.33ha	1.79	2
P52/1495	Auris Exploration Pty Ltd 80% Jackson Minerals Pty Ltd 20%	6/3/2015	181.09ha	1.81	2
P52/1496	Auris Exploration Pty Ltd 80% Jackson Minerals Pty Ltd 20%	6/3/2015	183.70ha	1.83	2
Milgun Project					
E52/3248	Auris Exploration Pty Ltd 85% Gateway Projects Pty Ltd 15%	31/03/2015	7bk	21.39	6
E52/3757	Auris Exploration Pty Ltd	7/1/2020	37bk	113.15	
Horseshoe Well Project					

Tenement Number	Registered Holder	Date Granted	Area Graticular Blocks(bk) / Hectares (ha)	Area Sq km	Note
E52/3291	Auris Exploration Pty Ltd 85% Gateway Projects Pty Ltd 15%	02/03/2016	8bk	24.45	6

Notes:

Auris Exploration Pty Ltd (AE) is a wholly owned subsidiary of Auris Minerals Limited.

Tenements E51/1838, E52/2472 and E52/3166 were relinquished during the period.

1. Ascidian Prospecting Pty Ltd hold a 1% gross revenue royalty from the sale of all minerals.
2. Peak Hill Sale Agreement: AE 80%, Jackson Minerals Pty Ltd 20% & free carried to a decision to mine.
3. PepinNini Robinson Range Pty Ltd (PRR) hold a 0.8% gross revenue royalty from the sale or disposal of iron ore.
4. PRR hold a 1.0% gross revenue royalty from the sale or disposal of iron ore.
5. Westgold Resources Limited owns gold mineral rights over the AE interest.
6. AE 85% beneficial interest, Gateway Mining Limited 15% beneficial interest.
7. Sandfire Resources Limited – Earn-in Agreement with rights to earn 70% interest.
8. AE 80%, Westgold Resources Limited 20% & free carried to a decision to mine
9. AE 70%, Northern Star Resources Ltd 30%

Appendix 5B

Mining exploration entity or oil and gas exploration entity quarterly cash flow report

Name of entity

Auris Minerals Ltd

ABN

79 085 806 284

Quarter ended ("current quarter")

31 DECEMBER 2022

Consolidated statement of cash flows		Current quarter \$A'000	Year to date (6 months) \$A'000
1.	Cash flows from operating activities		
1.1	Receipts from customers	-	-
1.2	Payments for		
	(a) exploration & evaluation (if expensed)	-	-
	(b) development	-	-
	(c) production	-	-
	(d) staff costs	(53)	(112)
	(e) administration and corporate costs	(45)	(208)
1.3	Dividends received (see note 3)	-	-
1.4	Interest received	24	36
1.5	Interest and other costs of finance paid	-	-
1.6	Income taxes paid	-	-
1.7	Government grants and tax incentives	-	-
1.8	Lease and other income	24	47
1.9	Net cash from / (used in) operating activities	(50)	(237)
2.	Cash flows from investing activities		
2.1	Payments to acquire:		
	(a) entities	-	-
	(b) tenements	-	-
	(c) property, plant and equipment	-	-
	(d) exploration & evaluation	(128)	(287)
	(e) investments	-	-
	(f) other non-current assets	-	-

Consolidated statement of cash flows		Current quarter \$A'000	Year to date (6 months) \$A'000
2.2	Proceeds from the disposal of:		
	(a) entities	-	-
	(b) tenements	70	70
	(c) property, plant and equipment	-	-
	(d) investments	-	-
	(e) other non-current assets	-	-
2.3	Cash flows from loans to other entities	-	-
2.4	Dividends received (see note 3)	-	-
2.5	Other (provide details if material)	-	-
2.6	Net cash from / (used in) investing activities	(58)	(217)

3.	Cash flows from financing activities		
3.1	Proceeds from issues of equity securities (excluding convertible debt securities)	-	-
3.2	Proceeds from issue of convertible debt securities	-	-
3.3	Proceeds from exercise of options	-	-
3.4	Transaction costs related to issues of equity securities or convertible debt securities	-	-
3.5	Proceeds from borrowings	-	-
3.6	Repayment of borrowings	-	-
3.7	Transaction costs related to loans and borrowings	-	-
3.8	Dividends paid	-	-
3.9	Other (provide details if material)	-	-
3.10	Net cash from / (used in) financing activities	-	-

4.	Net increase / (decrease) in cash and cash equivalents for the period		
4.1	Cash and cash equivalents at beginning of period	3,226	3,572
4.2	Net cash from / (used in) operating activities (item 1.9 above)	(50)	(237)
4.3	Net cash from / (used in) investing activities (item 2.6 above)	(58)	(217)
4.4	Net cash from / (used in) financing activities (item 3.10 above)	-	-

Consolidated statement of cash flows		Current quarter \$A'000	Year to date (6 months) \$A'000
4.5	Effect of movement in exchange rates on cash held	-	-
4.6	Cash and cash equivalents at end of period	3,118	3,118

5.	Reconciliation of cash and cash equivalents at the end of the quarter (as shown in the consolidated statement of cash flows) to the related items in the accounts	Current quarter \$A'000	Previous quarter \$A'000
5.1	Bank balances	3,095	3,203
5.2	Call deposits	-	-
5.3	Bank overdrafts	-	-
5.4	Other (provide details)	23	23
5.5	Cash and cash equivalents at end of quarter (should equal item 4.6 above)	3,118	3,226

6.	Payments to related parties of the entity and their associates	Current quarter \$A'000
6.1	Aggregate amount of payments to related parties and their associates included in item 1	52
6.2	Aggregate amount of payments to related parties and their associates included in item 2	-
Note: if any amounts are shown in items 6.1 or 6.2, your quarterly activity report must include a description of, and an explanation for, such payments		

Payments included in item 6.1 are related to fees and remuneration (inclusive of superannuation) paid to Directors.

7.	Financing facilities <i>Note: the term “facility” includes all forms of financing arrangements available to the entity.</i> <i>Add notes as necessary for an understanding of the sources of finance available to the entity.</i>	Total facility amount at quarter end \$A’000	Amount drawn at quarter end \$A’000
7.1	Loan facilities	-	-
7.2	Credit standby arrangements	-	-
7.3	Other	-	-
7.4	Total financing facilities	-	-
7.5	Unused financing facilities available at quarter end	-	
7.6	Include in the box below a description of each facility above, including the lender, interest rate, maturity date and whether it is secured or unsecured. If any additional financing facilities have been entered into or are proposed to be entered into after quarter end, include a note providing details of those facilities as well.		
* N/A			

8.	Estimated cash available for future operating activities	\$A'000
8.1	Net cash from / (used in) operating activities (Item 1.9)	(50)
8.2	(Payments for exploration & evaluation classified as investing activities) (item 2.1(d))	(128)
8.3	Total relevant outgoings (Item 8.1 + Item 8.2)	(178)
8.4	Cash and cash equivalents at quarter end (Item 4.6)	3,118
8.5	Unused finance facilities available at quarter end (Item 7.5)	-
8.6	Total available funding (Item 8.4 + Item 8.5)	3,118
8.7	Estimated quarters of funding available (Item 8.6 divided by Item 8.3)	17.52
<i>Note: if the entity has reported positive relevant outgoings (ie a net cash inflow) in item 8.3, answer item 8.7 as "N/A". Otherwise, a figure for the estimated quarters of funding available must be included in item 8.7.</i>		
8.8	If Item 8.7 is less than 2 quarters, please provide answers to the following questions:	
8.8.1	Does the entity expect that it will continue to have the current level of net operating cash flows for the time being and, if not, why not?	
N/A		
8.8.2	Has the entity taken any steps, or does it propose to take any steps, to raise further cash to fund its operations and, if so, what are those steps and how likely does it believe that they will be successful?	
N/A		
8.8.3	Does the entity expect to be able to continue its operations and to meet its business objectives and, if so, on what basis?	
N/A		
<i>Note: where item 8.7 is less than 2 quarters, all of questions 8.8.1, 8.8.2 and 8.8.3 above must be answered.</i>		

Compliance statement

- 1 This statement has been prepared in accordance with accounting standards and policies which comply with Listing Rule 19.11A.
- 2 This statement gives a true and fair view of the matters disclosed.

Date: 30 January 2023

Authorised by: By the Board

(Name of body or officer authorising release – see note 4)

Notes

1. This quarterly cash flow report and the accompanying activity report provide a basis for informing the market about the entity's activities for the past quarter, how they have been financed and the effect this has had on its cash position. An entity that wishes to disclose additional information over and above the minimum required under the Listing Rules is encouraged to do so.
2. If this quarterly cash flow report has been prepared in accordance with Australian Accounting Standards, the definitions in, and provisions of, *AASB 6: Exploration for and Evaluation of Mineral Resources* and *AASB 107: Statement of Cash Flows* apply to this report. If this quarterly cash flow report has been prepared in accordance with other accounting standards agreed by ASX pursuant to Listing Rule 19.11A, the corresponding equivalent standards apply to this report.
3. Dividends received may be classified either as cash flows from operating activities or cash flows from investing activities, depending on the accounting policy of the entity.
4. If this report has been authorised for release to the market by your board of directors, you can insert here: "By the board". If it has been authorised for release to the market by a committee of your board of directors, you can insert here: "By the [*name of board committee – eg Audit and Risk Committee*]". If it has been authorised for release to the market by a disclosure committee, you can insert here: "By the Disclosure Committee".
5. If this report has been authorised for release to the market by your board of directors and you wish to hold yourself out as complying with recommendation 4.2 of the ASX Corporate Governance Council's *Corporate Governance Principles and Recommendations*, the board should have received a declaration from its CEO and CFO that, in their opinion, the financial records of the entity have been properly maintained, that this report complies with the appropriate accounting standards and gives a true and fair view of the cash flows of the entity, and that their opinion has been formed on the basis of a sound system of risk management and internal control which is operating effectively.== == == == ==