

Quarterly Activities & Cash Flow Report Period Ended 31 December 2022

Quarter Highlights

- Commencement of the infield OZ Minerals core scanning contract with unique data products now driving feasibility study acceleration.
- Continued development and commercial engagement in critical minerals scanning to support the energy transition.
- Data-science team producing new data products to power customer solutions such as Resource to Reserve (R2R) acceleration through Smart Domains and automated Rock Quality Designation (RQD).
- Commercial engagement with multiple Tier 1 customers to further develop solutions including ore sorting, geo-technical, and ESG and operational initiatives such as acid rock drainage.
- Growing sales pipeline across multiple geographies and sectors.
- Focused customer engagement in Latin America and initial operational planning for the region.
- Q4FY22 cash receipts from customers of \$441k, a 66% increase as compared with combined customer receipts over the first three quarters of FY22.
- Total cash inflows for 12 months to December 2022 totalled \$1.28 million with approximately 90% of this being received over the second half of the year in line with the Group's expansion of commercial operations.
- Cash balance as at 31 December 2022 of \$7.04 million (no debt) with continued focus on financial discipline.

Perth, Australia; 30 January 2023 – Orexplore Technologies Limited (ASX: OXT) ("Orexplore" or the "Company"), a mineral scanning technology company focusing on the global mining and metals sector, is pleased to provide its Quarterly Activities and Cash Flow Report for the quarter ended 31 December 2022. ("Q4FY22")

Comments by Orexplore Managing Director, Brett Giroud:

"Orexplore became a truly operational business during this important quarter through the ramp up of our \$2.35m OZ Minerals infield scanning contract in remote South Australia. Through this engagement we have refined our commercial template for growth by building teams, processes and systems across the site, and integrating our technology into traditional study approaches to transform the R2R process. As we deliver these new ways of working through our technology platform, we are seeing a rise in awareness and excellent engagement from geology and mining professionals who are now working directly with these powerful new tools."

"Our R&D and data-science teams are rapidly rolling out new tools and data products



through releases of our Orexplore Insight® software platform and connecting powerful new information sets to industry systems that are challenging the status-quo and delivering remarkable new insights."

"Our business development activities in Latin America advanced well across the period and we have commenced preparations for what we believe is an exciting region of future growth for the business."

"We continue to accelerate through our commercialisation phase by maintaining a laser focus on customers and driving the adoption of our new technology platform in the field."

"I am particularly proud of how the site team has safely ramped up as an operational group and is now demonstrating to a widening audience the power of this transformational platform".

Quarter Activities

Operations

The December quarter was the most significant operational period in the Company's history with the ramp up of the OZ Minerals contract in remote South Australia. A multi-skilled operations team has been assembled to undertake work in the field and collaborate with the geo-science and OZ Minerals / Orexplore study integration teams.



Figure 1 - OZ Minerals field establishment

Despite initial delays from severe weather events and associated road closures in the region, the site team made excellent progress on site setup. Supporting infrastructure was completed during the period that enabled the commencement of scanning activities. The site facilities comprise the scanning container (housing 3 GeoCore X10® units), satellite communications, site office, and process infrastructure including roller racking and core handling equipment.

The new information streams generated by the technology were connected into the study teams' geology systems in a first of its kind process, to produce new "smart blocks". In addition to building and connecting these data streams, the Orexplore study team demonstrated brand new insight of the deposit through the Company's Orexplore Insight® platform and advanced the combined groups' geometallurgical, recovery and operational concept selection work.




Figure 2 – GeoCore X10® scanning container and process lines

Industry demand for the larger HQ core diameter handling capabilities of the upgraded GeoCore X10® increased during the period. As a result, additional scanning of HQ core from customers occurred, and the Company commenced the supply and manufacture of 3 more HQ upgrades to the existing fleet to support this demand.

Commercial core scanning from multiple customers in the Perth and Stockholm laboratories continued through the period, across a range of in demand solutions such as ore sorting, acid rock drainage, smart domaining, and critical minerals.

The engineering team significantly advanced its delivery and support systems and processes during the period including new container designs, stand-alone GeoCore X10® deployment units and maintenance management systems.

Sales and Pipeline

The Australian sales team continued to work with multiple tier-1 customers, undertaking core scanning work through the Perth laboratory to advance the development of solutions. This includes multiple smaller-scale commercial scanning engagements from African and Australian based deposits. Commercial scanning with new critical mineral and rare earth customers also commenced during the period in the Perth laboratory.

European sales outreach continued with the new solutions and data products from the Australian operations being leveraged to deepen existing customer engagements in Europe. Product development core scanning from multiple customers occurred in the Stockholm office in support of advancing potential sales for the region, including engagements from new critical minerals and sorting customers.

The Company had a presence at the annual Woman in Technology Western Australia conference during the period that provided an excellent opportunity to support an important industry group and build brand awareness of the Company. Social media outreach also continued across the period and key metrics of audience growth and messaging effectiveness increased.

Technology adoption through solution delivery

Market adoption of the Company's technology platform is achieved through a combination of meeting industry pain points and delivering transformational new products and functionality to create value for customers. Across the period, the Company has advanced both, by delivering industry unique new solutions into the OZ Minerals operational project, and also collaboratively developing new in-demand solutions with customers through our dual laboratories.

Through the period the Company's data science team developed several new data products generated from the sensors within the GeoCore X10® units. These products included particle statistics; geological strip-logs (to validate and improve manual geologist logging); lithological domaining; geo metallurgical data and others that form the basis of the growing suite of software solutions the Company is operationalising. These new solutions are being delivered through the Insight® platform and additionally connected to existing Industry geology systems and models, driving adoption of the platform.

R2R acceleration – the platform is being used in the field to directly sense drilled core and create transformational new data products including smart domains (increasing the knowledge of what's really in the ground) and geometallurgical products (automated RQD and high-resolution density to drive recovery and plant design); through to validation tools such as manual geological core logging validation and others.

The outputs of these products are then rapidly connected into geological modelling systems to validate and modify the information that exists in these models, and importantly, create new information attributes to create "smart blocks" within geological block models. These smart blocks are then able to be used by multiple study stakeholders to improve their knowledge of the ore body and connect mine and process plant design processes directly to the scanned data.



Project economics - ore sorting – across the period, the GeoCore X10® hardware team rolled out a new dual energy capability that further advanced the platform’s ability to power the Company’s developing ore sorting product in response to increasing Industry demand.

Operational solutions – the hardware and software teams continued to advance the operations solutions of the platform through the period. A sample optimisation solution was advanced providing customers with the ability to rapidly scan drilled core in-situ on site to “filter” the amount of core required to be sent for full laboratory assay. A grade control solution was additionally advanced during the period, that provides near real-time decision support to operations teams to improve their current processes of using medium term models and delayed information.

Critical minerals – the Company commenced testing with customers the ability of the platform to rapidly scan and analyse critical minerals drill core. The initial results were very pleasing, driving engagement and definition of the products required to advance orebody knowledge through scanning existing core farms and new drilled core, and also the concept of an operational grade control solution. With such strong Industry and government support in this rapidly advancing part of the Industry, the Company will continue to promote its engagement with these customers and drive adoption of its solutions in this growing sector.

Research and development

Orexlore’s Swedish R&D heritage is an important continuous driver of short-term and medium-term value generation and strategic growth for the Company. As a “deep tech” business that generates its own directly-sensed data sets, it is important that the business continues to invest in its ability to develop its hardware platform and sensing devices. Whilst many other “geo/data-science only” companies rely on the provision of data sets from other companies and institutions, Orexplore controls the full vertical from sensing to decision support, thereby strategically positioning the business to maximise customer and company value creation over time.

Across the period, the Company continued development on its next-generation high-sensitivity instruments. Significant advances were made within the platform’s modelling systems testing of its Neural Network modelling system.

In support of enabling solutions such as ore sorting, the hardware development team completed the initial dual energy capability of the system and advanced testing of this functionality was undertaken.

Lastly, a new version of the Orexplore Insight® software was released with substantial new functionality including customer strip log imports, automatic structure identification and a host of new geochemistry QA/QC features.

Corporate & Financial

The Company’s appendix 4C for the Quarter ending 31 December 2022 is attached. As at 31 December 2022, cash holdings were A\$7.04 million with no debt.



Total revenue from customers for Q4FY22 rose to \$670k and resulted in cash receipts from customers of \$441k for the quarter – this represents an increase of over 66% as compared with combined customer receipts over the first 3 quarters of the year. Total cash inflows for the full year from customers, government grants and other sources of income totalled \$1.28 million with approximately 90% of this being received over the second half of the year in line with the Group's expansion of commercial operations.

Net cash operating outflows for the quarter under review totalled \$1.41 million (average outflows for the first three quarters of FY22 were \$1.65 million per quarter). Payments of staff costs remain the largest operating cost of the Company and comprise 58% of gross operating cash outflows for the Q4FY22 and 55% for the full financial year. During H2FY22, the level of direct product and operating cost cash outflows have increasingly formed a larger portion of total operating outflows consistent with the overall growth in levels of scanning and related services revenue.

An appropriate balance between expenditure to expand the Group's product offering, grow new sales and introduce appropriate operating capacity, against available financial resources remains a key focus of management as it seeks to maintain strong financial discipline across the Company.

In accordance with ASX listing rule 4.7C.3, payments to related parties of the Company and their associates during the quarter totalled \$177k. These payments are related to the Managing Director's remuneration and Non-executive Directors' fees.

Pursuant to ASX listing rule 4.7C.2, the Company advises the proposed use of funds contained in section 1.7 of Orexplore's Prospectus dated 22 November 2021 in comparison to the actual use of funds following admission of the Company to the official list of the ASX is as follows:

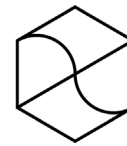
Use of Funds	Estimate for the two years post ASX admission including Priority Offer Funds \$'000	Actual Use since ASX admission to 31 December 2022 \$'000
Business development, sales, and marketing	3,750	1,273
Product and service development (incl. R&D)	6,400	3,480
Operations (site and laboratory)	1,400	987
Working capital/corporate expenses	2,974	1,710
Total	14,524	7,450

"Working capital/corporate expenses" actual use of funds includes approximately \$455k of transaction expenses related to the Swick demerger and Priority Offer.

Orexlore confirms that it expects to utilise the funds raised under its Prospectus in accordance with the use of funds statements, and the key business objectives underlying the expected use of funds remain intact.

-ends-

This ASX announcement was authorised for release by the Board of Orexplore Technologies Limited



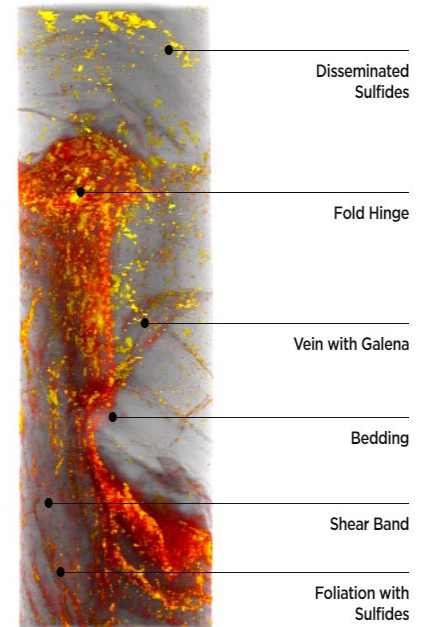
OREXPLORE TECHNOLOGIES

About Orexplore Technologies

Orexlore Technologies Limited (ASX: OXT) is a globally focused mineral technology business concentrated on advancing the commercialisation of its Technology Platform across the mining value chain within the global metals and mining sector. The Company's Technology Platform consists of the GeoCore GX10® hardware product and Orexplore Insight user interface software, that is continually advancing through its in-house multi-disciplinary research and development team based in Stockholm, Sweden.

Orexlore's first product, the GeoCore X10®, is a transportable X-ray rock mass scanning technology that converts drill core samples into a three-dimensional data set to provide a "through the rock" image of internal structures and texture in addition to elemental detections, and density.

The Company maintains two core-scanning laboratories in Stockholm where it undertakes scanning operations, and in its headquarters in Perth, Western Australia. Orexplore's talented global team includes consulting geologists, engineers, data scientists and physicists, and technology delivery experts. The group continues to advance its solutions through development and delivery of customer Value Propositions powered by its products.



For further information:

investors@orexplore.com

Brett Giroud
Managing Director
Ph: +61 8 9469 2900

Greg Haskis
Chief Financial Officer
Ph: +61 8 9469 2900

Media enquiries:

Elodie Castagna
FTI Consulting
Ph: +61 8 9321 8533

Steve Suleski
FTI Consulting
Ph: +61 8 9321 8533

Disclosure Statement:

These materials include forward looking statements. Forward looking statements inherently involve subjective judgement and analysis and are subject to significant uncertainties, risks, and contingencies, many of which are outside of the control of, and may be unknown to, the Company. Actual results and developments may vary materially from those expressed in these materials. The types of uncertainties which are relevant to the Company may include, but are not limited to, commodity prices, political uncertainty, changes to the regulatory framework which applies to the business of the Company and general economic conditions. Given these uncertainties, readers are cautioned not to place undue reliance on such forward-looking statements. Forward looking statements in these materials speak only at the date of issue. Subject to any continuing obligations under applicable law or any relevant stock exchange listing rules, the Company does not in providing this information undertake any obligation to publicly update or revise any of the forward-looking statements or any change in events, conditions, or circumstances on which any such statement is based.



Appendix 4C

Quarterly cash flow report for entities subject to Listing Rule 4.7B

Name of entity

Orexplode Technologies Limited

ABN

98 645 505 406

Quarter ended ("current quarter")

31 December 2022

Consolidated statement of cash flows	Current quarter \$A'000	Year to date (12 months) \$A'000
1. Cash flows from operating activities		
1.1 Receipts from customers	441	707
1.2 Payments for		
(a) research and development	-	-
(b) product manufacturing and operating costs	(355)	(958)
(c) advertising and marketing	(40)	(116)
(d) leased assets	(63)	(411)
(e) staff costs	(1,081)	(4,189)
(f) administration and corporate costs	(333)	(1,975)
1.3 Dividends received (see note 3)	-	-
1.4 Interest received	19	23
1.5 Interest and other costs of finance paid	-	-
1.6 Income taxes paid	-	-
1.7 Government grants and tax incentives	-	547
1.8 Other (provide details if material)	-	-
1.9 Net cash from / (used in) operating activities	(1,412)	(6,372)
2. Cash flows from investing activities		
2.1 Payments to acquire or for:		
(a) entities	-	-
(b) businesses	-	-
(c) property, plant and equipment	(156)	(593)
(d) investments	-	-
(e) intellectual property	(53)	(556)
(f) other non-current assets	-	-

Consolidated statement of cash flows		Current quarter \$A'000	Year to date (12 months) \$A'000
2.2	Proceeds from disposal of:		
	(a) entities	-	-
	(b) businesses	-	-
	(c) property, plant and equipment	-	2
	(d) investments	-	-
	(e) intellectual property	-	-
	(f) other non-current assets	-	-
2.3	Cash flows from loans to other entities	-	-
2.4	Dividends received (see note 3)	-	-
2.5	Other (provide details if material)	-	-
2.6	Net cash from / (used in) investing activities	(209)	(1,147)
3.	Cash flows from financing activities		
3.1	Proceeds from issues of equity securities (excluding convertible debt securities)	-	2,437
3.2	Proceeds from issue of convertible debt securities	-	-
3.3	Proceeds from exercise of options	-	-
3.4	Transaction costs related to issues of equity securities or convertible debt securities	-	(455)
3.5	Proceeds from borrowings	-	-
3.6	Repayment of borrowings	-	-
3.7	Transaction costs related to loans and borrowings	-	-
3.8	Dividends paid	-	-
3.9	Other (provide details if material)	-	-
3.10	Net cash from / (used in) financing activities	-	1,982
4.	Net increase / (decrease) in cash and cash equivalents for the period		
4.1	Cash and cash equivalents at beginning of period	8,935	12,644
4.2	Net cash from / (used in) operating activities (item 1.9 above)	(1,412)	(6,372)
4.3	Net cash from / (used in) investing activities (item 2.6 above)	(209)	(1,147)

Consolidated statement of cash flows		Current quarter \$A'000	Year to date (12 months) \$A'000
4.4	Net cash from / (used in) financing activities (item 3.10 above)	-	1,982
4.5	Effect of movement in exchange rates on cash held	(275)	(68)
4.6	Cash and cash equivalents at end of period	7,039	7,039

5.	Reconciliation of cash and cash equivalents at the end of the quarter (as shown in the consolidated statement of cash flows) to the related items in the accounts	Current quarter \$A'000	Previous quarter \$A'000
5.1	Bank balances	7,039	8,935
5.2	Call deposits	-	-
5.3	Bank overdrafts	-	-
5.4	Other (provide details)	-	-
5.5	Cash and cash equivalents at end of quarter (should equal item 4.6 above)	7,039	8,935

6.	Payments to related parties of the entity and their associates	Current quarter \$A'000
6.1	Aggregate amount of payments to related parties and their associates included in item 1	177
6.2	Aggregate amount of payments to related parties and their associates included in item 2	-
<i>Note: if any amounts are shown in items 6.1 or 6.2, your quarterly activity report must include a description of, and an explanation for, such payments.</i>		

7.	Financing facilities <i>Note: the term "facility" includes all forms of financing arrangements available to the entity.</i> <i>Add notes as necessary for an understanding of the sources of finance available to the entity.</i>	Total facility amount at quarter end \$A'000	Amount drawn at quarter end \$A'000
7.1	Loan facilities	-	-
7.2	Credit standby arrangements	-	-
7.3	Other (please specify)	-	-
7.4	Total financing facilities	-	-
7.5	Unused financing facilities available at quarter end		-
7.6	Include in the box below a description of each facility above, including the lender, interest rate, maturity date and whether it is secured or unsecured. If any additional financing facilities have been entered into or are proposed to be entered into after quarter end, include a note providing details of those facilities as well.		

8.	Estimated cash available for future operating activities	\$A'000
8.1	Net cash from / (used in) operating activities (item 1.9)	(1,412)
8.2	Cash and cash equivalents at quarter end (item 4.6)	7,039
8.3	Unused finance facilities available at quarter end (item 7.5)	-
8.4	Total available funding (item 8.2 + item 8.3)	7,039
8.5	Estimated quarters of funding available (item 8.4 divided by item 8.1)	5.0
	<i>Note: if the entity has reported positive net operating cash flows in item 1.9, answer item 8.5 as "N/A". Otherwise, a figure for the estimated quarters of funding available must be included in item 8.5.</i>	
8.6	If item 8.5 is less than 2 quarters, please provide answers to the following questions:	
8.6.1	Does the entity expect that it will continue to have the current level of net operating cash flows for the time being and, if not, why not?	
	Answer:	
8.6.2	Has the entity taken any steps, or does it propose to take any steps, to raise further cash to fund its operations and, if so, what are those steps and how likely does it believe that they will be successful?	
	Answer:	
8.6.3	Does the entity expect to be able to continue its operations and to meet its business objectives and, if so, on what basis?	
	Answer:	
	<i>Note: where item 8.5 is less than 2 quarters, all of questions 8.6.1, 8.6.2 and 8.6.3 above must be answered.</i>	

Compliance statement

- 1 This statement has been prepared in accordance with accounting standards and policies which comply with Listing Rule 19.11A.
- 2 This statement gives a true and fair view of the matters disclosed.

Date: 30 January 2023

Authorised by: The Board
(Name of body or officer authorising release – see note 4)

Notes

1. This quarterly cash flow report and the accompanying activity report provide a basis for informing the market about the entity's activities for the past quarter, how they have been financed and the effect this has had on its cash position. An entity that wishes to disclose additional information over and above the minimum required under the Listing Rules is encouraged to do so.
2. If this quarterly cash flow report has been prepared in accordance with Australian Accounting Standards, the definitions in, and provisions of, *AASB 107: Statement of Cash Flows* apply to this report. If this quarterly cash flow report has been prepared in accordance with other accounting standards agreed by ASX pursuant to Listing Rule 19.11A, the corresponding equivalent standard applies to this report.
3. Dividends received may be classified either as cash flows from operating activities or cash flows from investing activities, depending on the accounting policy of the entity.
4. If this report has been authorised for release to the market by your board of directors, you can insert here: "By the board". If it has been authorised for release to the market by a committee of your board of directors, you can insert here: "By the [name of board committee – eg Audit and Risk Committee]". If it has been authorised for release to the market by a disclosure committee, you can insert here: "By the Disclosure Committee".
5. If this report has been authorised for release to the market by your board of directors and you wish to hold yourself out as complying with recommendation 4.2 of the ASX Corporate Governance Council's *Corporate Governance Principles and Recommendations*, the board should have received a declaration from its CEO and CFO that, in their opinion, the financial records of the entity have been properly maintained, that this report complies with the appropriate accounting standards and gives a true and fair view of the cash flows of the entity, and that their opinion has been formed on the basis of a sound system of risk management and internal control which is operating effectively.