

31 January 2023

QUARTERLY REPORT

For the three months ended 31 December 2022

Highlights

- Mineral Resource update of uranium deposit completed, with a 34% increase in contained uranium to 50.6Mlb U_3O_8
- Maiden reverse circulation (RC) and diamond drilling (DD) program, comprising 16 holes for 3,414 metres, completed
- Geophysical logging intersected multiple uranium zones outside existing resource
- All samples have been delivered to the laboratory in Reno for chemical assay, initial lithium results announced, final assay results imminent
- Phase 2 BLM Drilling Program Notice approved

USA focused uranium and lithium explorer, Aurora Energy Metals Limited (**Aurora** or **the Company**) (ASX:1AE) is pleased to report its Activities Report for the three months ended 31 December 2022.

The Company is advancing its Aurora Energy Metals Project (**AEMP**) in south-eastern Oregon, USA. The current, multi-phase exploration program is aimed at growing the shallow basement uranium mineral resource whilst also defining lithium mineral resources in the overlying and surrounding sediments.

The December quarter saw significant progress in this regard, with the first RC/DD drilling program completed and the release of an updated uranium Mineral Resource for the AEMP.

The updated Mineral Resource of 107.3Mt @ 214ppm U_3O_8 for 50.6Mlb U_3O_8 includes a Measured component of 32.9Mlb U_3O_8 for the first time. The AEMP uranium Mineral Resource is now the largest mineable, Measured and Indicated uranium Mineral Resource in the USA.

Aurora Energy Metals' Managing Director, Greg Cochran, commented:

"The updated Mineral Resource Estimate highlights the robust quality of the deposit with over 80% now drilled out to a Measured or Indicated level. Importantly, 91% of the 19.2 Mlb High Grade Zone, which runs at 485 ppm U_3O_8 is Measured category.

"It was also great to get back on the ground and complete the first drill program at Aurora in over a decade. The uranium and lithium results received to date are positive and we're looking to receiving the final assays from the lab any day now.

"Our objectives for the additional drill programs planned for 2023 are to enable us to define lithium Mineral Resources and progress scoping or feasibility studies for uranium and lithium."

AURORA ENERGY METALS PROJECT (AEMP)

34% INCREASE IN URANIUM MINERAL RESOURCE

- Updated Mineral Resource estimate of 107.3Mt @ 214ppm U₃O₈ for 50.6Mlb U₃O₈ reported during the Quarter, representing a 34% increase in contained uranium
- 90% of existing Indicated Mineral Resource converted to the Measured Category
- Over 82% of the Mineral Resource now in the Measured and Indicated Category
- Grade of the High Grade Zone increased by 10%, to 485 ppm U₃O₈
- 17.5 Mlb U₃O₈ of the High Grade Zone classified as Measured (91%)

Aurora announced an updated uranium Mineral Resource estimate for the AEMP during the Quarter, incorporating results from a 2011 drill program that were previously not included¹.

The updated MRE totals 107.3 Mt @ 214 ppm U₃O₈ for 50.6 Mlb U₃O₈, including a Measured Mineral Resource of 59.5 Mt @ 251 ppm U₃O₈ for 32.9 Mlb U₃O₈, Indicated of 21.4 Mt @ 184 ppm U₃O₈ for 8.7 Mlb U₃O₈ and Inferred of 26.4 Mt @ 157 ppm U₃O₈ for 9.1 Mlb U₃O₈ (see Table 1).

Table 1: 23 November 2022 Aurora Energy Metals Mineral Resource

Resource Zone	Measured			Indicated			Inferred			Total		
	Mt	U ₃ O ₈ ppm	Mlb U ₃ O ₈	Mt	U ₃ O ₈ ppm	Mlb U ₃ O ₈	Mt	U ₃ O ₈ ppm	Mlb U ₃ O ₈	Mt	U ₃ O ₈ ppm	Mlb U ₃ O ₈
High-Grade Zone ¹	16.3	487	17.5	1.6	467	1.6	0.1	425	0.1	18.0	485	19.2
Low-Grade Zone ²	43.2	162	15.4	19.8	161	7.0	26.3	155	9.0	89.3	160	31.5
Total	59.5	251	32.9	21.4	184	8.7	26.4	157	9.1	107.3	214	50.6

¹ High grade zone estimated using a 300 ppm U₃O₈ cut-off

² Low grade zone estimated using a 100 ppm U₃O₈ cut-off

Note: Appropriate rounding applied

In 2011, the precursor company to Aurora drilled an additional 32 PQ diameter diamond drill holes and six RC drillholes, designed to be a confirmation program and to provide metallurgical sample.

In the lead up to Aurora's IPO in May 2022, the uranium mineral resource was updated to be reported in accordance with the JORC Code (2012). However, the 32 PQ holes were included for quality assurance – quality control (QAQC) and twin hole comparison purposes only; the assays were not incorporated into the updated MRE. Thus, one of the priorities identified for the IPO was to update and convert the MRE, incorporating the 32 PQ diamond holes, which consisted of 4,257m of drilling.

Figure 1 shows a selection of some of the results from that program, as well as the position of the historical holes drilled.

¹ ASX Announcement 23 November 2022 – Uranium mineral resource estimate up 34% to 50.6Mlb U₃O₈

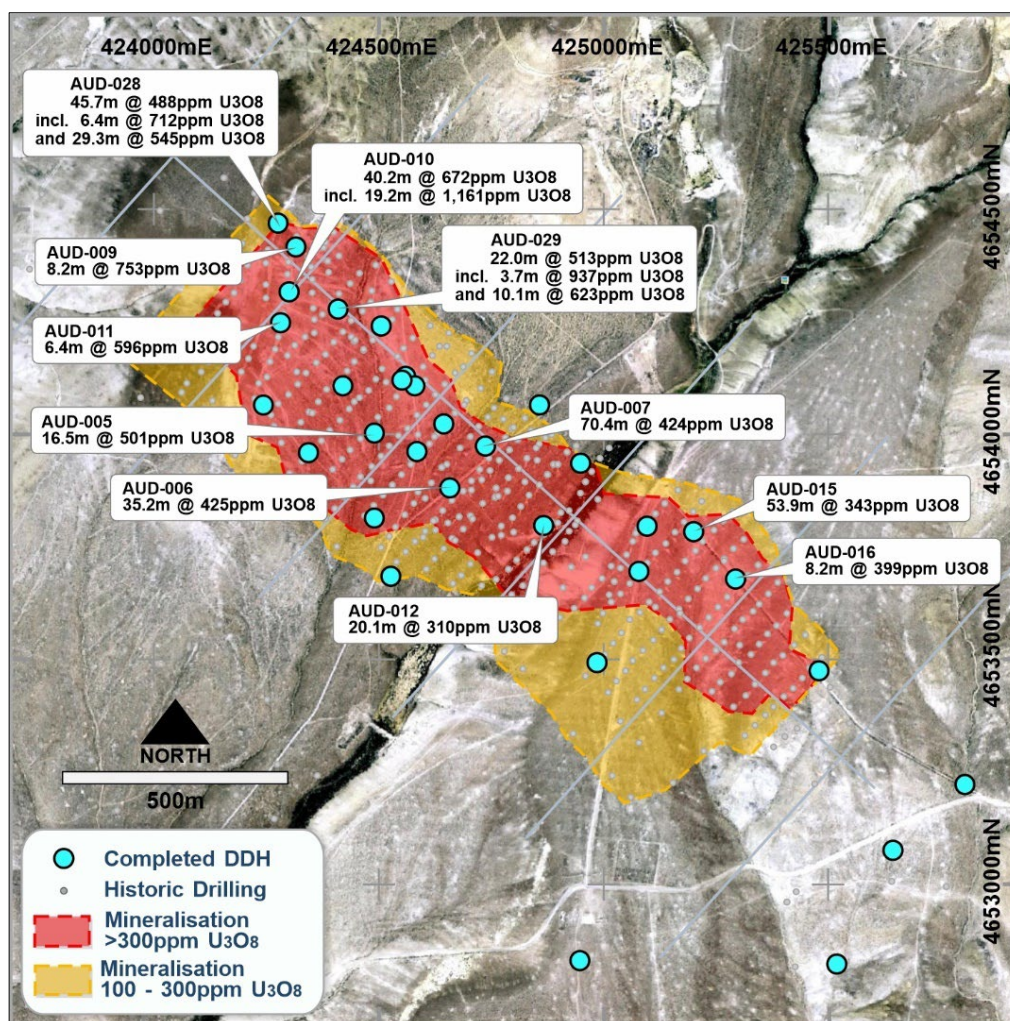


Figure 1: Selected results from the 2011 PQ drilling campaign

PHASE 1 DRILL PROGRAM COMPLETED

- The Phase 1 RC/DD drill program for 3,414 metres was completed during the quarter
- Uranium geophysical logging results and initial lithium chemical assays have been received and announced^{2,6}
- An application for the Phase 2 RC and Diamond Drill Campaign was submitted to and approved by the BLM during the quarter

The Company completed the Phase 1 drilling program during the quarter, the first drilling on the project in over a decade^{3,4,5,6}. The permitting process took longer than anticipated, which delayed mobilisation, however the Company was able to complete the program by mobilising an additional (diamond) drill rig.

² ASX Announcement 16 January 2023 – Thick Lithium & Uranium Zones Returned- Maiden Drill Program

³ ASX Announcement 19 October 2022 – Drilling to commence at Aurora Energy Metals Project

⁴ ASX Announcement 31 October 2022 – Drilling underway at Aurora Energy Metals Project

⁵ ASX Announcement 17 November 2022 – Second rig at Aurora Energy Metals Project

⁶ ASX Announcement 22 December 2022 – Maiden drill program successfully completed

The program consisted of primarily vertical RC and DD drillholes with one angled hole drilled at the conclusion of the program. The program was aimed at extending the existing uranium Mineral Resource as well as defining lithium mineralisation in the shallow lakebed sediments overlying the uranium deposit and in the deeper lakebed sediments surrounding the deposit.

The geology was as expected when logged by geologists. Samples were collected and sent to a lab in Reno for analysis. It is expected that last remaining assay results will be received and reported shortly.

Figure 2 shows the defined DOGAMI-compliant project area and the location of the completed RC/DD holes for the Phase 1 drilling program. DOGAMI restricts Notice level exploration permits to an area of only 640 acres (one square mile), which explains the unusual shape of the Phase 1 Drilling Program project area.

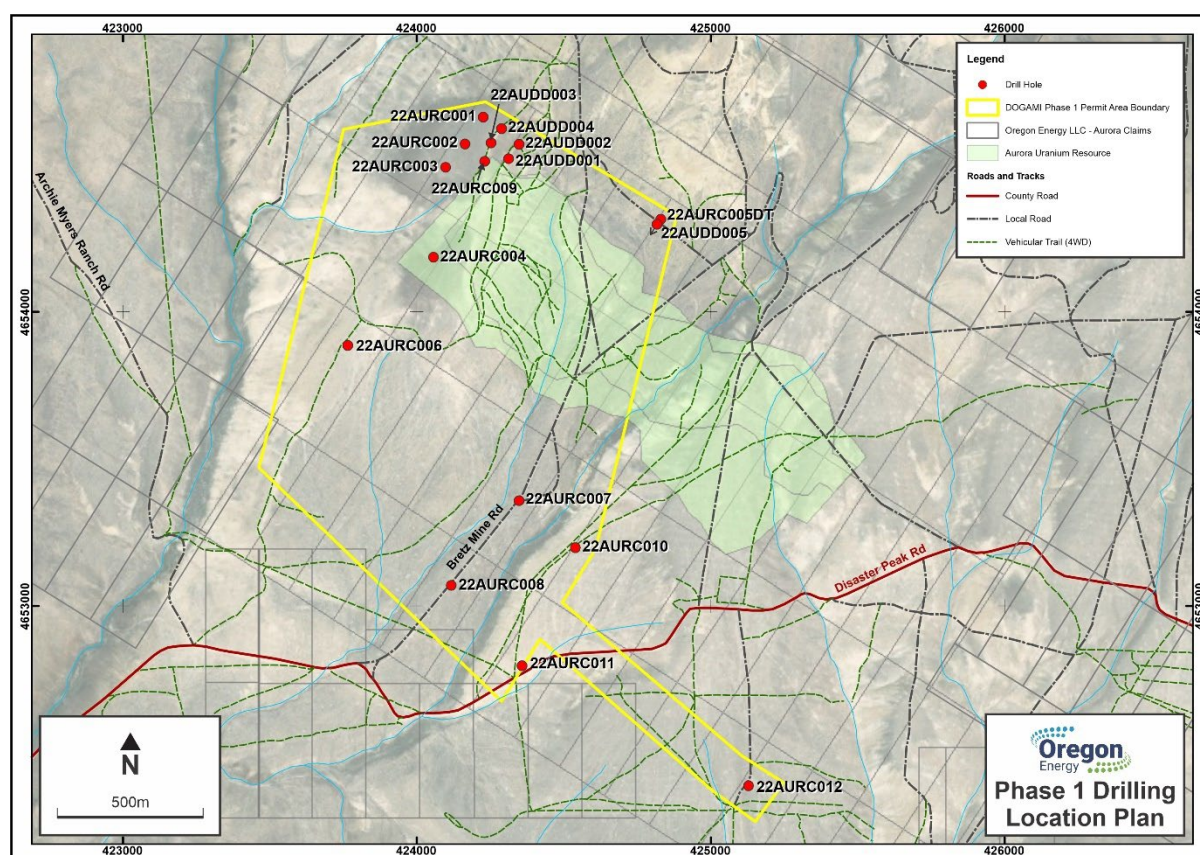


Figure 2: Map showing the DOGAMI Phase 1 Project Area and completed drillholes

Initial Chemical Assay Results Received³

Lithium results, using a 1000ppm Li cut-off, include (See Figure 3):

- 22AURC001: 16.8m at 1,259 ppm Li (0.27% Li₂O) from 88.4m
- 22AURC002: 19.8m at 1,206 ppm Li (0.26% Li₂O) from 51.8m
- 22AURC003: 24.4m at 1,138 ppm Li (0.25% Li₂O) from 39.6m; and
4.6m at 1,334 ppm Li (0.29% Li₂O) from 82.3m

- 22AURC004: 19.8m at 1,298 ppm Li (0.28% Li₂O) from 27.4m
- 22AURC005DT*: 9.1m at 1,663 ppm Li (0.36% Li₂O) from 97.5m*
(*RC pre-collar samples only – diamond tail assays pending)
- 22AURC006: 4.6m at 1,579 ppm Li (0.34% Li₂O) from 25.9m; and
4.6m at 1,124 ppm Li (0.24% Li₂O) from 35.1m

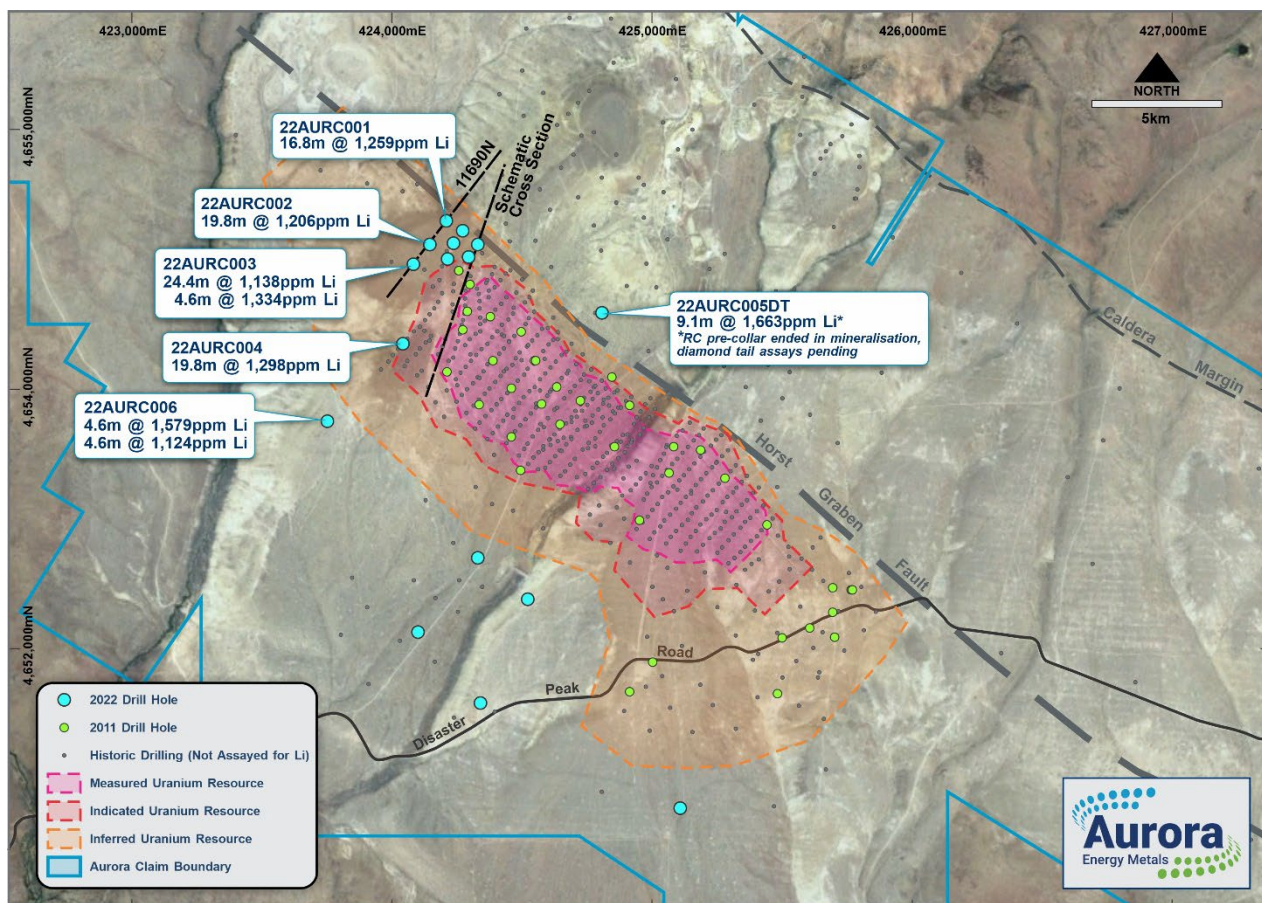


Figure 3 Map showing lithium assay results

Uranium oxide results, using a 100ppm U_3O_8 cut-off, include (See Figure 4):

- 22AURC002: 6.1m at 221 ppm U_3O_8 from 143.3m; plus 12.2m at 162 ppm U_3O_8 from 217.9m
- 22AURC003: 9.1m at 222 ppm U_3O_8 from 121.9m
- 22AURC004: 3.0m at 199 ppm U_3O_8 from 82.3m

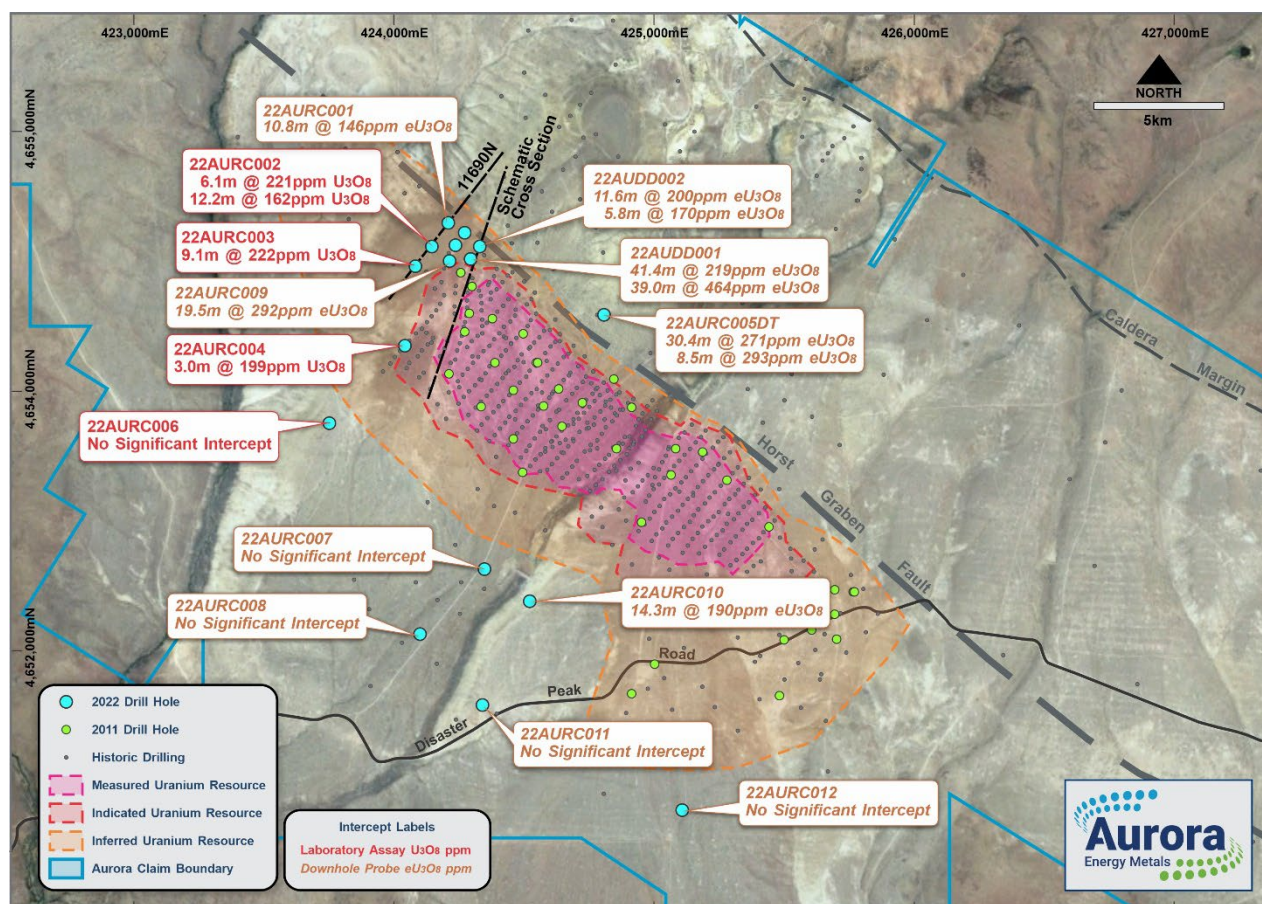


Figure 4: Map showing uranium assay results

As noted above, Aurora submitted its second exploration permit application to the Bureau of Land Management (BLM), which incorporated all the remaining RC and DD holes that the Company plans to drill in 2023. Figure 5 shows the location of all the holes that are planned (including the original Phase 1 holes).

Approval was obtained from the BLM during the quarter and the next round of DOGAMI applications are being finalised.

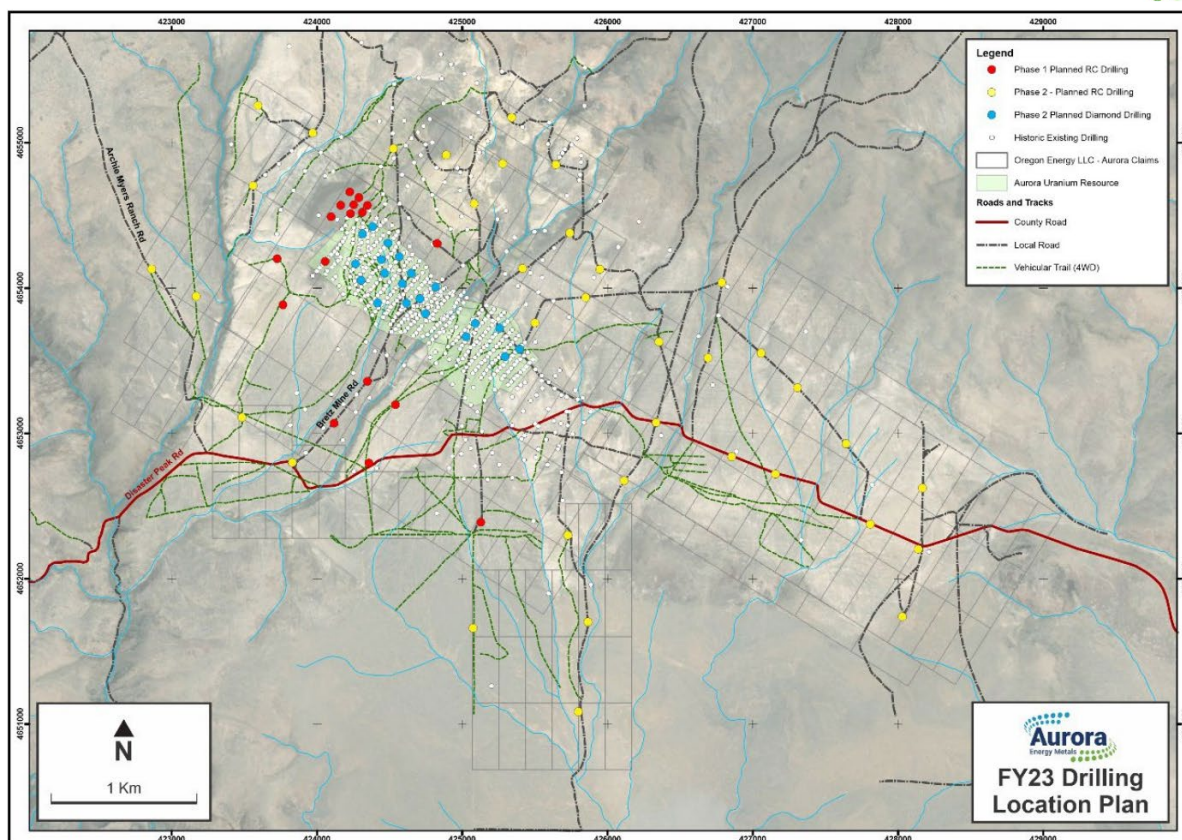


Figure 5: Map showing the full FY23 planned drill holes

CORPORATE

CASH

The Company's consolidated cash at hand was \$2.1m as at 31 December 2022 with no debt.

The majority of the expenditure was on Exploration and Evaluation \$3,631k, Admin and Corporate costs \$169k. and staff costs \$146k. This information is presented in the Quarterly Cashflow Report (Appendix 5b).

MARKETING & PROMOTION

During the December quarter, the Company presented at the IMARC conference⁷ in Sydney and at Mines & Money London⁸. Various video interviews were also completed and published on media platforms during the Quarter.

DECEMBER QUARTER ASX RELEASES

The Company released the following exploration announcements during the quarter:

- 19 Oct 2022 Drilling to commence at Aurora Energy Metals Project

⁷ ASX Announcement 3 November 2022 – IMARC presentation

⁸ ASX Announcement 29 November 2022 – November Mines & Money presentation

- 31 Oct 2022 Drilling underway at Aurora Energy Metals Project
- 17 Nov 2022 Second rig at Aurora Energy Metals Project
- 23 Nov 2022 Uranium Mineral Resource Estimate up 34% to 50.6Mlb U₃O₈
- 22 Dec 2022 Maiden Drill Program Successfully Completed

KEY ACTIVITIES PLANNED FOR THE MARCH 2023 QUARTER

During the March 2023 quarter, the Company plans to:

- Release the final assay results from the Phase 1 Drilling Campaign.
- Submit and advance its Phase 2 drilling campaign applications to DOGAMI.
- Release the results of the recently completed review of the historical uranium metallurgical testwork conducted on the AEMP.
- Review available core in advance of the first phase of uranium metallurgical testwork since 2012.

ASX ADDITIONAL INFORMATION

1. ASX Listing Rule 5.3.1 – Mining exploration activities and investment activity expenditure during the quarter was \$3,631,000. Full details of the activity during the quarter are set out in this report.
2. ASX Listing Rule 5.3.2 – Mining production and development activity expenditure for the quarter was nil and there were no substantive mining exploration activities for the quarter.
3. ASX Listing Rule 5.3.3 – Tenement Schedule – Refer to Appendix 1 for details of the Company's tenements as at 31 December 2022.
4. ASX Listing Rule 5.3.4 – The Company provides the actual vs proposed use of Funds as outlined in Section 3.7 of the Prospectus dated 29 March 2022.

Proposed Use of Funds	Proposed \$	Actual \$	Variance
Uranium exploration and evaluation	\$2,800,000	\$2,275,876	(\$524,124)
Lithium exploration and evaluation	\$3,100,000	\$2,173,901	(\$926,099)
Administration Costs	\$1,817,427	\$975,414	(\$842,013)
Property, plant & equipment	\$0	\$420,817	\$420,817
Expenses of the Offer	\$574,840	\$410,592	(\$164,248)
Working Capital	\$269,733	\$0	(\$269,733)
Total	\$8,562,000	\$6,256,600	(\$2,305,400)

5. Major variances in the above table relate to timing of actual spend. The proposed spend is for a two-year period and the Company listed in May 2022. The variance in property, plant and equipment expenditure relates to un-forecast expenditure to acquire private land and property, the rationale for this expenditure was included in the Company's September quarterly report.
6. ASX Listing Rule 5.4.5 – Payments to related parties of the Company during the quarter and outlined in the Appendix 5B include \$64,675 for Salaries, Director Fees and Consulting Fees paid to Directors and \$55,330 for a fully provisioned office and administration and technical staff.

THIS ANNOUNCEMENT HAS BEEN AUTHORISED FOR RELEASE ON THE ASX BY THE COMPANY'S BOARD OF DIRECTORS

ABOUT AURORA ENERGY METALS

Aurora Energy Metals is an ASX-listed company focused on the exploration and development of its flagship, the 100 per cent owned Aurora Energy Metals Project in south-east Oregon, USA. Boasting the USA's largest, mineable, measured and indicated uranium deposit (MRE: 107.3Mt @ 214ppm U₃O₈ for 50.6 Mlbs U₃O₈) with known lithium mineralisation in lakebed sediments above and surrounding the well-defined uranium deposit, the Company's vision is to supply minerals that are critical to the USA's energy transition.

ABN: 87 604 406 377 | ASX: 1AE

FOLLOW US ON TWITTER:

https://twitter.com/Aurora_1AE

CAPITAL STRUCTURE:

Share Price (30/01/23): \$0.165
Market Cap: \$23.5 million
Shares on Issue: 142.6 million

COMPANY SECRETARY:

Steven Jackson

SHAREHOLDER CONTACT:

Steven Jackson
Email: info@auroraenergymetals.com
Tel: +61 8 6465 5500

BOARD OF DIRECTORS:

Peter Lester: Non-Executive Chairman
Greg Cochran: Managing Director
Alasdair Cooke: Non-Executive Director

SHAREHOLDERS:

Directors: 14%
Management: 13%
IPO Shareholders: 28%
Other Pre-IPO Shareholders: 45%

INVESTOR & MEDIA CONTACT:

Andrew Rowell
White Noise Communications
Tel: +61 (0) 400 466 226
Email: andrew@whitenoisecomms.com

JORC Disclaimer:

Information in this announcement relating to Exploration Results and Mineral Resources is based on information compiled by Mr. Lauritz Barnes (a consultant to Aurora Energy Metals Limited and a shareholder) who is a member of The Australian Institute of Mining and Metallurgy and The Australian Institute of Geoscientists. Mr. Barnes has sufficient experience which is relevant to the style of mineralisation and type of deposit under consideration and to the activity which he is undertaking to qualify as a Competent Person under the 2012 Edition of the Australasian Code for reporting of Exploration Results, Mineral Resources and Ore Reserves. Mr. Barnes consents to the inclusion of the data in the form and context in which it appears.

Information in this announcement relating to Mineral Resources is extracted from the announcement titled 'Uranium Resource Up 34% to 50.6Mlb, Maiden Measured Resource' released by the ASX on 23 November 2022. Aurora Energy Metals Limited confirms that it is not aware of any new information or data that materially affects the information included in this announcement and that all material assumptions and technical parameters underpinning the Mineral Resource continue to apply and have not materially changed. Aurora Energy Metals Limited confirms that the form and context in which the Competent Persons' findings are presented in this announcement have not been materially modified from the original market announcement.

Previous Disclosure:

Information in this announcement is based on the following Aurora Energy Metals Limited Announcements, which are available from the Company's website, www.auroraenergymetals.com.au or the ASX website.

- 23 November 2022 – Uranium Resource Up 34% to 50.6Mlb, Maiden Measured Resource
- 22 December 2022 – Maiden Drill Program Successfully Completed
- 17 January 2023 – Thick Lithium & Uranium Zones Returned- Maiden Drill Program

APPENDIX 1 – TENEMENTS (as at 31 December 2022)

Project Name	Location	Claim Name	Interest at 30 September 2022	Interest at 31 December 2022
AEMP	Oregon, USA	AURORA 11-60	100%	100%
AEMP	Oregon, USA	AURORA 62-64	100%	100%
AEMP	Oregon, USA	AURORA 69-78	100%	100%
AEMP	Oregon, USA	AURORA 82-87	100%	100%
AEMP	Oregon, USA	AURORA 97-108	100%	100%
AEMP	Oregon, USA	AURORA 117-125	100%	100%
AEMP	Oregon, USA	AURORA 134-145	100%	100%
AEMP	Oregon, USA	AURORA 236	100%	100%
AEMP	Oregon, USA	AURORA 238	100%	100%
AEMP	Oregon, USA	AURORA 240	100%	100%
AEMP	Oregon, USA	AURORA 242	100%	100%
AEMP	Oregon, USA	AURORA 244	100%	100%
AEMP	Oregon, USA	AURORA 246	100%	100%
AEMP	Oregon, USA	AURORA 248	100%	100%
AEMP	Oregon, USA	AURORA 250	100%	100%
AEMP	Oregon, USA	CROTALUS CREEK 7-9	100%	100%
AEMP	Oregon, USA	CROTALUS CREEK 23	100%	100%
AEMP	Oregon, USA	CROTALUS CREEK 25	100%	100%
AEMP	Oregon, USA	CROTALUS CREEK 27	100%	100%
AEMP	Oregon, USA	CALD 01-91	100%	100%
AEMP	Oregon, USA	CALD 92-279	100%	100%
AEMP	Oregon, USA	JH 01-71	0%	100%
AEMP	Nevada, USA	JH 72-102	0%	100%
AEMP	Nevada, USA	KB 01-56	0%	100%

Appendix 5B

Mining exploration entity or oil and gas exploration entity quarterly cash flow report

Name of entity

Aurora Energy Metals Limited

ABN

87 604 406 377

Quarter ended ("current quarter")

31 December 2022

Consolidated statement of cash flows		Current quarter \$A'000	Year to date (6 months) \$A'000
1.	Cash flows from operating activities		
1.1	Receipts from customers	-	-
1.2	Payments for		
	(a) exploration & evaluation	(3,631)	(4,160)
	(b) development	-	-
	(c) production	-	-
	(d) staff costs	(146)	(258)
	(e) administration and corporate costs	(169)	(376)
1.3	Dividends received (see note 3)	-	-
1.4	Interest received	-	-
1.5	Interest and other costs of finance paid	-	-
1.6	Income taxes paid	-	-
1.7	Government grants and tax incentives	-	-
1.8	Other (provide details if material)	-	-
1.9	Net cash from / (used in) operating activities	(3,947)	(4,794)
2.	Cash flows from investing activities		
2.1	Payments to acquire or for:		
	(a) entities	-	-
	(b) tenements	-	-
	(c) property, plant and equipment	(80)	(421)
	(d) exploration & evaluation	-	-
	(e) investments	-	-
	(f) other non-current assets	-	-

Consolidated statement of cash flows		Current quarter \$A'000	Year to date (6 months) \$A'000
2.2	Proceeds from the disposal of:		
	(a) entities	-	-
	(b) tenements	-	-
	(c) property, plant and equipment	-	-
	(d) investments	-	-
	(e) other non-current assets	-	-
2.3	Cash flows from loans to other entities	-	-
2.4	Dividends received (see note 3)	-	-
2.5	Other (provide details if material)	-	-
2.6	Net cash from / (used in) investing activities	(80)	(421)

3.	Cash flows from financing activities		
3.1	Proceeds from issues of equity securities (excluding convertible debt securities)	-	-
3.2	Proceeds from issue of convertible debt securities	-	-
3.3	Proceeds from exercise of options	-	-
3.4	Transaction costs related to issues of equity securities or convertible debt securities	(3)	(3)
3.5	Proceeds from borrowings	-	-
3.6	Repayment of borrowings	-	-
3.7	Transaction costs related to loans and borrowings	-	-
3.8	Dividends paid	-	-
3.9	Other (provide details if material)	-	-
3.10	Net cash from / (used in) financing activities	(3)	(3)

4.	Net increase / (decrease) in cash and cash equivalents for the period		
4.1	Cash and cash equivalents at beginning of period	6,158	7,317
4.2	Net cash from / (used in) operating activities (item 1.9 above)	(3,947)	(4,794)
4.3	Net cash from / (used in) investing activities (item 2.6 above)	(80)	(421)
4.4	Net cash from / (used in) financing activities (item 3.10 above)	(3)	(3)

Consolidated statement of cash flows		Current quarter \$A'000	Year to date (6 months) \$A'000
4.5	Effect of movement in exchange rates on cash held	6	34
4.6	Cash and cash equivalents at end of period	2,135	2,135

5.	Reconciliation of cash and cash equivalents at the end of the quarter (as shown in the consolidated statement of cash flows) to the related items in the accounts	Current quarter \$A'000	Previous quarter \$A'000
5.1	Bank balances	2,135	6,158
5.2	Call deposits	-	-
5.3	Bank overdrafts	-	-
5.4	Other (provide details)	-	-
5.5	Cash and cash equivalents at end of quarter (should equal item 4.6 above)	2,135	6,158

6.	Payments to related parties of the entity and their associates	Current quarter \$A'000
6.1	Aggregate amount of payments to related parties and their associates included in item 1	120
6.2	Aggregate amount of payments to related parties and their associates included in item 2	
<i>Note: if any amounts are shown in items 6.1 or 6.2, your quarterly activity report must include a description of, and an explanation for, such payments.</i>		

7.	Financing facilities <i>Note: the term "facility" includes all forms of financing arrangements available to the entity.</i> <i>Add notes as necessary for an understanding of the sources of finance available to the entity.</i>	Total facility amount at quarter end \$A'000	Amount drawn at quarter end \$A'000
7.1	Loan facilities	-	-
7.2	Credit standby arrangements	-	-
7.3	Other (please specify)	-	-
7.4	Total financing facilities	-	-
7.5	Unused financing facilities available at quarter end		-
7.6	Include in the box below a description of each facility above, including the lender, interest rate, maturity date and whether it is secured or unsecured. If any additional financing facilities have been entered into or are proposed to be entered into after quarter end, include a note providing details of those facilities as well.		
	n/a		

8.	Estimated cash available for future operating activities	\$A'000
8.1	Net cash from / (used in) operating activities (item 1.9)	(3,947)
8.2	(Payments for exploration & evaluation classified as investing activities) (item 2.1(d))	-
8.3	Total relevant outgoings (item 8.1 + item 8.2)	(3,947)
8.4	Cash and cash equivalents at quarter end (item 4.6)	2,135
8.5	Unused finance facilities available at quarter end (item 7.5)	-
8.6	Total available funding (item 8.4 + item 8.5)	2,135
8.7	Estimated quarters of funding available (item 8.6 divided by item 8.3)	0.5
	<i>Note: if the entity has reported positive relevant outgoings (ie a net cash inflow) in item 8.3, answer item 8.7 as "N/A". Otherwise, a figure for the estimated quarters of funding available must be included in item 8.7.</i>	
8.8	If item 8.7 is less than 2 quarters, please provide answers to the following questions:	
8.8.1	Does the entity expect that it will continue to have the current level of net operating cash flows for the time being and, if not, why not?	
	Answer: No. The Company completed its maiden drilling program in the quarter which necessitated a higher cash out flow in the quarter for exploration & evaluation expenditure. The expenditure in the current quarter will be significantly less than the December quarter.	
8.8.2	Has the entity taken any steps, or does it propose to take any steps, to raise further cash to fund its operations and, if so, what are those steps and how likely does it believe that they will be successful?	
	Answer: As a Company focussed on exploration & evaluation the Company is constantly reviewing its requirement for additional capital to fund future operations. The Company completed an \$8m Initial Public Offering in May 2022 and expects it would be successful in raising additional capital as required.	

8.8.3 Does the entity expect to be able to continue its operations and to meet its business objectives and, if so, on what basis?

Answer: The Company believes it will obtain sufficient funding to continue its operations as detailed in item 8.8.2 above.

Note: where item 8.7 is less than 2 quarters, all of questions 8.8.1, 8.8.2 and 8.8.3 above must be answered.

Compliance statement

- 1 This statement has been prepared in accordance with accounting standards and policies which comply with Listing Rule 19.11A.
- 2 This statement gives a true and fair view of the matters disclosed.

Date: 31 January 2023

Authorised by: Steven Jackson, Company Secretary.
(Name of body or officer authorising release – see note 4)

Notes

1. This quarterly cash flow report and the accompanying activity report provide a basis for informing the market about the entity's activities for the past quarter, how they have been financed and the effect this has had on its cash position. An entity that wishes to disclose additional information over and above the minimum required under the Listing Rules is encouraged to do so.
2. If this quarterly cash flow report has been prepared in accordance with Australian Accounting Standards, the definitions in, and provisions of, *AASB 6: Exploration for and Evaluation of Mineral Resources* and *AASB 107: Statement of Cash Flows* apply to this report. If this quarterly cash flow report has been prepared in accordance with other accounting standards agreed by ASX pursuant to Listing Rule 19.11A, the corresponding equivalent standards apply to this report.
3. Dividends received may be classified either as cash flows from operating activities or cash flows from investing activities, depending on the accounting policy of the entity.
4. If this report has been authorised for release to the market by your board of directors, you can insert here: "By the board". If it has been authorised for release to the market by a committee of your board of directors, you can insert here: "By the [name of board committee – eg Audit and Risk Committee]". If it has been authorised for release to the market by a disclosure committee, you can insert here: "By the Disclosure Committee".
5. If this report has been authorised for release to the market by your board of directors and you wish to hold yourself out as complying with recommendation 4.2 of the ASX Corporate Governance Council's *Corporate Governance Principles and Recommendations*, the board should have received a declaration from its CEO and CFO that, in their opinion, the financial records of the entity have been properly maintained, that this report complies with the appropriate accounting standards and gives a true and fair view of the cash flows of the entity, and that their opinion has been formed on the basis of a sound system of risk management and internal control which is operating effectively.