

Falun Copper-Gold-Zinc-Silver-Lead Mine, Sweden

Alicanto to proceed with Falun acquisition after identifying substantial mineralisation

Due diligence highlights significant prospectivity including numerous drill targets; Data supports Alicanto's concept of a major mineralised belt stretching over 10km from Falun through Alicanto's adjacent Greater Falun Project

Key Points

- The Falun mine which last operated in 1992, produced 28Mt at 4% copper, 4g/t gold, 5% zinc, 2% lead and 35g/t silver.¹ Since its closure, limited modern exploration or drilling has been completed in the near mine environment
- First pass compilation of the historic drill data from the Falun mine due diligence and modelling of the 3D dataset has identified significant gold and base metal mineralisation outside the previous mining voids. Mineralisation is open in several historic, unmined drill intersections, including:
 - 50.8m @ 3.4g/t gold, 0.5% copper (Eastern Cu-Au Zone)
 - 37.4m @ 23.6g/t gold, 0.5% copper (Eastern Cu-Au Zone)
 - 21.1m @ 6.9g/t gold, 0.9% copper and 0.07% bismuth (Eastern Cu-Au Zone)
 - 11.6m @ 61.2g/t Au, 1.2% Cu (Eastern Cu-Au zone)
 - 6.3m @ 4.3% copper, 1.2 g/t gold (Albenius Cu-Au Zone)
 - 8.8m @ 7.9% zinc, 0.2% lead, 0.8% copper, 8 g/t silver (SE Extension)
 - 11.9m @ 2.5% copper, 2.6g/t gold, 78g/t silver, 1.0% lead, 5.2% zinc (Western Cu-Au Zone)
 - 7.2m @ 7.2% copper, 1.1g/t gold, 75g/t silver (Western Cu-Au Zone)
- A high-resolution gravity survey completed after the mine closure along the mine horizon highlighted several high priority targets between Falun and the recently drilled Skyttgruvan-Naverberg target, which have never been drill tested and represent potential walk-up drill targets
- Recently reported results from the first drillhole at Skyttgruvan-Naverberg, located only 3.5km from Falun, which intersected Falun-style mineralisation (refer ASX release dated 19 December 2022), include:
 - 5.3m @ 6.8% Zn eq (84g/t Ag, 0.5% Cu, 3.3% Zn, 1.2% Pb)
 - 2.9m @ 14.7% Zn eq (194g/t Ag, 0.1% Cu, 4.9% Zn, 7.6% Pb)
 - 6.8m @ 9.7% Zn eq (114g/t Ag, 0.5% Cu, 5.5% Zn, 1.0% Pb, 0.13g/t Au)
 - 3.9m @ 11.3% Zn eq (20g/t Ag, 0.2% Cu, 9.5% Zn, 1.5% Pb)

- **The Company is currently designing and submitting workplans to continue exploration at the Greater Falun Project which will include the first modern application of surface electromagnetic techniques**
- **Post-acquisition, Alicanto will control over 60km of the target limestone horizon within a total landholding of 312km² which is highly prospective for analogues of the Falun Mine**

Alicanto Minerals Ltd (Alicanto or the Company) (ASX: AQI) is pleased to provide this update in respect of its acquisition of the historical Falun mine and surrounding tenements.

Alicanto Managing Director Rob Sennitt said: *“Our due diligence has confirmed that this is an exceptional acquisition opportunity for the Company. The data suggests there is significant geological potential remaining at Falun.*

“This data also supports the concept being developed by Alicanto that there is a major mineralised belt stretching over 10km from the historic Falun mine through Alicanto’s current holdings at the Greater Falun Project.

“There are numerous high quality targets already identified and this will only increase and be further refined by an extensive Ground EM program expected to be initiated in the first quarter.

“Combined with our Sala Project, where we have defined our maiden Resource, Alicanto now has two outstanding assets in a Tier 1 location.”

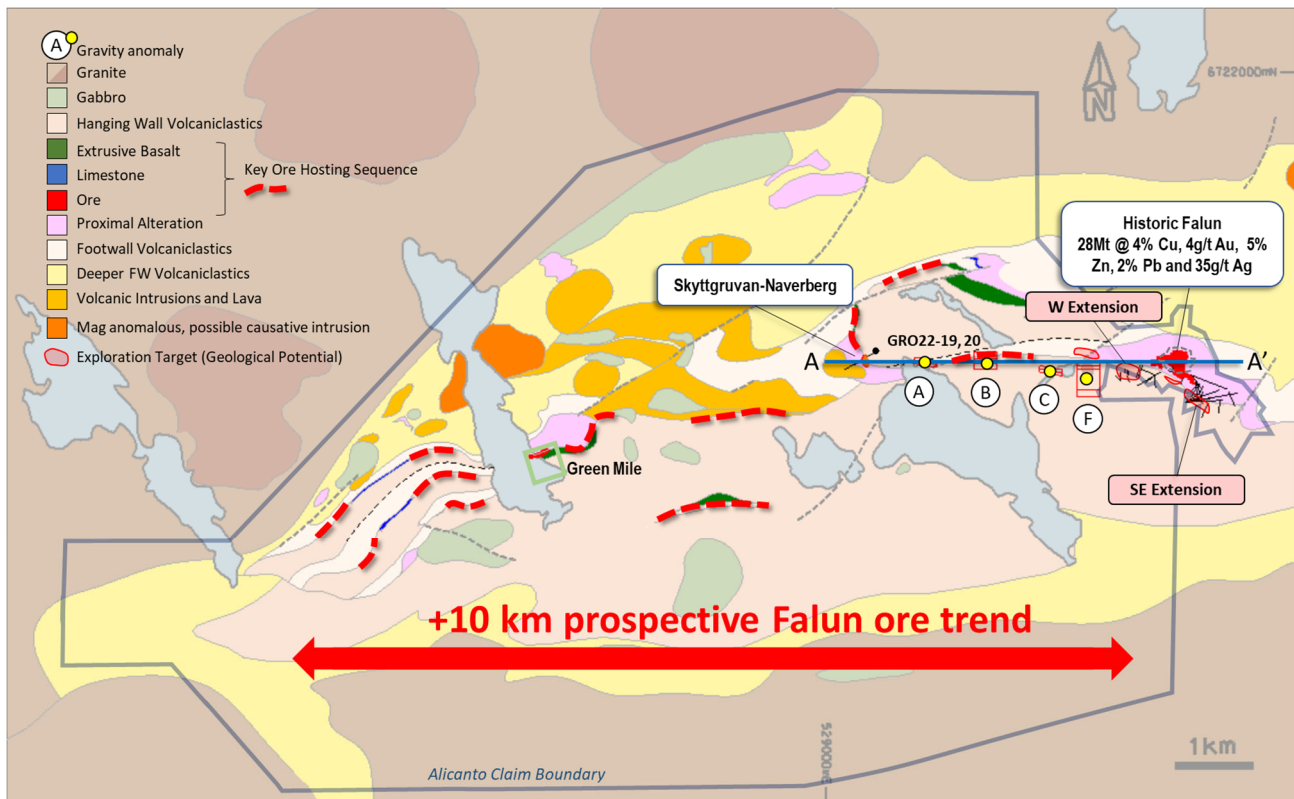
The Acquisition

The Company has entered into a binding agreement to acquire the historic Falun Mine and associated tenements from the current owners, Explora Mineral AB (**Explora**).² Total consideration for the acquisition is A\$200,000. The agreement is subject to two conditions precedent:

- Alicanto being satisfied (in its sole and absolute discretion) with the outcome of its due diligence investigations in respect of the assets; and
- approval of the transfer of the tenements to Alicanto by the Mining Inspector pursuant to the Minerals Act of Sweden.

Alicanto has advised Explora that the first condition has now been satisfied and to commence the approvals process for the transfer of the tenements to Alicanto.

Figure 1: Map of Falun regional geology showing historical production at Falun and a number of drill targets including gravity anomalies between Falun and Skyttgruvan-Naverberg as well as several near mine targets



Falun Project

The Falun Mine is a polymetallic complex sulphide deposit hosted by a regional limestone and its immediate footwall volcanics, situated within a thick succession of felsic juvenile pyroclastic mass flows and resedimented ash-silt-sandstones. Operations at Falun historically produced 28Mt at 4% copper, 4g/t gold, 5% zinc, 2% lead and 35g/t silver. Falun was one of the great mines of Europe operating for nearly 1,000 years before it closed in 1992.¹

Deep seated to shallow felsic porphyries intrude into the sequence, and a unique extrusive basalt unit occurs above the limestone horizon. The Falun volcanic inlier is framed by granites.

Alteration is asymmetric with extensive and strong alteration in the footwall and weak to unaltered in the hanging wall. The limestone is in parts completely skarn altered.

The core of the original deposit consisted of massive pyritic zinc-lead-copper (gold-silver) mineralisation laterally outwards grading into semi-massive to massive zinc-lead (silver) dominated mineralisation. The immediate footwall has extensive copper-pyrite (gold) stringer mineralisation. High-grade gold-bismuth (copper) bearing quartz veins in the footwall has previously been interpreted as remobilisation and upgrading within the deposit.¹

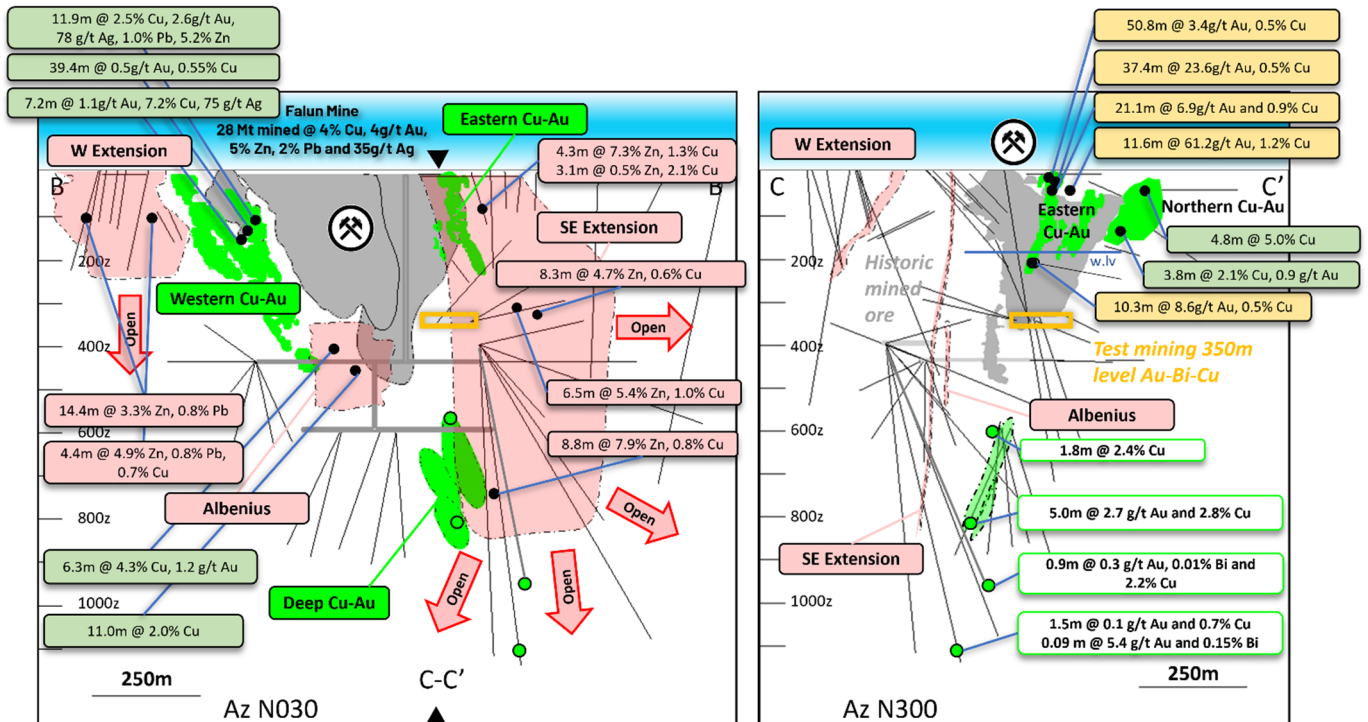
Prior to mine closure in 1992, limited exploration programs were undertaken which have been obtained by Alicanto as part of its due diligence investigations. Alicanto has compiled the results of these programs into the 3D data set. The drillhole database consists of approximately 1,400 drill holes and identified a number of key zones of mineralisation.

These programs included:

- Vita-projektet ("The White Project") a near mine drill program.

- Djup-projektet (“The Deep Project”) which investigated the down plunge continuation of the mineralisation down to the 1,100 level.
- A bulk test mining program where approximately 10kt of ore was extracted and which identified a high-grade gold-bismuth-copper quartz vein system at the 350 level.

Figure 2: Profile and cross section of Falun historic mine looking north-east (left) and looking north-west (right) including unmined historic drill intersections and near mine targets. A selection of drill traces represents the main area covered by historic drillings.



Post mine closure in 1992, dense near-surface drilling around the Eastern copper-gold mineralisation and minor drilling targeting the Western copper-gold mineralisation was conducted in an exploration campaign from 2009 to 2011. A detailed gravity survey was also undertaken at the mine site and the strike extension some 2 kilometres to the west.

No drilling or modern electromagnetic surveys over the mine horizon have been conducted at the deposit since 2011 and mineralisation targets are open.

Following its initial review, the Company has assessed that several targets in the near mine environment are open and are high priority targets. These include:

- 1) Limestone hosted replacement silver-zinc-lead in Western Extension as well as the South-Eastern Extension of the deposit;
- 2) Eastern, Western and Northern footwall copper-gold zones; and
- 3) Quartz vein hosted copper-gold-bismuth in the proximal footwall east of the deposit.

South-East Extension

The south-east limb of Falun mine has remaining strata bound limestone-skarn hosted silver-zinc-lead mineralisation intersected with shallow surface drillholes. A production drift at 350m level was used to drill off the zone down to the 750m level.

Intersections from historic drilling remain OPEN with historic results including:

- 4.4m @ 4.0% zinc, 0.8% copper (Hole 61-05)
- 3.1m @ 0.5% zinc, 2.1% copper (Hole 61-05)

- 6.5m @ 5.4% zinc, 1.0% copper, 0.5% lead (Hole 88-03)
- 8.3m @ 4.7% zinc, 0.6% copper, 6 g/t Ag (Hole 08/88)
- 8.8m @ 7.9% zinc, 0.2% lead, 0.8% copper, 8 g/t silver (Hole 28/1986)

West Extension

Similarly, geological potential with strata bound limestone-skarn hosted silver-zinc-lead mineralisation has been identified in the western continuation of the limestone.

Intersections remain OPEN with historic results including:

- 14.4m @ 3.3% zinc, 0.8% lead (Hole 05/1975)
- 4.4m @ 4.9% zinc, 0.8% lead, 0.7% copper (Hole 22/1967)

Albenius

A copper rich zone has previously been intersected at approximately 400m southeast of the main workings. The significance of the mineralisation remains to be understood.

Intersections from historic drilling remain open with historic results including:

- 6.3m @ 4.3% copper, 0.2 g/t gold (Hole 05/1984)
- 11.0m @ 2% copper (Hole 16/1991)

Eastern copper-gold zone

A drill campaign from 2009 to 2011 consisting of 33 holes and 5,138m targeted the upper parts of the Eastern copper-gold zone. The mineralisation is irregular disseminated to stringer-type in siliceous footwall alteration with overprinting copper-gold-bismuth veining.

Intersections from the Eastern copper-gold zone include:

- 15.2m @ 9.3g/t gold, 1.5% copper (Hole 20/1990)
- 50.8m @ 3.4g/t gold, 0.5% copper (Hole 21/1990)
- 37.4m @ 23.6g/t gold, 0.5% copper (Hole 40/1990)
- 11.7m @ 25.9g/t gold, 0.6% copper (Hole 41/1990)
- 32.0m @ 3.42g/t gold, 0.7% copper and 0.04% bismuth (Hole 02-09)
- 21.14m @ 6.9g/t gold, 0.9% copper and 0.07% bismuth (Hole 03-09)
- 11.6m @ 61.2g/t gold, 1.2% copper and 0.09% bismuth (Hole 06-09)
- 21.8m @ 3.3g/t gold, 0.7% copper and 0.04% bismuth (Hole 08-09)
- 10.1m @ 4.9g/t gold and 0.7% copper (Hole 12-09)
- 10.3m @ 8.6g/t gold, 0.5% copper and 0.04% bismuth (Hole 13-09)
- 31.0m @ 4.4g/t gold and 1.2% copper (Hole 22-10)
- 9.1m @ 11.1 g/t gold and 2.3% copper (Hole 27-10)
- 24.6m @ 3.1g/t gold and 1.7% copper (Hole 28-10)
- 25.7m @ 2.4g/t gold and 0.8% copper (Hole 29-10)
- 14.6m @ 12.6g/t gold and 2.6% copper (Hole 30-10)
- 5.1m @ 18.3g/t gold and 1.1% copper (Hole 34-10)

Western copper gold zone

The character of the mineralisation in the Western Zone is different to the Eastern Zone with higher copper content, along with higher silver, lead and zinc. Massive sulphide mineralisation seems to be more prevalent. Historic drillholes were in most cases not analysed for gold, nor were they continuously analysed. Mineralisation remains open.

Historic intersections include:

- 7.2m @ 7.2% copper, 1.1g/t gold, 75g/t silver (Hole 26/1972)

- 11.9m @ 2.5% copper, 2.6g/t gold, 78g/t silver, 1.0% lead, 5.2% zinc (Hole 20-10)
- 39.4m @ 0.55% copper and 0.52g/t gold (Hole 37-11)
- 15.7m @ 1.2% copper and 0.33g/t gold (Hole 37-11)

North of the main pyrite rich core of the deposit a locally high-grade copper zone occurs.

Intersections includes:

- 4.8m @ 5.0% copper (Hole 10/1961)
- 3.8m @ 2.1% copper, 0.9 g/t gold (Hole 19/1983)
- 4.0m @ 2.8% copper (Hole 25/1961)
- 5.9m @ 1.4% copper (Hole 404/1984)

Deep Project

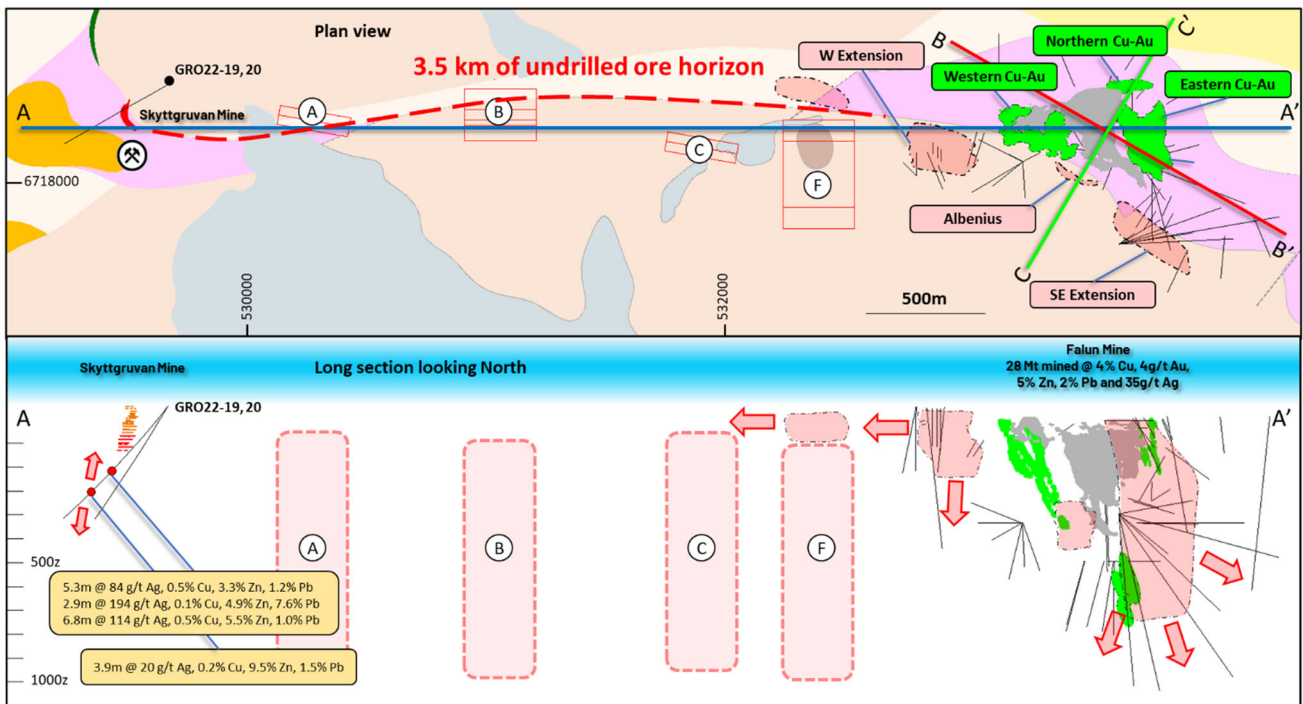
In the Deep project, weak mineralisation was intersected down to the 1,100 level.

Intersections from historic drilling remain open with historic results including:

- 1.8m @ 2.4% copper (Hole 08/1985)
- 5.0m @ 2.8% copper, 2.7 g/t gold (Hole 10/1982)
- 0.9m @ 2.2% copper, 0.3 g/t gold, 0.01% bismuth (Hole 24/1987)

Alicanto is currently designing a detailed exploration program for Falun and the Greater Falun Project. This will include Ground EM around the Falun mine, and new drill programs focused on the anomalies identified along strike between the Falun mine and the Skyttgruvan-Naverberg prospect, as well as a step out program to follow up the off-hole conductor recently identified in drill holes GRO22-19 and 20 (refer ASX announcement dated 19 December 2022).

Figure 3: Plan map and long section looking North of the Falun regional geology and mine sequence. The gravity anomalies A to F marked on the image have never been drill tested. Alicanto is currently designing a surface electromagnetic survey to cover the mine horizon in the near mine area. Coordinate system SWEREF 99TM.



Nothing contained in this announcement constitutes investment, legal, tax or other advice. You should seek appropriate professional advice before making any investment decision.

For further information regarding Alicanto Minerals Ltd please visit the ASX platform (ASX:AQI) or the Company's website <https://www.alicantominerals.com.au/>

Authorised by the Board of Directors.

About Alicanto Minerals

Alicanto Minerals Ltd (ASX: AQI) is pursuing aggressive exploration campaigns in Sweden's highly regarded mining region of Bergslagen. These include seeking extensions of the historic Sala silver-zinc-lead deposit and the exploration around the Greater Falun copper-gold and polymetallic skarn project.

The Company recently announced its maiden Inferred Resource at Sala of 9.7Mt @ 4.5% ZnEq containing 311,000t of zinc, 15Mozs of silver and 44,000t of lead (reported at the 2.5% ZnEq cut-off) (refer ASX release dated 13 July 2022).

Alicanto is highly leveraged to exploration success and puts a strong emphasis on ensuring that drilling is ongoing. This approach underpins its strategy of creating shareholder value by discovering, growing and developing precious and base metal resources in the tier-one location of Sweden.

The strategy is driven by a Board and Management team comprising a broad range of expertise, including extensive technical, operational, financial and commercial skills as well as experience in mining exploration, strategy, venture capital, acquisitions and corporate finance.

Media

For further information, contact: Paul Armstrong - Read Corporate +61 8 9388 1474

Competent Persons Statement

The information in this announcement that relates to Exploration Results is based on and fairly represents information compiled by Mr Erik Lundstam, who is a Member of The Australian Institute of Geoscientists. Mr Lundstam is the Chief Geologist for the Company. Mr Lundstam has sufficient experience which is relevant to the style of mineralisation and type of deposits under consideration and to the activity which he is undertaking to qualify as a Competent Person as defined in the JORC 2012 Edition of the 'Australasian Code for Reporting of Exploration Results, Mineral Resources and Ore Reserves'. Mr Lundstam consents to the inclusion in the report of the matters based on his information in the form and context in which it appears.

The information in this announcement that relates to **previously reported Exploration Results** has been previously released by the Company in ASX announcements as noted in the body text. The information in this announcement that relates to the **Mineral Resource Estimate** for Sala is extracted from the Company's announcement titled "Outstanding maiden Resource confirms Sala has global scale" which was released to the ASX on 13 July 2022.

The Company confirms that it is not aware of any new information or data that materially affects the information included in the original market announcements and, in the case of estimates of Mineral Resources or Ore Reserves, that all material assumptions and technical parameters underpinning the estimates in the relevant market announcement continue to apply and have not materially changed. The Company confirms that the form and context in which the Competent Person's findings are presented have not been materially modified from the original market announcements.

Metal Equivalent Calculations - Sala

Zn% (Eq) are based on recoveries at analogous mineralisation systems in Sweden to calculate the Zn equivalent grades a recovery of 93.8% Zn, 82% Ag and 89.9% Pb was applied.

The following price assumptions were used to calculate the Zn% (Eq):

- Zinc Price of USD \$2,976.24 per tonne
- Silver Price of USD \$22.62 per ounce
- Lead Price of USD \$2,259.07 per tonne

Equivalents were calculated using the following formula: $ZnEq = Zn\% + Zn\% \times [(727,345.29 \times 0.82 \times Ag\%) + (2,259.07 \times 0.899 \times Pb\%)] / (2,976.24 \times 0.9380 \times Zn\%)$

It is the Company's opinion that all the elements included in the metal equivalents calculation have a reasonable potential to be recovered and sold.

Metal Equivalent Calculations - Falun

Zn% (Eq) are based on recoveries at analogous mineralisation systems in Sweden, to calculate the Zn equivalent grades a recovery of 93.8% Zn, 76.7% Au, 82% Ag, 55% Cu and 89.9% Pb was applied.

The following price assumptions were used to calculate the Zn% (Eq):

- Zinc price of USD \$2,976.24 per tonne
- Gold Price of USD \$1,771 per ounce (being USD \$56,938,972.17 per tonne)
- Silver Price of USD \$22.62 per ounce (being USD \$727,345.29 per tonne)
- Copper price of USD \$8,400.00 per tonne
- Lead price of USD \$2,259.07 per tonne

Equivalents were calculated using the following formula: $ZnEq = Zn\% + Zn\% \times [(56,938,966.3 \times 0.767 \times Au\%) + (727,345.29 \times 0.82 \times Ag\%) + (8,400 \times 0.55 \times Cu\%) + (2,259.07 \times 0.8990 \times Pb\%)] / (2,976.24 \times 0.9380 \times Zn\%)$

It is the Company's opinion that all the elements included in the metal equivalents calculation have a reasonable potential to be recovered and sold, commensurate with the Company's stage of development at the Falun project. The Company cautions that it has not yet, in relation to the Falun project:

- disclosed a mineral resource estimate;
- undertaken a preliminary economic study; or
- undertaken its own metallurgical testing,

and therefore, there is a risk that the Company may not be able to achieve the recoveries observed in analogous mineralisation systems in Sweden.

Forward Looking Statements

This announcement may contain certain forward-looking statements and projections, including statements regarding Alicanto's plans, forecasts, and projections with respect to its mineral properties and programmes. Although the forward-looking statements contained in this release reflect management's current beliefs based upon information currently available to management and based upon what management believes to be reasonable assumptions, such forward looking statements/projections are estimates for discussion purposes only and should not be relied upon. They are not guarantees of future performance and involve known and unknown risks, uncertainties, and other factors many of which are beyond the control of the Company. The forward-looking statements/projections are inherently uncertain and may therefore differ materially from results ultimately achieved.

For example, there can be no assurance that Alicanto will be able to confirm the presence of Mineral Resources or Ore Reserves, that Alicanto's plans for development of its mineral properties will proceed, that any mineralisation will prove to be economic, or that a mine will be successfully developed on any of Alicanto's mineral properties. The performance of Alicanto may be influenced by a number of factors which are outside the control of the Company, its directors, staff, or contractors.

The Company does not make any representations and provides no warranties concerning the accuracy of the projections, and disclaims any obligation to update or revise any forward looking statements/projects based on new information, future events or otherwise except to the extent required by applicable laws.

End Notes

1. Falun Mine statistics obtained from Doctoral Thesis by Tobias Christoph Kampmann, March 2017 "Age, origin and tectonothermal modification of the Falun pyritic Zn-Pb-Cu-(Au-Ag) sulphide deposit, Bergslagen, Sweden".
2. Refer AQI ASX Announcement dated 9 November 2022.

APPENDIX A

Table 1: Drill hole collars

Target	Hole ID	East	North	Elevation	Depth	Dip	Azi
SE Replacement ZnCu Extension	61DDFN005D	533688	6717843	144	122.6	45	345
	86DDFN028	533655	6717733	-260	767	75	60
	88DDFN003	533657	6717734	-259	217.9	-20	74
	88DDFN008	533657	6717733	-259	315	-10	82
W Replacement ZnCuPbAg Extension	67DDFN022	532997	6718208	47	124.62	0	159
	75DDFN005A	532874	6718112	180	160	74	0
Eastern CuAu Upper Zone	09DDFN002	533850	6718127	127	116.37	40	249
	09DDFN003	533763	6718094	131	138.6	40	69
	09DDFN006	533875	6718136	127	103.56	45	249
	09DDFN008	533819	6718118	127	77.04	41	249
	09DDFN012	533786	6718101	136	166.6	62	249
	10DDFN022	533827	6718090	128	112.5	50	250
	10DDFN027	533813	6718141	127	16	50	250
	10DDFN028	533811	6718139	127	125.3	50	250
	10DDFN029	533875	6718105	126	181.5	50	250
	10DDFN030	533829	6718149	126	139.88	50	250
	10DDFN034	533929	6718130	136	141.9	50	250
	90DDFN020	533846	6718095	127	44.35	22	192
	90DDFN021	533840	6718118	127	62	22	210
	90DDFN040	533802	6718117	127	75.4	23	204
	90DDFN041	533806	6718100	128	97.15	23	204
	Eastern CuAu Lower Zone	09DDFN013	533902	6718147	126	288	51
Western CuAu Zone	10DDFN020	533331	6718175	150	146.15	75	328
	11DDFN037	533296	6718163	153	240.95	73	15
	72DDFN026	533301	6718232	-53	62.13	-12	165
Northern CuAu Zone	61DDFN010	533690	6718389	99	55.23	0	45
	61DDFN025	533692	6718357	50	58.92	0	30
	83DDFN019	533619	6718380	7	20.35	0	112
	84DDFN004	533637	6718359	7	71.8	0	58
Albenius CuAu Zone	84DDFN005	533450	6718076	-298	377.5	40	180
	91DDFN016	533450	6718078	-300	134.53	55	173
Deep Project	85DDFN008	533658	6717887	-208	296.9	63	33
	82DDFN010	533569	6718079	-298	653	63	136
	87DDFN024	533656	6717734	-260	635.7	65	49

Table 2: Historic drill hole assays

Target	Hole ID	From m	To m	Length m	Cu %	Pb %	Zn %	Ag g/t	Au g/t	Bi %		
SE Replacement ZnCu Extension	61DDFN005D	66.81	67.85	1.04	0.5		2.3					
		67.85	69	1.15	1.2		5.6		0			
		69	70.3	1.30	0.6		2.0		0			
		70.3	72.2	1.90	0.7		4.3		0			
		Composite	67.85	72.2	4.35	0.8		4.0		0		
		73.65	74.75	1.10	0.7		3.6		0			
		74.75	76.13	1.38	0.9		2.8		0			
		82.53	84.03	1.50	2.3		0.5					
		84.03	85.61	1.58	2.1		0.5					
		Composite	82.53	85.61	3.08	2.1		0.5				
	85.61	86.9	1.29	0.8		0.2						
	86.9	88.5	1.60	0.2		3.1						
	96.8	98	1.20	1.7		0.5						
	98	99.4	1.40	0.4		0.8						
	99.4	101.57	2.17	2.1		0						
	86DDFN028	86DDFN028	348.7	350	1.30	2.0	0.0	8.0	9	0.1		
			350	351.9	1.90	0.4	0.1	2.0	6	0		
			351.9	352.8	0.90	1.2	0.2	7.0	10	0		
			352.8	353.7	0.90	0.5	0.2	15.3	10	0		
			353.7	355.4	1.70	0.1	0.3	11.7	8	0		
			355.4	356.8	1.40	0.9	0.1	8.0	7	0		
			356.8	357.5	0.70	0.4	0.3	5.6	12	0		
			Composite	348.7	357.5	8.80	0.8	0.2	7.9	8	0	
			604.3	606.3	2.00	0.1	1.1	2.4	5	0.1		
			608	609.5	1.50	0.7	0.3	0.3	6	0.1		
		609.5	610.7	1.20	0.1	0.0	0.0	3	0.2			
		614.18	614.26	0.08					0	0		
		627.15	627.2	0.05					0	0		
		674	674.06	0.06					0	0		
		711.07	711.17	0.10					0	0		
		717.08	717.17	0.09					5.4	0.1		
		717.5	717.55	0.05					0	0		
		729.59	729.63	0.04					0	0		
		729.77	729.82	0.05					0	0		
		731.22	731.32	0.10					0.1	0		
		731.74	731.81	0.07					0.4	0		
		732.71	732.85	0.14					0	0		
		732.97	733.07	0.10					0.1	0		
		88DDFN003	88DDFN003	147.28	149.1	1.82	0.1	0.1	2.7	5	0	
				149.1	151.1	2.00	0.1	0.1	2.5	2	0	
				151.1	153.1	2.00	0.0	0.2	3.3	2	0.1	
				153.1	154.65	1.55	0.1	0.2	2.1	3	0	
				154.65	156.65	2.00	0.1	0.3	2.3	4	0	
	156.65			158.65	2.00	0.1	0.2	0.2	2	0.1		
	158.65			160.65	2.00	0.1	0.2	1.0	3	0		
	196			198.3	2.30	0.8	0.0	7.1				
	198.3			200.8	2.50	1.7	0.0	4.4				
	200.8			202.5	1.70	0.3	2.0	4.7				
	Composite		196	202.5	6.50	1.0	0.5	5.4				
	202.7		202.74	0.04	0.3				0	0		
	204.96		205.04	0.08	0				0	0		
	206.2		206.3	0.10	0				0.1	0		
	206.47		206.55	0.08	0				0	0		
	208.14		208.21	0.07	0.1				0	0		
	208.3		208.35	0.05	0.1				0	0		
	210.3		210.4	0.10	0				0	0		
	211.75		211.9	0.15	0				0	0		
	214.7		215.06	0.36	0				0	0		
	215.49	215.54	0.05	0				0	0			
	88DDFN008	88DDFN008	255.5	256.2	0.70	0.4	1.8	8.2	55	0		
			256.2	257.85	1.65	0.1	0.2	2.2	8	0		
			260.6	261	0.40	0.3	0.1	4.1	8	0.1		
			264.75	267.15	2.40	0.8	0	3.8	6	0		
			267.15	269.7	2.55	0.2	0	4.5	2	0		
			269.7	272.2	2.50	0.6	0	3.0	4	0.1		
			272.2	273.95	1.75	0.7	0	7.3	6	0.1		
			273.95	275.45	1.50	1.3	0	4.6	14	0		
			Composite	267.15	275.45	8.30	0.6	0	4.7	6	0	

Target	Hole ID	From m	To m	Length m	Cu %	Pb %	Zn %	Ag g/t	Au g/t	Bi %		
W Replacement ZnCuPbAg Extension	67DDFN022	75.11	76.05	0.94	0.0	0.1	1.1					
		76.05	76.75	0.70	0.0	0.1	0.3					
		108.74	109.04	0.30	0.0	0.1	9.9					
		109.04	111.08	2.04	0.6	0.3	1.8					
		111.08	113.15	2.07	0.9	1.5	7.3					
		Composite	108.74	113.15	4.11	0.7	0.8	4.9				
		75DDFN005A	31.43	33.35	1.92	0.6	0.1	6.9		0.25		
			111.75	113.7	1.95	0	1.9	2.5				
			121.3	122.68	1.38	0	2.4	4.1				
			122.68	123.83	1.15	0.1	0.1	0.5				
			123.83	126.64	2.81	0.1	0.8	6.5				
			126.64	128.1	1.46	0	1.1	2.6				
			128.1	129.05	0.95	0	0.1	0.4				
			129.05	130.59	1.54	0	0.6	3.4				
			130.59	131.59	1.00	0	1.3	2.6				
			131.59	132.59	1.00	0.1	0.7	2.7				
			132.59	135.7	3.11	0	0.5	2.6				
			Composite	121.3	135.7	14.40	0	0.8	3.3			
	Eastern CuAu Upper Zone		90DDFN020	11	12.62	1.62	0.2				0.1	0
		12.62		14.2	1.58	0				0.0	0	
14.2		16.5		2.30	0.1				0.1	0		
16.5		18.55		2.05	0.1				0.1	0		
18.55		19.58		1.03	0.1				0.1	0		
19.58		20.45		0.87	0				0.1	0		
20.45		21.4		0.95	0.1				0.1	0		
21.4		21.75		0.35	0.2				0.5	0		
21.75		22.04		0.29	0.1				0.0	0		
22.04		22.15		0.11	0.1				0.1	0		
22.15		22.48		0.33	0.5				0.9	0		
22.48		22.6		0.12	1.0				1.3	0		
22.6		22.85		0.25	0.5				0.7	0		
22.85		25.8		2.95	0.2				0.3	0		
25.8		27.14		1.34	1.1				0.1	0		
27.14		27.33		0.19	0.8				0.9	0		
27.33		27.69		0.36	0.4				0.9	0		
27.69		29.2		1.51	0.5				0.8	0		
29.2		30.8		1.60	2.9				3.1	0		
30.8		31.9		1.10	0.4				0.3	0		
31.9		32.22		0.32	14.7				2.2	0		
32.22		32.95		0.73	0.6				1.6	0		
32.95		33.11		0.16	1.9				10.6	0		
33.11		33.87		0.76	1.6				2.0	0		
33.87		34		0.13	0.1				0.2	0		
34		34.17		0.17	0.1				0.2	0		
34.17		34.29		0.12	3.5				35.9	0.2		
34.29		34.61		0.32	1.5				3.3	0		
34.61		34.81		0.20	2.7				8.8	0		
34.81		34.95		0.14	0.2				0.4	0		
34.95		35.15		0.20	0				0.1	0		
35.15		35.36		0.21	0.2				0.5	0		
35.36		35.5		0.14	0.3				14.8	0.1		
35.5		36.45		0.95	0.1				0.3	0		
36.45		37.4		0.95	0.5				8.3	0.1		
37.4		38.14		0.74	4.2				60.0	0.5		
38.14		38.7		0.56	0.2				2.4	0		
38.7		38.97		0.27	7.8				5.9	0		
38.97		40.36		1.39	0.4				38.5	0.1		
40.36		40.48		0.12	0.3				3.1	0		
40.48		40.59		0.11	0.1				1.2	0		
40.59		40.86		0.27	0.4				6.2	0		
40.86		41.32		0.46	0.3				2.8	0		
41.32		41.49		0.17	1.6				9.3	0.1		
41.49		41.58		0.09	3.2				3.9	0		
41.58		42.38		0.80	0.1				3.0	0		
42.38		42.58		0.20	1.0				3.9	0		
42.58		43.24		0.66	0.5				2.8	0		
43.24		43.61		0.37	0.7				2.8	0		
		43.61		44.35	0.74	0.8			1.6	0		
		Composite	29.2	44.35	15.15	1.5			9.3	0.1		
		90DDFN021	11.2	13.6	2.40	0.4				0.3	0	
			13.6	15.4	1.80	0.7				0.3	0	

Target	Hole ID	From m	To m	Length m	Cu %	Pb %	Zn %	Ag g/t	Au g/t	Bi %
		15.4	17.1	1.70	0.7				0.3	0
		17.1	19.41	2.31	0.4				0.4	0
		19.41	19.85	0.44	1.2				1.8	0.1
		19.85	21.95	2.10	0.4				1.1	0
		21.95	23.25	1.30	0.6				0.4	0
		23.25	24.95	1.70	0.4				0.9	0
		24.95	26.85	1.90	0.3				0.6	0
		26.85	27.8	0.95	0.9				1.3	0
		27.8	28.35	0.55	1.0				2.1	0
		28.35	30.7	2.35	0.2				0.7	0
		30.7	30.9	0.20	0.5				1.2	0
		30.9	32.9	2.00	0.5				1.4	0
		32.9	34.22	1.32	0.5				0.5	0
		34.22	34.65	0.43	0.8				3.6	0
		34.65	35.55	0.90	0.5				2.5	0
		35.55	36.6	1.05	0.4				1.1	0
		36.6	36.78	0.18	1.1				4.6	0
		36.78	38	1.22	1.0				3.4	0
		38	38.95	0.95	0.7				5.8	0.1
		38.95	39.95	1.00	0.8				10.0	0.2
		39.95	41.25	1.30	0.4				1.4	0
		41.25	41.86	0.61	0.4				3.9	0
		41.86	42.26	0.40	0.6				5.9	0.1
		42.26	42.75	0.49	0.2				0.8	0
		42.75	43.15	0.40	0.9				24.9	0.7
		43.15	43.3	0.15	0.6				16.9	0.3
		43.3	44.75	1.45	0.8				50.4	0.8
		44.75	46.21	1.46	0.4				3.4	0
		46.21	47.54	1.33	0.3				2.9	0
		47.54	47.97	0.43	0.6				2.7	0
		47.97	49.76	1.79	0.6				3.2	0
	Composite	36.6	49.76	13.16	0.6				9.8	0.1
		49.76	50.45	0.69	0.2				1.3	0
		50.45	52.2	1.75	0				0.3	0
		52.2	54.56	2.36	0				0.1	0
		54.56	55.91	1.35	0.2				1.0	0
		55.91	56.23	0.32	0.6				2.4	0
		56.23	56.45	0.22	0.2				1.1	0
		56.45	56.51	0.06	0.3				2.2	0
		56.51	58.18	1.67	0.1				0.5	0
		58.18	58.64	0.46	1.4				3.7	0
		58.64	59.28	0.64	2.4				21.0	0.1
		59.28	60.2	0.92	0.4				2.0	0
		60.2	60.55	0.35	0.9				5.3	0
	Composite	58.18	60.55	2.37	1.2				7.9	0.0
		60.55	61.45	0.90	0.2				0.7	0
		61.45	62	0.55	0.7				1.2	0
	Composite	11.2	62	50.80	0.5				3.4	0
	90DDFN040	3.45	4.35	0.90	0.7				1.0	0
		4.35	6.7	2.35	0				0.6	0
		6.7	8.65	1.95	0.3				0.6	0
		8.65	9.3	0.65	1.3				1.6	0
		9.3	10.86	1.56	0.4				0.9	0
		10.86	11.8	0.94	0				0.5	0
		11.8	13.82	2.02	0				0.7	0
		13.82	14.9	1.08	0.7				1.3	0
		15.32	15.5	0.18	0				27.5	0.6
		15.5	16.64	1.14	0				0.7	0
		16.64	17.8	1.16	0.6				2.4	0
		17.8	20.5	2.70	0				1.5	0
		20.5	23.24	2.74	0				2.0	0
		23.24	25.78	2.54	0.9				8.7	0.1
		25.78	26.53	0.75	0				5.5	0
		26.53	27.66	1.13	1.1				652.0	1.2
		27.66	27.73	0.07	0				714.0	4.5
		27.73	29.1	1.37	0				0.0	0
		29.1	30.4	1.30	0				6.0	0.1
		30.4	31.05	0.65	3.1				8.9	0.1
		31.05	32.85	1.80	1.5				4.8	0.1

Target	Hole ID	From m	To m	Length m	Cu %	Pb %	Zn %	Ag g/t	Au g/t	Bi %	
	Composite	32.85	33.73	0.88	1.7				5.1	0	
		33.73	35	1.27	0.6				3.5	0.1	
	15.32	35	19.68	0.6				43.8	0.1		
	35	37.1	2.10	0.4				1.2	0		
		37.1	38.1	1.00	0.7				1.6	0	
		38.95	40.65	1.70	1.4				2.6	0	
	Composite	40.65	40.87	0.22	2.6				6.0	0.5	
		3.45	40.87	37.42	0.5				23.6	0.1	
		40.87	41.9	1.03	0				1.1	0	
		41.9	43.2	1.30	0				0.5	0	
		43.2	44.5	1.30	0.8				0.6	0	
		45.35	45.68	0.33	0.6				0.8	0	
		52.38	53.86	1.48	0				0.5	0	
		53.86	55.2	1.34	0				0.1	0	
		57.2	58.82	1.62	0				0.2	0	
		58.82	59.95	1.13	0				0.3	0	
		59.95	61.55	1.60	0				0.1	0	
		61.55	62.7	1.15	0				0.3	0	
		62.7	63.77	1.07	0				0.2	0	
		63.77	64	0.23	0.3				0.4	0	
		64	65.75	1.75	0				0.1	0	
		65.75	67.05	1.30	0				0.1	0	
		67.05	68.45	1.40	0				0	0	
		68.45	69.7	1.25	0				0.1	0	
		69.7	71.05	1.35	0				0	0	
		71.05	72.2	1.15	0				0.1	0	
		72.2	74	1.80	0				0	0	
		74	75.4	1.40	0				0	0	
	90DDFN041		5.35	7.45	2.10	0.5				3.1	0
			7.45	7.8	0.35	0.4				5.0	0
			7.8	8.35	0.55	0.3				490.0	0.7
			8.35	9.32	0.97	0.1				2.8	0
			9.32	9.57	0.25	0.8				13.9	0.1
			9.57	10.85	1.28	0.5				3.7	0
			10.85	11.35	0.50	0				0.3	0
			11.35	12.75	1.40	0.9				2.2	0
			12.75	13.8	1.05	0.3				1.3	0
			13.8	14.73	0.93	0.4				3.3	0
			14.73	16.1	1.37	1.5				1.2	0
			16.1	17	0.90	1.0				3.9	0.1
		Composite	5.35	17	11.65	0.6				25.9	0.1
			17	18.25	1.25	0				1.4	0
			18.25	24.8	6.55	0				0.6	0
			24.8	28.28	3.48	0				0.1	0
			28.28	30.3	2.02	0				0.1	0
			44.95	48.5	3.55	0				0.0	0
			48.5	50.95	2.45	0				0.0	0
		50.95	51.5	0.55	0.1				0.9	0	
		51.5	53.75	2.25	0				0.4	0	
		53.75	56.4	2.65	0				0.1	0	
		86.07	86.5	0.43	6.4				6.1	0	
		86.5	89	2.50	0.1				0.1	0	
		89	90.75	1.75	0.2				0.2	0	
09DDFN002			8.85	9.85	1.00	0	0	0	0	0	0
			9.85	10.85	1.00	0	0	0	0	0	0
		10.85	11.85	1.00	0	0	0	0	0	0	
		11.85	12.85	1.00	0	0	0	0	0	0	
		12.85	13.85	1.00	0	0	0	0	0	0	
		13.85	14.85	1.00	0	0	0	0	0	0	
		14.85	15.85	1.00	0	0	0	0	0	0	
		15.85	16.85	1.00	0	0	0	0	0	0	
		16.85	17.85	1.00	0	0	0	0	0	0	
		17.85	18.85	1.00	0	0	0.1	0	0	0	
		18.85	19.85	1.00	0	0	0	0	0.1	0	
		19.85	20.85	1.00	0	0	0	0	0.3	0	
		20.85	21.85	1.00	0	0	0	0	0	0	
		21.85	22.85	1.00	0	0	0	0	0.5	0	
		22.85	23.85	1.00	0	0	0	0	0.1	0	
	23.85	24.85	1.00	0.3	0	0	2	0.3	0		
	24.85	25.85	1.00	0.3	0	0	1	0.4	0		

Target	Hole ID	From m	To m	Length m	Cu %	Pb %	Zn %	Ag g/t	Au g/t	Bi %
		25.85	26.85	1.00	0	0	0	0	0	0
		26.85	27.85	1.00	0	0	0	0	0	0
		27.85	28.85	1.00	0.3	0	0.1	2	0.8	0
		28.85	29.85	1.00	0.3	0	0	2	0.2	0
		29.85	30.85	1.00	0.2	0	0	1	0.1	0
		30.85	31.85	1.00	0.3	0	0	2	0.2	0
		31.85	32.85	1.00	0.1	0	0	1	0.2	0
		32.85	33.85	1.00	0.3	0	0	2	0.7	0
		33.85	34.85	1.00	0.4	0	0	2	0.7	0
		34.85	35.85	1.00	0.3	0	0	2	0.6	0
		35.85	36.85	1.00	0.5	0	0	2	0.7	0
		36.85	37.85	1.00	0.3	0	0	2	0.6	0
		37.85	38.85	1.00	0.5	0	0	2	0.8	0
		38.85	39.85	1.00	0.4	0	0	1	0.6	0
		39.85	40.85	1.00	0.3	0	0	2	1.0	0
		40.85	41.85	1.00	1.2	0	0.1	8	4.7	0.1
		41.85	42.85	1.00	0.6	0	0	3	2.6	0
		42.85	43.85	1.00	0.1	0	0	1	0.2	0
		43.85	44.85	1.00	0.5	0	0	3	1.8	0
		44.85	45.85	1.00	1.4	0	0	6	5.3	0
		45.85	46.85	1.00	0.5	0	0	2	0.7	0
		46.85	47.85	1.00	1.8	0	0.1	6	1.2	0
		47.85	48.85	1.00	2.1	0	0.1	7	1.7	0
		48.85	49.85	1.00	0.8	0	0.1	3	1.4	0
		49.85	50.85	1.00	1.4	0.1	0.1	14	32.4	0.2
		50.85	51.85	1.00	1.2	0	0.1	5	3.2	0
		51.85	52.85	1.00	1.0	0	0.1	4	2.0	0
		52.85	53.85	1.00	0.8	0	0.1	4	2.9	0
		53.85	54.85	1.00	0.2	0	0	1	1.0	0
		54.85	55.85	1.00	0.6	0	0.1	3	3.4	0
		55.85	56.85	1.00	0.5	0	0	26	19.2	0.6
	Composite	49.85	56.85	7.00	0.8	0	0	8	9.2	0
		56.85	57.85	1.00	0.4	0	0.1	2	1.0	0
		57.85	58.85	1.00	0.4	0	0	3	1.2	0
		58.85	59.85	1.00	0.1	0	0	3	1.7	0
		59.85	60.85	1.00	0.4	0.1	0.1	10	5.5	0.1
		60.85	61.85	1.00	0.4	0.1	0.1	8	4.5	0.1
		61.85	62.85	1.00	0.2	0	0.1	3	2.5	0
		62.85	63.85	1.00	0.3	0	0	2	0.8	0
		63.85	64.85	1.00	0.7	0	0.1	4	3.0	0
	Composite	32.85	64.85	32.00	0.7	0	0.0	5	3.4	0
		64.85	65.85	1.00	0.2	0	0	1	0.5	0
		65.85	66.85	1.00	0	0	0	0	0	0
		66.85	67.85	1.00	0	0	0	0	0	0
		67.85	68.85	1.00	0	0	0	0	0	0
		68.85	69.85	1.00	0	0	0	0	0.1	0
		69.85	70.85	1.00	0.1	0	0	0	0.1	0
		70.85	71.85	1.00	0	0	0	0	0	0
		71.85	72.85	1.00	0.1	0	0	1	0.2	0
		72.85	73.85	1.00	0.1	0	0	0	0.2	0
		73.85	74.85	1.00	0.1	0	0	0	0.1	0
		74.85	75.85	1.00	0.1	0	0	0	0.2	0
		75.85	76.85	1.00	0	0	0	0	0.1	0
		76.85	77.85	1.00	0	0	0	0	0.1	0
		77.85	78.85	1.00	0	0	0	0	0	0
		78.85	79.85	1.00	0	0	0	0	0.1	0
		79.85	80.85	1.00	0.1	0	0	1	0.3	0
		80.85	81.85	1.00	0.1	0	0	1	0.4	0
		81.85	82.85	1.00	0	0	0	0	0.2	0
		82.85	83.85	1.00	0	0	0	0	0.1	0
		83.85	84.85	1.00	0.1	0	0	-1	0.5	0
		84.85	85.85	1.00	0.6	0	0	3	0.3	0
		85.85	86.85	1.00	0.1	0	0	0	0.1	0
		86.85	87.85	1.00	0.1	0	0	0	0.1	0
		87.85	88.85	1.00	0	0	0	0	0.3	0
		88.85	89.85	1.00	0.3	0	0	1	0.7	0
		89.85	90.85	1.00	0.1	0	0	0	0.1	0
		90.85	91.85	1.00	0.1	0	0	1	0.3	0
		91.85	92.85	1.00	0	0	0	0	0.1	0
		92.85	93.85	1.00	0	0	0	0	0	0
		93.85	94.85	1.00	0.1	0	0	0	0.2	0

Target	Hole ID	From m	To m	Length m	Cu %	Pb %	Zn %	Ag g/t	Au g/t	Bi %
		94.85	95.85	1.00	0	0	0	0	0.1	0
		95.85	96.85	1.00	0.2	0	0	1	1.0	0
		96.85	97.85	1.00	0.8	0	0	3	1.6	0
		97.85	98.85	1.00	0.2	0	0	1	0.4	0
		98.85	99.85	1.00	0.3	0	0	1	0.6	0
		99.85	100.6	0.75	0.2	0	0	1	0.6	0
		100.6	101.6	1.00	3.2	0	0	13	6.7	0
		101.6	102.6	1.00	3.0	0	0	12	12.6	0
		102.6	103.6	1.00	1.1	0	0	5	8.2	0
	Composite	100.6	103.6	3.00	2.4	0	0	10	9.2	0
		103.6	104.6	1.00	0.1	0	0	1	0.1	0
		104.6	105.6	1.00	0.2	0	0	1	0.3	0
		105.6	106.6	1.00	0.6	0	0	2	0.8	0
		106.6	107.6	1.00	0.4	0	0	1	0.7	0
		107.6	108.6	1.00	0.9	0	0	3	2.4	0
		108.6	109.6	1.00	0.1	0	0	0	0.2	0
		109.6	110.6	1.00	0.8	0	0	3	1.0	0
		114.35	116.37	2.02	0.7	0.1	0.8	8	3.8	0
	09DDFN003	4.62	5.62	1.00	0.0	0	0.1	0	0	0
		5.62	6.62	1.00	0.0	0	0	0	0	0
		6.62	7.62	1.00	0.1	0	0	1	0.1	0
		7.62	8.62	1.00	0.1	0	0	0	0.1	0
		8.62	9.62	1.00	0.1	0	0	0	0.1	0
		9.62	10.62	1.00	0.0	0	0	0	0	0
		10.62	11.62	1.00	0.2	0	0	1	0.2	0
		11.62	12.62	1.00	0.1	0	0	0	0.1	0
		12.62	13.62	1.00	0.3	0	0.1	1	0.1	0
		13.62	14.62	1.00	0.2	0	0	1	0.2	0
		14.62	15.62	1.00	0.0	0	0	0	0	0
		15.62	16.62	1.00	0.2	0	0	1	0.3	0
		16.62	17.62	1.00	1.4	0	0.1	6	2.0	0
		17.62	18.62	1.00	0.8	0	0	3	1.5	0
		18.62	19.62	1.00	1.2	0	0.1	5	1.5	0
		19.62	21.09	1.47	0.8	0	0	3	1.6	0
		21.09	21.35	0.26	3.9	0.1	0.1	21	7.9	0.2
		21.35	21.85	0.50	2.1	0.1	0.1	14	10.0	0.2
		21.85	22.65	0.80	1.5	0.1	0	11	8.8	0.2
		22.65	23.65	1.00	2.2	0.1	0.1	17	18.6	0.3
		23.65	24.15	0.50	2.5	0	0.1	8	5.3	0
		24.15	24.65	0.50	2.2	0	0.1	9	5.6	0
		24.65	25.6	0.95	1.0	0	0	6	8.0	0.1
		25.6	26.1	0.50	1.3	0	0.1	6	5.7	0
		26.1	27.1	1.00	0.3	0	0	1	1.9	0
		27.1	27.7	0.60	0.6	0	0	8	17.5	0.2
		27.7	28.3	0.60	1.0	0	0	6	11.4	0.1
		28.3	28.9	0.60	1.6	0.1	0.1	23	91.4	0.8
		28.9	29.9	1.00	0.2	0	0	1	1.1	0
		29.9	30.4	0.50	0.5	0	0	4	10.0	0.1
	Composite	21.09	30.4	9.31	1.3	0	0	9	13.8	0.2
		30.4	31.4	1.00	0.5	0	0	2	2.0	0
		31.4	32.4	1.00	0.1	0	0	0	0.7	0
		32.4	33.4	1.00	0.3	0	0	1	0.9	0
		33.4	34.4	1.00	0.2	0	0	1	1.2	0
		34.4	34.76	0.36	2.8	0	0	13	5.6	0
		34.76	35.76	1.00	0.4	0	0	1	1.5	0
		35.76	36.76	1.00	0.1	0	0	0	0.2	0
		36.76	37.76	1.00	0.3	0	0	1	1.7	0
	Composite	16.62	37.76	21.14	0.9	0	0	5	6.9	0.07
		37.76	38.76	1.00	0	0	0	0	0.3	0
		38.76	39.76	1.00	0.1	0	0	0	0.4	0
		39.76	40.76	1.00	0.1	0	0	1	0.4	0
		40.76	41.76	1.00	0	0	0	0	0.1	0
		41.76	42.76	1.00	0.1	0	0	0	0.5	0
		42.76	43.76	1.00	0.1	0	0	0	0.2	0
		43.76	44.76	1.00	0.2	0	0	1	0.5	0
		44.76	45.76	1.00	0.1	0	0	0	0.2	0
		45.76	46.76	1.00	0	0	0	0	0.0	0
		46.76	47.76	1.00	0	0	0	0	0.0	0
		47.76	48.76	1.00	0	0	0	0	0.3	0
		48.76	49.76	1.00	0.1	0	0	0	0.6	0
		49.76	50.76	1.00	0.1	0	0	0	0.1	0

Target	Hole ID	From m	To m	Length m	Cu %	Pb %	Zn %	Ag g/t	Au g/t	Bi %
		50.76	51.76	1.00	0.1	0	0.1	0	0.1	0
		51.76	52.76	1.00	0.3	0	0	2	1.3	0
		52.76	53.76	1.00	0.2	0	0	1	0.8	0
		53.76	54.76	1.00	0.5	0	0	3	2.5	0
		54.76	55.76	1.00	1.8	0	0.1	9	2.9	0
		55.76	56.76	1.00	0.4	0	0	2	0.9	0
		56.76	57.76	1.00	0.1	0	0	2	1.6	0
		57.76	58.76	1.00	0.2	0	0	1	0.6	0
		58.76	59.76	1.00	0.3	0	0	3	1.5	0
		59.76	60.76	1.00	0.2	0	0.1	2	1.2	0
		60.76	61.76	1.00	0.1	0	0	0	0.4	0
		61.76	62.76	1.00	0.1	0	0.1	1	0.6	0
		62.76	63.64	0.88	0.1	0	0.1	4	2.2	0
		63.64	63.88	0.24	0.5	0.1	0.1	8	2.6	0.1
		63.88	64.88	1.00	0.1	0.2	0.1	13	2.8	0.2
		64.88	65.88	1.00	0.1	0	0.1	3	1.0	0
		65.88	66.88	1.00	0.2	0	0.1	2	0.9	0
		66.88	67.88	1.00	0.1	0	0.1	1	0.5	0
		67.88	68.38	0.50	0.4	0.1	0.1	9	3.7	0.1
		68.38	69.03	0.65	0.3	0	0.1	3	1.2	0
		69.03	70.03	1.00	0.2	0.1	0.0	7	3.4	0.1
		70.03	70.53	0.50	0.2	0	0.1	1	0.4	0
		70.53	71.03	0.50	1.5	0	0.1	7	1.9	0
		71.03	71.63	0.60	1.1	0	0.1	5	2.3	0
		71.63	72.13	0.50	0.6	0	0.1	3	1.2	0
		72.13	72.63	0.50	0.3	0	0.1	1	0.7	0
		72.63	73.48	0.85	0.5	0	0.1	2	1.4	0
		73.66	74.66	1.00	0.2	0	0.0	1	0.3	0
		74.66	75.16	0.50	1.2	0	0.1	5	2.0	0
		75.16	75.76	0.60	2.0	0	0.2	8	9.0	0
		75.76	76.76	1.00	1.2	0	0.1	4	2.0	0
		76.76	77.76	1.00	1.1	0	0.1	4	1.6	0
		77.76	78.76	1.00	0.8	0	0.1	3	1.4	0
		78.76	79.76	1.00	0.6	0	0.1	2	1.1	0
		79.76	80.52	0.76	0.3	0	0.1	1	0.4	0
		80.52	81.15	0.63	0.6	0	0.1	3	1.4	0
		83.4	83.55	0.15	0.1	0	0.1	0	0.2	0
		83.55	84.05	0.50	0.8	1	0.2	41	14.5	0
		84.05	84.55	0.50	0.9	0	0.2	5	3.6	0
		84.55	85.55	1.00	0.2	0	0.1	1	0.3	0
		85.55	85.8	0.25	0.5	0	0	2	0.6	0
		85.8	86.8	1.00	0	0	0	0	0	0
		86.8	87.8	1.00	0	0	0	0	0	0
		87.8	88.8	1.00	0	0	0	0	0	0
		88.8	89.12	0.32	0	0	0	0	0	0
		89.12	89.42	0.30	0	0	0	0	0	0
		89.42	90.42	1.00	0	0	0	0	0	0
		90.42	91.42	1.00	0	0	0	0	0	0
		91.42	92.42	1.00	0	0	0	0	0	0
		92.42	93.42	1.00	0	0	0	0	0	0
		93.42	94.42	1.00	0.1	0	0	1	0.1	0
		94.42	95.12	0.70	0.1	0	0	0	0.1	0
		95.12	95.4	0.28	0.2	0	0	1	0.1	0
		95.4	96.4	1.00	0	0	0	0	0	0
		96.4	97.4	1.00	0	0	0	0	0	0
		97.4	98.4	1.00	0.1	0	0	0	0.1	0
		98.4	99.4	1.00	0.2	0	0	2	0.3	0
		99.4	100.4	1.00	0	0	0	0	0	0
		100.4	101.4	1.00	0	0	0	0	0	0
		101.4	102.4	1.00	0	0	0	0	0	0
		102.4	103.3	0.90	0	0	0	0	0	0
		103.3	103.62	0.32	0	0	0	0	0	0
		103.62	104.07	0.45	1.3	0	0	4	0.4	0
		104.07	104.57	0.50	0	0	0	0	0.1	0
		104.57	105.57	1.00	0	0	0	0	0	0
		105.57	106.57	1.00	0	0	0	0	0	0
		106.57	106.9	0.33	0	0	0	0	0	0
		106.9	107.4	0.50	0.2	0	0	0	0.1	0
		107.4	108.4	1.00	0.1	0	0	0	0.1	0
		108.4	109.4	1.00	0	0	0	0	0	0
		109.4	110.4	1.00	0	0	0	0	0	0

Target	Hole ID	From m	To m	Length m	Cu %	Pb %	Zn %	Ag g/t	Au g/t	Bi %
		110.4	111.4	1.00	0	0	0	0	0	0
		111.4	112.4	1.00	0	0	0	0	0	0
		112.4	113.4	1.00	0	0	0	0	0.1	0
		113.4	114.4	1.00	0.1	0	0	0	0.1	0
		114.4	114.8	0.40	0.1	0	0	0	0.3	0
		114.8	114.9	0.10	0.1	0	0	0	0	0
		114.9	115.9	1.00	0	0	0	0	0	0
		115.9	117.25	1.35	0.1	0	0	1	0	0
		117.25	117.57	0.32	0.3	0	0	1	0.1	0
		117.57	118.1	0.53	0.0	0	0	0	0	0
		118.1	118.2	0.10	0.8	0	0	5	0.7	0
		118.2	119.2	1.00	0	0	0	0	0	0
		119.2	120.2	1.00	0	0	0	0	0	0
		120.2	121.2	1.00	0	0	0	0	0	0
		121.2	122.2	1.00	0	0	0	0	0	0
		122.2	122.9	0.70	0	0	0	0	0	0
		122.9	123.07	0.17	0	0	0	0	0	0
		123.07	124.07	1.00	0	0	0	0	0	0
		124.07	125.07	1.00	0	0	0	0	0	0
		125.07	126.07	1.00	0	0	0	0	0	0
		126.07	127.07	1.00	0	0	0	0	0	0
		127.07	128.07	1.00	0	0	0	0	0	0
		128.07	129.07	1.00	0	0	0	0	0	0
		129.07	130.07	1.00	0	0	0	1	0	0
		130.07	131.07	1.00	0	0	0	1	0	0
		131.07	132.07	1.00	0	0	0	0	0	0
		132.07	133.07	1.00	0	0	0	0	0	0
		133.07	134.07	1.00	0	0	0	0	0	0
		134.07	135.07	1.00	0	0	0	1	0	0
		135.07	136.07	1.00	0	0	0	1	0	0
		136.07	137.07	1.00	0	0	0	1	0	0
		137.07	138.07	1.00	0	0	0	0	0	0
		138.07	138.6	0.53	0	0	0	1	0.1	0
	09DDFN006	18	19	1.00	0	0	0	1	0	0
		19	20	1.00	0	0	0	1	0	0
		20	21	1.00	0	0	0	1	0	0
		21	22	1.00	0	0	0.1	1	0	0
		22	23	1.00	0	0	0	0	0	0
		23	24	1.00	0	0	0	1	0	0
		24	25	1.00	0	0	0.1	1	0	0
		25	26	1.00	0	0	0	0	0	0
		26	27	1.00	0	0	0	0	0	0
		27	28	1.00	0	0	0	0	0	0
		28	29	1.00	0	0	0	4	0.1	0.1
		29	30	1.00	0	0	0	0	0	0
		30	31	1.00	0	0	0	0	0	0
		31	32	1.00	0	0	0	0	0	0
		32	33	1.00	0	0	0	0	0	0
		33	34	1.00	0	0	0	0	0	0
		34	35	1.00	0	0	0	0	0	0
		35	36	1.00	0	0	0	0	0	0
		36	37	1.00	0	0	0	0	0	0
		37	38	1.00	0	0	0	0	0	0
		38	39	1.00	0	0	0	0	0	0
		39	40	1.00	0	0	0	0	0	0
		40	41	1.00	0	0	0	0	0	0
		41	42	1.00	0	0	0	0	0	0
		42	43	1.00	0	0	0	0	0	0
		43	44	1.00	0	0	0	1	0	0
		44	45	1.00	0	0	0	0	0	0
		45	46	1.00	0	0	0	0	0	0
		46	47	1.00	0	0	0	0	0	0
		47	48	1.00	0	0	0	0	0	0
		48	49	1.00	0	0	0	1	0	0
		49	50	1.00	0	0	0	0	0	0
		50	51	1.00	0	0	0	0	0	0
		51	52	1.00	0	0	0	0	0	0
		52	53	1.00	0.1	0	0	1	0.1	0
		53	54	1.00	0.5	0	0	5	0.7	0
		54	55	1.00	0.2	0	0	2	0.2	0
		55	56	1.00	0.1	0	0	1	0.1	0

Target	Hole ID	From m	To m	Length m	Cu %	Pb %	Zn %	Ag g/t	Au g/t	Bi %
		56	57	1.00	0.1	0	0	1	0.1	0
		57	58	1.00	0.5	0	0	4	1.6	0
		58	59	1.00	0.4	0	0	2	0.8	0
		59	60	1.00	0.1	0	0	1	0.2	0
		60	61.2	1.20	0.9	0	0	4	1.3	0
		61.2	61.95	0.75	3.1	0.1	0.1	22	21.0	0.2
		61.95	62.7	0.75	2.8	0.1	0.1	24	18.0	0.3
		62.7	63.45	0.75	5.9	0.2	0.1	118	887.0	0.7
		63.45	64.45	1.00	0.8	0	0.2	5	1.7	0.1
		64.45	65.45	1.00	0.8	0	0.1	4	2.6	0
		65.45	66	0.55	0.1	0	0	1	0.1	0
		66	66.85	0.85	1.0	0	0	6	1.4	0
		66.85	67.75	0.90	0	0	0	0	0	0
		67.75	68.55	0.80	0.7	0	0	4	2.6	0
	Composite	57	68.55	11.55	1.2	0	0.1	13	61.2	0.09
		68.55	69.55	1.00	0	0	0	0	0	0
		69.55	70.55	1.00	0	0	0	0	0	0
		70.55	71.55	1.00	0	0	0	1	0	0
		71.55	72.55	1.00	0	0	0	1	0	0
		72.55	73.55	1.00	0	0	0	0	0	0
		73.55	74.75	1.20	0	0	0	0	0.1	0
		74.75	75.55	0.80	0.6	0	0	3	2.3	0
		75.55	76.55	1.00	0	0	0	0	0	0
		76.55	77.55	1.00	0	0	0	1	0	0
		77.55	78.55	1.00	0	0	0	1	0	0
		78.55	79.55	1.00	0.4	0	0.1	2	1.5	0
		79.55	80.55	1.00	0.3	0	0	2	0.5	0
		80.55	81.55	1.00	1.9	0	0.1	8	3.0	0
		81.55	82.55	1.00	0.4	0	0.1	2	0.5	0
		82.55	83.55	1.00	0.3	0	0.1	1	0.9	0
		83.55	84.55	1.00	0	0	0	0	0	0
		84.55	85.55	1.00	0	0	0	0	0	0
		85.55	86.45	0.90	0	0	0	0	0	0
		86.58	87.58	1.00	0.2	0	0	2	0.6	0
		87.58	88.58	1.00	0	0	0	0	0	0
		88.58	89.58	1.00	0	0	0	0	0	0
		89.58	90.58	1.00	0	0	0	0	0	0
		90.58	91.58	1.00	0	0	0	0	0	0
		91.58	92.58	1.00	0	0	0	0	0	0
		92.58	93.58	1.00	0	0	0	0	0.1	0
		93.58	94.58	1.00	0.2	0	0	1	0.5	0
		94.58	95.58	1.00	0.3	0	0	2	0.8	0
		95.58	96.58	1.00	0.2	0	0	1	0.8	0
		96.58	97.58	1.00	0.1	0	0	1	0.2	0
		97.58	98.28	0.70	0.5	0	0	3	2.3	0
		98.28	99.28	1.00	0.1	0	0	1	0.5	0
		99.28	100.28	1.00	0.2	0	0	1	0.9	0
		100.28	101.28	1.00	0.2	0	0	1	0.8	0
		101.28	102.28	1.00	0.1	0	0	0	0.1	0
		102.28	103.56	1.28	0.1	0	0	0	0.1	0
	09DDFN008	4.75	5.75	1.00	0.4	0	0	2	0.5	0
		5.75	6.75	1.00	0.2	0	0	1	0.2	0
		6.75	7.75	1.00	0.3	0	0.1	2	0.3	0
		7.75	8.75	1.00	0.3	0	0.1	1	0.3	0
		8.75	9.75	1.00	1.0	0	0.1	4	0.5	0
		9.75	10.75	1.00	0.5	0	0.1	2	0.5	0
		10.75	11.75	1.00	0.7	0	0.2	3	0.9	0
		11.75	12.75	1.00	0.9	0	0.1	5	2.0	0
		12.75	13.45	0.70	1.0	0	0.1	5	1.8	0
		13.45	14	0.55	2.2	0.2	0.1	37	36.7	0.5
		14	14.55	0.55	2.2	0	0.1	13	2.5	0.1
		14.55	15.25	0.70	0.4	0	0.1	2	0.8	0
		15.25	15.75	0.50	1.2	0	0.1	6	3.7	0
		15.75	16.75	1.00	0.4	0	0.1	2	0.8	0
		16.75	17.75	1.00	0.5	0	0.1	2	1.3	0
		17.75	18.45	0.70	3.0	0	1.1	12	5.8	0
		18.45	19.15	0.70	2.1	0	0.8	11	4.4	0
		19.15	20.15	1.00	1.0	0	0.6	4	1.2	0
		20.15	21.15	1.00	0.4	0	0.2	2	2.2	0
		21.15	22.15	1.00	0.2	0	0.1	1	1.4	0

Target	Hole ID	From m	To m	Length m	Cu %	Pb %	Zn %	Ag g/t	Au g/t	Bi %
		22.15	23.15	1.00	0.1	0	0.1	0	0.4	0
		23.15	24.15	1.00	0.3	0	0.1	2	0.9	0
		24.15	25.15	1.00	0.7	0	0.1	4	2.3	0
		25.15	26.15	1.00	0.8	0	0.1	5	4.4	0
		26.15	26.65	0.50	1.4	0.1	0.2	10	5.3	0.1
		26.65	27.35	0.70	0.8	0.1	0.1	8	8.5	0.1
		27.35	31.51	4.16	0.0	0	0	0	0.0	0
		31.51	32.51	1.00	0.4	0.1	0.1	8	11.7	0.2
		32.51	33.51	1.00	0.7	0	0.1	4	2.4	0
	Composite	11.75	33.51	21.76	0.7	0	0.2	5	3.3	0.04
		33.51	34.51	1.00	0.1	0	0.1	1	0.6	0
		34.51	35.51	1.00	0.1	0	0.1	1	0.7	0
		35.51	36.51	1.00	0	0	0	0	0	0
		36.51	37.51	1.00	0.1	0	0.1	1	0.1	0
		37.51	38.51	1.00	0	0	0.1	1	0.1	0
		38.51	39.51	1.00	0	0	0	0	0.1	0
		39.51	40.51	1.00	0	0	0	1	0.1	0
		40.51	41.51	1.00	0	0	0	0	0	0
		41.51	42.51	1.00	0.1	0	0	1	0.1	0
		42.51	43.51	1.00	0.2	0	0	2	0.2	0
		43.51	44.51	1.00	0	0	0	1	0.1	0
		44.51	45.51	1.00	0.5	0	0	2	0.4	0
		45.51	46.51	1.00	0.9	0	0	4	0.5	0
		46.51	47.51	1.00	0.1	0	0.1	1	0.1	0
		47.51	48.11	0.60	1.4	0	0.1	5	2.1	0
		48.11	48.81	0.70	0.4	0	0	2	0.5	0
		48.81	49.81	1.00	0	0	0	1	0.1	0
		49.81	50.81	1.00	0	0	0	0	0	0
		50.81	51.81	1.00	0.2	0	0	1	0.2	0
		51.81	52.81	1.00	0.1	0	0	1	0.1	0
		52.81	53.81	1.00	0.1	0	0	1	0.1	0
		53.81	54.81	1.00	0	0	0	1	0.1	0
		54.81	55.81	1.00	0	0	0	1	0.1	0
		55.81	56.81	1.00	0.1	0	0	1	0	0
		56.81	57.81	1.00	0	0	0	1	0.1	0
		57.81	58.81	1.00	0.2	0	0	1	0.3	0
		58.81	59.81	1.00	0.1	0	0	1	0.1	0
		59.81	60.81	1.00	0.3	0	0	1	0.2	0
		60.81	61.81	1.00	0.1	0	0	0	0.2	0
		61.81	62.81	1.00	0.2	0	0	1	0.4	0
		62.81	63.81	1.00	0.1	0	0	1	0.3	0
		63.81	64.81	1.00	0.2	0	0	1	0.5	0
		64.81	65.81	1.00	0.1	0	0	1	0.1	0
		65.81	66.81	1.00	0.1	0	0	1	0.3	0
		66.81	67.81	1.00	0.1	0	0	1	0.3	0
		67.81	68.81	1.00	0.1	0	0	0	0.2	0
		68.81	69.81	1.00	0.1	0	0	0	0.1	0
		69.81	70.81	1.00	0	0	0	0	0	0
		70.81	71.81	1.00	0	0	0	1	0	0
		71.81	72.81	1.00	0	0	0	0	0	0
		72.81	74.06	1.25	0.9	0	0	3	1.3	0
		75.93	77.04	1.11	0	0	0	0	0.1	0
	09DDFN012	9.8	10.8	1.00	0.9	0	0	4	1.3	0
		10.8	11.8	1.00	1.2	0	0.1	6	11.2	0
		11.8	12.8	1.00	0.8	0	0	7	10.5	0.1
		12.8	13.8	1.00	1.6	0	0.1	7	6.0	0
		13.8	14.8	1.00	1.4	0	0.1	6	1.6	0
		14.8	15.8	1.00	0.5	0	0	1	0.8	0
		15.8	16.8	1.00	0.0	0	0	0	1.3	0
		16.8	17.8	1.00	0.8	0	0	3	3.3	0
		17.8	18.7	0.90	0	0	0	0	11.0	0
		18.7	18.9	0.20	0	0	0	0	4.9	0
		18.9	19.85	0.95	0	0	0	0	2.5	0
	Composite	9.8	19.85	10.05	0.7	0	0	3	4.9	0
		36.25	37.25	1.00	1.1	0	0	4	1.8	0
		37.25	38.25	1.00	1.2	0	0	4	0.9	0
		38.25	39.5	1.25	0.2	0	0	0	0.2	0
		39.5	40.5	1.00	1.0	0	0	4	1.0	0
		40.5	41.5	1.00	1.4	0	0	5	0.8	0
		41.5	41.8	0.30	1.0	0	0	3	0.6	0
		41.8	42.8	1.00	0.6	0	0	2	0.5	0

Target	Hole ID	From m	To m	Length m	Cu %	Pb %	Zn %	Ag g/t	Au g/t	Bi %
		42.8	43.8	1.00	0.7	0	0.1	2	0.4	0
		43.8	44.8	1.00	1.1	0	0.1	4	1.1	0
		44.8	45.8	1.00	1.8	0	0	7	1.6	0
		45.8	46.8	1.00	0.3	0	0	1	0.4	0
		46.8	47.8	1.00	0	0	0	0	0	0
		47.8	48.8	1.00	0	0	0	0	0	0
		48.8	49.8	1.00	0.1	0	0	0	0.1	0
		49.8	50.8	1.00	0.5	0	0	2	0.4	0
		50.8	51.8	1.00	0.1	0	0	0	0	0
		51.8	52.8	1.00	0.1	0	0	0	0.1	0
		52.8	53.8	1.00	0.9	0	0.1	4	0.8	0
		53.8	54.8	1.00	0.5	0	0	2	0.3	0
		54.8	55.8	1.00	0	0	0.1	0	0.1	0
		55.8	56.95	1.15	2.2	0	0.1	8	0.7	0
		56.95	57.8	0.85	0.5	0	0	2	0.9	0
		57.8	58.8	1.00	0.1	0	0	0	0.1	0
		58.8	59.8	1.00	0	0	0	0	0	0
		59.8	61.1	1.30	0.1	0	0	0	0.2	0
		61.1	61.4	0.30	1.5	0	0.1	4	0.9	0
		61.4	62.5	1.10	0	0	0	0	0	0
		62.5	62.9	0.40	0.1	0	0	0	0.1	0
		62.9	63.8	0.90	0	0	0	0	0	0
		63.8	64.8	1.00	0.2	0	0	0	0.4	0
		64.8	65.8	1.00	0.4	0	0	1	0.8	0
		65.8	66.8	1.00	0.1	0	0	0	0.1	0
		66.8	67.8	1.00	0	0	0	0	0	0
		67.8	68.8	1.00	0	0	0	0	0	0
		68.8	69.8	1.00	1.2	0	0	4	0.5	0
		69.8	70.65	0.85	2.4	0	0.1	10	0.4	0
		70.65	71.05	0.40	0	0	0	0	2.7	0
		71.05	72.1	1.05	0.8	0	0.1	3	0.5	0
		72.1	73.1	1.00	0.6	0	0.1	3	9.2	0
		73.1	74.15	1.05	2.4	0	0.2	7	2.1	0
		74.15	75.15	1.00	5.9	0	0.5	19	2.9	0
		75.15	76.1	0.95	0.3	0	0.1	1	0.1	0
		76.1	77.1	1.00	0.1	0	0	0	0	0
		77.1	78.1	1.00	0.2	0	0	1	0.2	0
		78.1	79.1	1.00	0.2	0	0	0	0.1	0
		79.1	80.1	1.00	0.2	0	0	0	0.1	0
		80.1	81.1	1.00	0	0	0	0	0	0
		81.1	82.1	1.00	0	0	0	0	0	0
		82.1	83.1	1.00	0	0	0	0	0	0
		83.1	84.1	1.00	0.3	0	0	1	0.3	0
		84.1	85.1	1.00	0.4	0	0	1	0.2	0
		85.1	86.1	1.00	0.2	0	0	1	0.1	0
		86.1	87.1	1.00	0.7	0	0	2	0.4	0
		87.1	88.1	1.00	0.2	0	0	1	0.1	0
		88.1	89.1	1.00	0.9	0	0	2	0.5	0
		89.1	90.1	1.00	1.2	0	0.1	3	0.4	0
		90.1	91.1	1.00	0.1	0	0	0	0	0
		91.1	92.1	1.00	0.0	0	0	0	0.2	0
		92.1	93.1	1.00	0.0	0	0	0	0.1	0
		93.1	94.1	1.00	0.4	0	0	2	1.2	0
		94.1	95.1	1.00	0	0	0	0	0.3	0
		95.1	96.1	1.00	0	0	0	0	0.5	0
		96.1	97.1	1.00	0.0	0	0	0	0.2	0
		97.1	98.1	1.00	0.1	0	0	0	0.1	0
		98.1	99.1	1.00	0.1	0	0	0	0.2	0
		99.1	100.1	1.00	0	0	0	0	0.1	0
		100.1	101.1	1.00	0.1	0	0	0	0.1	0
		101.1	101.55	0.45	0.0	0	0	0	0.7	0
		101.55	102	0.45	0.4	0	0	1	34.1	0
		102	103.4	1.40	0.3	0	0	1	0.4	0
		103.4	104.4	1.00	1.8	0	0	5	2.4	0
		104.4	105.4	1.00	0.8	0	0	3	1.2	0
		105.4	106.7	1.30	0.1	0	0	1	0.9	0
		106.7	107	0.30	0.1	0	0	1	1.3	0
		107	108.4	1.40	0	0	0	0	0	0
		108.4	109.4	1.00	0	0	0	0	0.1	0
		109.4	110.4	1.00	0	0	0	0	0	0
		110.4	111.4	1.00	0	0	0	0	0.4	0

Target	Hole ID	From m	To m	Length m	Cu %	Pb %	Zn %	Ag g/t	Au g/t	Bi %
		111.4	112.4	1.00	0	0	0	0	0.1	0
		112.4	113.1	0.70	0	0	0	0	0.1	0
		113.1	113.55	0.45	0.2	0	0	1	2.5	0
		113.55	113.95	0.40	0	0	0	0	0	0
		113.95	114.85	0.90	0.8	0	0	3	0.9	0
		114.85	116.35	1.50	0	0	0	0	0	0
		116.35	116.55	0.20	0.9	0	0	3	0.4	0
		116.55	117.55	1.00	0	0	0	0	0	0
		117.55	118.55	1.00	0.1	0	0	0	0.1	0
		118.55	119.55	1.00	0	0	0	0	0.1	0
		119.55	120.05	0.50	1.1	0	0	6	6.1	0
		120.05	120.55	0.50	0.2	0	0	1	0.7	0
		120.55	121.35	0.80	0.1	0	0	1	0.7	0
		121.35	122.35	1.00	0	0	0	0	0	0
		122.35	123.35	1.00	0.1	0	0	0	0.1	0
		123.35	124.35	1.00	0	0	0	0	0	0
		124.35	125.35	1.00	0.1	0	0	0	0.1	0
		125.35	126.35	1.00	0	0	0	0	0	0
		126.35	127.85	1.50	0	0	0	0	0.3	0
		127.85	128.85	1.00	0.3	0	0	1	0.3	0
		128.85	130.05	1.20	0.3	0	0	1	0.1	0
		130.05	131	0.95	0.1	0	0	0	0.1	0
		131	132	1.00	0	0	0	0	0.1	0
		132	133	1.00	0	0	0	0	0	0
		133	134	1.00	0	0	0	0	0	0
		134	135	1.00	0	0	0	0	0	0
		135	136.4	1.40	0	0	0	0	0.1	0
		136.4	137.1	0.70	0.2	0	0	1	0.2	0
		137.1	137.6	0.50	0.1	0	0	1	0.3	0
		137.6	138.5	0.90	0.1	0	0	0	0.1	0
		138.5	139.5	1.00	0	0	0	0	0	0
		139.5	140.5	1.00	0	0	0	0	0	0
		140.5	141.5	1.00	0	0	0	0	0	0
		141.5	142.5	1.00	0	0	0	0	0	0
		142.5	143.5	1.00	0	0	0	0	0	0
		143.5	144.5	1.00	0	0	0	0	0	0
		144.5	145.5	1.00	0	0	0	0	0	0
		145.5	146.5	1.00	0	0	0	0	0	0
		146.5	147.5	1.00	0	0	0	0	0	0
		151	152.4	1.40	0.1	0	0.1	0	0	0
		152.4	153.4	1.00	0	0	0	0	0	0
		153.4	154.8	1.40	0	0	0	1	0	0
		154.8	155.8	1.00	0	0	0	0	0	0
		155.8	156.8	1.00	0.1	0	0	0	0.1	0
		156.8	157.8	1.00	0	0	0	0	0.0	0
		157.8	158.8	1.00	0.1	0	0	1	0.1	0
		158.8	159.8	1.00	0	0	0	0	0	0
		159.8	160.8	1.00	0	0	0	0	0	0
		160.8	161.8	1.00	0.1	0	0	1	0	0
		161.8	162.8	1.00	0	0	0	0	0	0
		162.8	163.8	1.00	0	0	0	0	0	0
		163.8	164.8	1.00	0	0	0	0	0	0
		164.8	165.8	1.00	0	0	0	0	0	0
		165.8	166.6	0.80	0	0	0	0	0	0
	10DDFN022	5.5	6.5	1.00	0.2	0.0	0.1	1	0.3	0.0
		6.5	7.5	1.00	0.8	0.0	0.1	4	1.1	0.0
		7.5	8.5	1.00	0.1	0.0	0.0	1	0.1	0.0
		8.5	9.5	1.00	0.2	0.0	0.0	1	0.3	0.0
		9.5	10.5	1.00	0.2	0.0	0.1	2	0.2	0.0
		10.5	11	0.50	1.7	0.0	0.1	9	2.7	0.0
		11	12.1	1.10	0.2	0.0	0.1	1	0.3	0.0
		12.1	13.1	1.00	0.1	0.0	0.1	1	0.3	0.0
		13.1	14.1	1.00	0.2	0.0	0.1	1	0.3	0.0
		14.1	15.1	1.00	1.8	0.0	1.0	8	4.7	0.0
		15.1	16.1	1.00	0.7	0.1	0.4	6	2.9	0.0
		16.1	17.1	1.00	0.4	0.1	0.1	2	0.7	0.0
		17.1	18.3	1.20	2.4	0.1	0.2	13	3.7	0.0
		18.3	19.55	1.25	0.3	0.0	0.1	2	0.7	0.0
		19.55	20.35	0.80	1.4	0.0	0.2	6	2.3	0.0
		20.35	21.15	0.80	2.3	0.0	1.6	12	5.3	0.0
		21.15	22.2	1.05	0.8	0.1	0.5	11	4.4	0.1

Target	Hole ID	From m	To m	Length m	Cu %	Pb %	Zn %	Ag g/t	Au g/t	Bi %
		22.2	23.2	1.00	0.2	0.0	0.1	2	0.7	0.0
		23.2	23.7	0.50	1.7	0.0	0.2	12	8.1	0.1
		23.7	24.6	0.90	0.7	0.0	0.1	3	3.8	0.0
		24.6	25.4	0.80	0.5	0.1	0.1	10	14.9	0.3
		29.4	30.5	1.10	1.9	0.1	0.2	16	12.6	0.2
		30.5	31.55	1.05	0.5	0.1	0.1	12	11.7	0.3
	Composite	29.4	31.55	2.15	1.2	0	0.1	14	12.2	0
		31.55	32.5	0.95	0.1	0.0	0.1	1	1.0	0.0
		51	52	1.00	0.3	0.0	0.0	2	0.5	0.0
		52	53	1.00	0.0	0.0	0.0	0	0.1	0.0
		53	54	1.00	0.4	0.0	0.0	2	1.5	0.0
		54	55	1.00	0.1	0.0	0.0	0	0.1	0.0
		55	56	1.00	0.3	0.0	0.0	1	0.6	0.0
		56	57	1.00	0.0	0.0	0.0	0	0.1	0.0
		57	58	1.00	0.0	0.0	0.0	0	0.2	0.0
		58	59	1.00	0.1	0.0	0.0	1	0.3	0.0
		59	60	1.00	0.2	0.0	0.0	1	0.8	0.0
		60	61	1.00	2.6	0.0	0.0	14	16.5	0.2
		61	62	1.00	2.4	0.0	0.0	12	8.6	0.1
		62	63	1.00	2.1	0.0	0.0	8	1.8	0.0
		63	64	1.00	0.8	0.0	0.0	8	16.0	0.3
		64	65	1.00	2.8	0.1	0.0	17	14.2	0.3
		65	66	1.00	2.4	0.0	0.0	8	4.2	0.0
	Composite	64	66	2.00	2.2	0	0.0	11	10.2	0
		66	67	1.00	0.4	0.0	0.0	1	0.6	0.0
		67	68	1.00	0.4	0.0	0.0	1	0.5	0.0
		68	69	1.00	0.2	0.0	0.0	0	0.3	0.0
		69	70	1.00	0.4	0.0	0.0	2	0.9	0.0
		70	71	1.00	0.8	0.0	0.0	4	3.8	0.1
		71	72	1.00	0.9	0.0	0.0	3	3.3	0.0
		72	73	1.00	0.9	0.0	0.0	3	1.3	0.0
		73	74	1.00	0.6	0.0	0.0	2	1.1	0.0
		74	75	1.00	2.2	0.0	0.0	14	13.3	0.2
		75	76	1.00	2.7	0.1	0.0	19	12.9	0.3
		76	77	1.00	2.9	0.1	0.0	18	17.4	0.3
		77	78	1.00	2.8	0.0	0.0	13	5.7	0.1
		78	79	1.00	5.4	0.0	0.1	19	5.4	0.0
		79	80	1.00	0.9	0.0	0.0	5	3.9	0.0
	Composite	74	80	6.00	2.8	0	0	14	9.8	0
		80	81	1.00	0.5	0.0	0.0	2	1.0	0.0
		81	82	1.00	0.2	0.0	0.0	1	0.5	0.0
	Composite	51	82	31.00	1.2	0	0	6	4.4	0
		82	83	1.00	0.2	0.0	0.0	1	0.4	0.0
		83	84	1.00	0.8	0.0	0.0	3	0.3	0.0
		84	85	1.00	0.7	0.0	0.0	2	0.7	0.0
		85	86	1.00	0.2	0.0	0.0	1	0.3	0.0
		86	87	1.00	0.2	0.0	0.0	1	0.2	0.0
		87	88	1.00	0.3	0.0	0.0	2	0.8	0.0
		91.8	92.15	0.35	1.5	0.0	0.0	4	2.7	0.0
		92.15	93	0.85	0.1	0.0	0.0	0	0.1	0.0
		93	94	1.00	0.1	0.0	0.0	1	0.5	0.0
		94	95	1.00	0.4	0.0	0.0	1	0.6	0.0
		103	104	1.00	0.1	0.0	0.0	1	0.1	0.0
		104	105	1.00	0.3	0.0	0.0	1	0.2	0.0
		105	106	1.00	0.6	0.0	0.0	2	0.3	0.0
		106	107	1.00	0.1	0.0	0.0	0	0.1	0.0
		107	108	1.00	0.1	0.0	0.0	0	0.3	0.0
		108	109	1.00	0.1	0.0	0.0	1	0.2	0.0
		110	111	1.00	0.2	0.0	0.0	1	0.3	0.0
		111	112.2	1.20	0.4	0.0	0.0	1	0.7	0.0
	10DDFN027	3.6	4.6	1.00	0.3	0	0	1	0.4	0
		4.6	5.9	1.30	0.6	0.0	0.1	2	0.9	0.0
		5.9	6.9	1.00	1.2	0.0	0.1	4	2.2	0.0
		6.9	7.9	1.00	1.4	0.0	0.1	5	2.4	0.0
		7.9	8.9	1.00	1.9	0.1	0.1	14	1.9	0.1
		8.9	10.2	1.30	1.0	0.0	0.1	4	2.7	0.0
		10.2	10.7	0.50	0.5	0.0	0.0	2	1.4	0.0
		10.7	11.7	1.00	1.7	0.0	0.1	7	5.1	0.0
		11.7	12.45	0.75	1.3	0.0	0.1	4	2.0	0.0
		12.45	13.45	1.00	4.7	0.0	0.1	23	6.4	0.1
		13.45	14.55	1.10	3.6	0.0	0.1	20	9.3	0.2

Target	Hole ID	From m	To m	Length m	Cu %	Pb %	Zn %	Ag g/t	Au g/t	Bi %
	Composite	14.55 6.9	16 16	1.45 9.10	3.0 2.3	0.0 0	0.1 0.1	14 11	16.3 6.1	0.0 0.05
	10DDFN028	2	3	1.00	1.6	0	0	7	2.4	0
		3	4	1.00	0.7	0.0	0.1	3	1.1	0.0
		4	5	1.00	0.5	0.0	0.1	2	0.7	0.0
		5	6	1.00	2.1	0.0	0.1	7	0.8	0.0
		6	7	1.00	1.2	0.0	0.1	5	3.0	0.0
		7	8	1.00	0.8	0.0	0.1	3	1.1	0.0
		8	9	1.00	0.6	0.0	0.1	3	0.7	0.0
		9	10	1.00	0.5	0.0	0.0	2	1.2	0.0
		10	11.7	1.70	0.5	0.0	0.1	2	1.0	0.0
		11.7	12.45	0.75	2.3	0.0	0.1	9	4.1	0.0
		12.45	13.45	1.00	4.8	0.0	0.2	17	3.3	0.0
		13.45	14.3	0.85	0.4	0.0	0.1	2	0.3	0.0
		14.3	15.3	1.00	0.8	0.0	0.0	3	1.9	0.0
		15.3	16.3	1.00	2.3	0.0	0.1	10	11.0	0.0
		16.3	17.3	1.00	5.4	0.0	0.1	28	9.4	0.2
		17.3	18.3	1.00	2.2	0.0	0.1	10	6.6	0.0
		18.3	19.3	1.00	5.7	0.0	0.1	24	4.3	0.1
		19.3	20.1	0.80	5.4	0.0	0.1	33	12.2	0.0
	Composite	15.3	20.1	4.80	4.1	0	0.1	20	8.5	0
		20.1	21.1	1.00	0.4	0.0	0.1	1	1.4	0.0
		21.1	22.1	1.00	1.4	0.0	0.1	5	3.7	0.0
		22.1	23.1	1.00	0.5	0.0	0.1	2	2.0	0.0
		23.1	24.1	1.00	0.6	0.0	0.1	2	2.8	0.0
		24.1	25.1	1.00	1.2	0.0	0.1	4	2.4	0.0
		25.1	26.6	1.50	0.1	0.0	0.0	0	0.6	0.0
	Composite	2	26.6	24.60	1.7	0	0.1	7	3.1	0
		42.6	43.6	1.00	0.9	0.0	0.1	4	1.3	0.0
		43.6	44.6	1.00	1.6	0.0	0.1	8	2.2	0.0
		73.75	74.75	1.00	0.7	0.0	0.0	3	0.2	0.0
		74.75	75.75	1.00	0.1	0.0	0.0	1	0.1	0.0
		75.75	76.75	1.00	0.3	0.0	0.0	1	0.3	0.0
		76.75	77.75	1.00	0.0	0.0	0.0	0	0.0	0.0
		77.75	78.75	1.00	0.1	0.0	0.0	1	0.1	0.0
		78.75	79.75	1.00	0.0	0.0	0.0	0	0.0	0.0
		79.75	80.75	1.00	0.2	0.0	0.0	1	0.3	0.0
		80.75	81.75	1.00	0.3	0.0	0.0	1	0.1	0.0
		81.75	82.75	1.00	0.4	0.0	0.0	2	0.4	0.0
		82.75	83.75	1.00	0.1	0.0	0.0	0	0.1	0.0
		83.75	84.75	1.00	0.3	0.0	0.0	1	0.4	0.0
		84.75	85.75	1.00	0.1	0.0	0.0	0	0.1	0.0
		85.75	86.75	1.00	0.2	0.0	0.0	1	0.1	0.0
		86.75	87.75	1.00	0.2	0.0	0.0	1	0.1	0.0
		87.75	88.75	1.00	0.1	0.0	0.0	5	0.5	0.1
		88.75	89.75	1.00	1.9	0.0	0.0	7	0.4	0.0
		89.75	90.75	1.00	0.5	0.0	0.0	4	3.0	0.0
		90.75	91.75	1.00	0.2	0.0	0.0	1	0.2	0.0
		91.75	92.75	1.00	0.3	0.0	0.0	2	0.3	0.0
		92.75	93.75	1.00	0.1	0.0	0.0	0	0.0	0.0
		93.75	94.75	1.00	0.1	0.0	0.0	1	1.2	0.0
		94.75	95.75	1.00	0.1	0.0	0.0	1	0.2	0.0
		95.75	96.75	1.00	0.0	0.0	0.0	0	0.0	0.0
		96.75	97.75	1.00	0.2	0.0	0.0	1	0.1	0.0
		97.75	98.75	1.00	0.2	0.0	0.0	1	0.1	0.0
		98.75	99.75	1.00	0.4	0.0	0.0	1	1.0	0.0
		99.75	100.75	1.00	0.7	0.0	0.0	2	1.4	0.0
		100.75	101.75	1.00	0.6	0.0	0.0	1	0.5	0.0
		101.75	102.75	1.00	1.7	0.0	0.1	12	46.9	0.0
		102.75	103.75	1.00	2.2	0.0	0.1	9	5.6	0.0
	Composite	101.75	103.75	2.00	2.0	0	0.1	10	26.3	0
		103.75	104.75	1.00	1.8	0.0	0.1	7	1.0	0.0
		104.75	105.75	1.00	0.6	0.0	0.0	2	0.6	0.0
		105.75	106.75	1.00	0.2	0.0	0.0	0	0.1	0.0
		106.75	107.65	0.90	0.3	0.0	0.0	1	0.2	0.0
		107.65	108.55	0.90	2.3	0.0	0.1	8	1.2	0.0
	10DDFN029	30	30.25	0.25	0.3	0	0	9	0.1	0
		30.25	31.25	1.00	0.1	0.0	0.0	1	0.1	0.0
		31.25	31.75	0.50	0.3	0.0	0.0	3	0.0	0.0
		31.75	32.65	0.90	0.1	0.0	0.0	2	0.1	0.0
		32.65	33.65	1.00	0.2	0.0	0.0	2	0.2	0.0

Target	Hole ID	From m	To m	Length m	Cu %	Pb %	Zn %	Ag g/t	Au g/t	Bi %
		33.65	34.65	1.00	0.0	0.0	0.0	1	0.0	0.0
		34.65	35.65	1.00	0.0	0.0	0.0	0	0.0	0.0
		35.65	36.65	1.00	0.0	0.0	0.0	0	0.0	0.0
		36.65	37.75	1.10	0.1	0.0	0.0	2	0.3	0.0
		37.75	38.75	1.00	0.1	0.0	0.0	1	0.2	0.0
		38.75	39.7	0.95	0.1	0.0	0.0	1	0.0	0.0
		39.7	40.3	0.60	0.4	0.0	0.0	4	0.9	0.0
		40.3	41.3	1.00	0.1	0.0	0.0	1	0.0	0.0
		41.3	42.3	1.00	0.1	0.0	0.0	1	0.2	0.0
		42.3	43.3	1.00	0.0	0.0	0.0	0	0.0	0.0
		43.3	44.2	0.90	0.0	0.0	0.1	0	0.0	0.0
		60	61	1.00	0.0	0.0	0.0	0	0.0	0.0
		61	62	1.00	0.0	0.0	0.0	0	0.0	0.0
		62	63	1.00	0.1	0.0	0.0	0	0.1	0.0
		63	64	1.00	0.5	0.0	0.0	4	4.0	0.0
		64	65.2	1.20	0.2	0.0	0.0	1	0.3	0.0
		71	72	1.00	0.3	0.0	0.0	2	0.9	0.0
		72	73	1.00	0.2	0.0	0.0	2	0.3	0.0
		87	88	1.00	0.3	0.0	0.0	4	0.4	0.0
		88	89	1.00	0.1	0.0	0.0	1	0.1	0.0
		89	90	1.00	0.4	0.0	0.0	5	0.6	0.0
		90	91	1.00	0.0	0.0	0.0	0	0.1	0.0
		108	109	1.00	0.2	0.0	0.0	2	0.3	0.0
		109	110	1.00	0.3	0.0	0.0	2	1.0	0.0
		110	111	1.00	0.1	0.0	0.0	1	0.8	0.0
		111	112	1.00	0.0	0.0	0.0	1	0.1	0.0
		112	113	1.00	0.0	0.0	0.0	0	0.1	0.0
		113	114	1.00	0.0	0.0	0.0	1	0.1	0.0
		114	115	1.00	0.1	0.0	0.0	0	0.2	0.0
		115	116	1.00	0.1	0.0	0.0	1	0.1	0.0
		116	117	1.00	0.1	0.0	0.0	1	0.7	0.0
		117	118	1.00	0.2	0.0	0.0	2	0.1	0.0
		118	119	1.00	0.5	0.0	0.1	3	0.4	0.0
		119	120	1.00	0.1	0.0	0.1	1	0.0	0.0
		133.2	134.2	1.00	0.6	0.0	0.0	5	5.7	0.0
		134.2	135.2	1.00	0.5	0.0	0.0	3	0.6	0.0
		135.2	136.2	1.00	0.1	0.0	0.0	1	0.1	0.0
		136.2	137.2	1.00	0.2	0.0	0.0	1	0.2	0.0
		137.2	138.2	1.00	0.4	0.0	0.0	2	0.6	0.0
		138.2	138.6	0.40	0.7	0.0	0.0	23	6.3	0.0
		138.6	139.1	0.50	0.3	0.0	0.0	2	1.3	0.0
		139.1	139.9	0.80	1.5	0.0	0.0	10	4.6	0.1
		139.9	140.9	1.00	0.1	0.0	0.0	1	0.1	0.0
		140.9	142.9	2.00	0.0	0.0	0.0	0	0.1	0.0
		142.9	145	2.10	0.0	0.0	0.0	0	0.1	0.0
		145	146	1.00	0.4	0.0	0.0	1	1.0	0.0
		146	146.5	0.50	0.2	0.0	0.0	1	0.7	0.0
		146.5	148.6	2.10	0.1	0.0	0.0	0	0.2	0.0
		148.6	149.6	1.00	0.0	0.0	0.0	0	0.1	0.0
		149.6	150.1	0.50	1.5	0.0	0.0	7	35.0	0.2
		150.1	150.7	0.60	0.1	0.0	0.0	1	12.7	0.0
		150.7	151.5	0.80	0.7	0.2	0.0	31	0.0	0.8
		151.5	155.7	4.20	0.0	0.0	0.0	0.0	0.0	0.0
		155.7	156.4	0.70	1.1	0.0	0.0	3	2.5	0.0
		156.4	157.4	1.00	0.1	0.0	0.0	0	0.7	0.0
		157.4	158.65	1.25	0.8	0.0	0.0	3	4.8	0.0
		158.65	159.4	0.75	0.2	0.0	0.0	1	0.8	0.0
		159.4	160.1	0.70	2.3	0.0	0.0	5	2.7	0.0
		160.1	160.9	0.80	0.0	0.0	0.0	0	0.8	0.0
		160.9	161.9	1.00	0.7	0.0	0.0	3	2.0	0.0
		161.9	162.9	1.00	1.1	0.0	0.0	4	6.3	0.0
		162.9	163.9	1.00	0.2	0.0	0.0	2	0.8	0.0
		163.9	164.9	1.00	0.1	0.0	0.0	0	0.2	0.0
		164.9	165.9	1.00	0.1	0.0	0.0	0	0.2	0.0
		165.9	166.9	1.00	0.1	0.0	0.0	0	0.3	0.0
		166.9	167.5	0.60	0.2	0.0	0.0	0	0.1	0.0
		167.5	168.25	0.75	6.1	0.0	0.0	14	3.9	0.0
		168.25	168.75	0.50	0.3	0.0	0.0	1	0.5	0.0
		168.75	169.25	0.50	5.7	0.0	0.0	13	8.3	0.0
		169.25	170.1	0.85	1.1	0.0	0.0	2	1.3	0.0
		170.1	171.1	1.00	0.2	0.0	0.0	0	0.3	0.0

Target	Hole ID	From m	To m	Length m	Cu %	Pb %	Zn %	Ag g/t	Au g/t	Bi %	
	Composite	171.1	172.1	1.00	0.1	0.0	0.0	0	0.1	0.0	
		172.1	172.85	0.75	0.3	0.0	0.0	1	0.9	0.0	
		172.85	173.85	1.00	1.9	0.0	0.0	4	1.5	0.0	
		173.85	174.55	0.70	0.9	0.0	0.1	2	2.2	0.0	
		174.55	175.3	0.75	2.2	0.0	0.0	5	3.0	0.0	
		149.6	175.3	25.70	0.8	0	0.0	3	2.4	0.04	
		175.3	176.3	1.00	0.2	0.0	0.0	0	0.2	0.0	
		176.3	177.3	1.00	0.3	0.0	0.0	1	0.6	0.0	
		177.3	178.3	1.00	0.3	0.0	0.0	1	0.6	0.0	
		178.3	179.3	1.00	0.1	0.0	0.0	0	0.4	0.0	
		179.3	180.3	1.00	0.1	0.0	0.0	0	0.3	0.0	
		180.3	181.5	1.20	0.5	0.0	0.0	1	1.1	0.0	
	10DDFN030	29	30	1.00	0.4	0	0	1	0.9	0	
		30	31	1.00	1.5	0.0	0.1	5	3.6	0.0	
		31	32	1.00	2.7	0.0	0.2	14	13.8	0.0	
		32	33	1.00	2.9	0.0	0.2	13	9.8	0.0	
		33	34.1	1.10	0.4	0.0	0.1	2	0.5	0.0	
		34.1	35.1	1.00	4.8	0.0	0.3	27	61.6	0.0	
		35.1	36.1	1.00	6.6	0.0	0.4	30	51.5	0.0	
		36.1	37.1	1.00	4.4	0.0	0.3	25	15.9	0.1	
		37.1	38.1	1.00	3.3	0.0	0.2	16	7.0	0.0	
		38.1	38.6	0.50	4.0	0.0	0.2	16	15.4	0.0	
		38.6	39.6	1.00	2.7	0.0	0.2	10	2.1	0.0	
		39.6	40.6	1.00	1.3	0.0	0.1	6	3.0	0.0	
		40.6	41.6	1.00	1.8	0.0	0.1	6	1.7	0.0	
		41.6	42.6	1.00	2.5	0.0	0.1	11	4.3	0.0	
		42.6	43.6	1.00	1.1	0.0	0.1	4	0.9	0.0	
		Composite	29	43.6	14.60	2.6	0	0.2	12	12.6	0
			43.6	44.6	1.00	0.2	0.0	0.0	1	0.7	0.0
			49.25	50.25	1.00	0.1	0.0	0.0	1	0.3	0.0
			50.25	51.25	1.00	0.1	0.0	0.0	0	0.0	0.0
			51.25	52.25	1.00	0.1	0.0	0.0	0	0.0	0.0
			52.25	52.75	0.50	0.3	0.0	0.0	1	0.7	0.0
			52.75	53.75	1.00	0.7	0.0	0.0	3	2.0	0.0
			53.75	54.75	1.00	0.6	0.0	0.0	2	1.5	0.0
			63.9	64.9	1.00	0.3	0.0	0.0	2	0.9	0.0
			64.9	66.15	1.25	0.5	0.0	0.0	2	1.0	0.0
			66.15	67.5	1.35	0.3	0.0	0.1	2	1.3	0.0
			67.5	68.5	1.00	0.8	0.0	0.0	6	3.8	0.1
			68.5	69.5	1.00	0.7	0.0	0.1	4	3.8	0.0
			69.5	70.5	1.00	1.4	0.0	0.1	5	2.7	0.0
			70.5	71.5	1.00	0.2	0.0	0.1	2	0.7	0.0
			71.5	72.8	1.30	0.1	0.0	0.0	0	0.1	0.0
			76.5	77.5	1.00	0.1	0.0	0.0	1	0.1	0.0
			77.5	78.5	1.00	0.1	0.0	0.0	1	0.1	0.0
			78.5	79.5	1.00	0.0	0.0	0.0	0	0.0	0.0
			79.5	80.5	1.00	0.1	0.0	0.0	1	0.2	0.0
			80.5	81.85	1.35	0.0	0.0	0.0	0	0.0	0.0
			81.85	82.8	0.95	0.3	0.0	0.0	2	0.3	0.0
			82.8	83.8	1.00	0.3	0.0	0.0	2	0.1	0.0
			83.8	84.8	1.00	1.2	0.0	0.0	4	0.3	0.0
			84.8	85.8	1.00	0.2	0.0	0.0	1	0.1	0.0
			85.8	86.8	1.00	0.2	0.0	0.0	1	0.2	0.0
			86.8	87.9	1.10	0.2	0.0	0.1	1	0.2	0.0
		87.9	88.9	1.00	0.1	0.0	0.0	1	0.2	0.0	
		88.9	89.9	1.00	0.2	0.0	0.0	1	0.2	0.0	
		89.9	90.9	1.00	0.0	0.0	0.0	0	0.2	0.0	
		90.9	91.9	1.00	0.3	0.0	0.0	2	0.3	0.0	
		116.2	117.2	1.00	0.3	0.0	0.0	1	0.1	0.0	
		117.2	118.2	1.00	0.2	0.0	0.0	1	0.1	0.0	
		118.2	119.2	1.00	0.3	0.0	0.0	1	0.1	0.0	
		119.2	120.2	1.00	0.2	0.0	0.0	1	0.1	0.0	
		120.2	121.2	1.00	0.1	0.0	0.0	0	0.1	0.0	
		121.2	122.2	1.00	1.3	0.0	0.1	4	0.4	0.0	
		122.2	123.05	0.85	0.8	0.0	0.2	2	0.2	0.0	
		123.05	124.05	1.00	0.1	0.0	0.0	0	0.1	0.0	
		124.05	125.05	1.00	0.1	0.0	0.0	0	0.0	0.0	
		125.05	126.05	1.00	0.1	0.0	0.0	0	0.0	0.0	
		126.05	127.05	1.00	0.2	0.0	0.0	1	0.1	0.0	
		127.05	128.05	1.00	0.5	0.0	0.0	2	0.3	0.0	
		128.05	129.05	1.00	0.4	0.0	0.0	1	0.2	0.0	

Target	Hole ID	From m	To m	Length m	Cu %	Pb %	Zn %	Ag g/t	Au g/t	Bi %	
		129.05	130.05	1.00	0.2	0.0	0.0	0	0.2	0.0	
		130.05	130.75	0.70	0.2	0.0	0.0	1	0.1	0.0	
		130.75	131.75	1.00	0.8	0.0	0.0	4	1.0	0.0	
		131.75	133.1	1.35	0.7	0.0	0.1	2	0.3	0.0	
	10DDFN034	129.8	130.8	1.00	0.0	0	0	0	0.1	0	
		130.8	131.8	1.00	0.4	0.0	0.0	2	0.6	0.0	
		131.8	132.8	1.00	1.0	0.0	0.0	8	1.1	0.0	
		132.8	133.8	1.00	3.6	0.1	0.0	54	85.5	0.9	
		133.8	134.8	1.00	0.4	0.0	0.0	2	1.2	0.0	
		134.8	135.65	0.85	0.3	0.0	0.0	2	3.0	0.0	
		135.65	136.15	0.50	0.3	0.0	0.0	2	3.4	0.0	
		136.15	136.85	0.70	0.1	0.0	0.0	1	0.8	0.0	
		Composite	131.8	136.85	5.05	1.1	0	0.0	13	18.3	0
		136.85	137.35	0.50	0.3	0.0	0.0	1	0.3	0.0	
		137.35	138.35	1.00	0.1	0.0	0.0	0	0.1	0.0	
		138.35	139.35	1.00	0.1	0.0	0.0	0	0.0	0.0	
		139.35	140.35	1.00	0.1	0.0	0.0	0	0.1	0.0	
		140.35	141.35	1.00	0.4	0.0	0.0	2	1.3	0.0	
		141.35	141.9	0.55	0.1	0.0	0.0	0	0.3	0.0	
Northern CuAu Zone	61DDFN010	25.86	27.5	1.64	7.4						
		27.5	29.58	2.08	4.6						
		29.58	30.66	1.08	2.1						
	Composite	25.86	30.66	4.80	5.0						
		30.66	33.43	2.77	0.2						
		33.43	33.67	0.24	1.3						
		33.67	34.55	0.88	6.6						
	61DDFN025	36.9	38.35	1.45	1.1						
		38.35	39.4	1.05	5.3						
		39.4	40.86	1.46	2.8						
	Composite	36.9	40.86	3.96	2.8						
	83DDFN019	1.25	3.65	2.40	1.0				0.0		
		8.6	12.35	3.75	2.1				0.9		
	84DDFN004	16	18.5	2.50	0.8						
		18.5	20	1.50	1.5						
		20	22	2.00	1.4						
		23.05	24.4	1.35	2.5						
		Composite	18.5	24.4	5.90	1.4					
31.05		31.6	0.55	0.9							
45.9		46.25	0.35	2.9							
48.1		48.45	0.35	1.8							
49.7	50.65	0.95	0.2								
50.65	51.7	1.05	1.4								
Albenius CuAu Zone	84DDFN005	89.38	89.73	0.35	3.3			14	0.0		
		89.73	91.05	1.32	6.9			38	2.7		
		93.25	94.26	1.01	12.0			55	3.2		
		94.65	95.71	1.06	4.3			20	0.6		
		Composite	89.38	95.71	6.33	4.3			21	1.2	
	95.71	98.05	2.34	1.2			6				
	98.05	98.75	0.70	1.9			8	1.4			
	91DDFN016	97.75	100.14	2.39	0.4						
		105.2	107.55	2.35	1.7						
		107.55	111.2	3.65	1.9				0.6	0.0	
		111.2	114.2	3.00	2.9				0.4	0.0	
114.2		116.16	1.96	1.5							
Composite	105.2	116.16	10.96	2.0							
Deep Project	85DDFN008	252.5	253.7	1.20	0.3	0	0.1	2		0.01	
		253.7	253.76	0.06	8.1	0	0.2	20	0.4	0.01	
		253.92	254.18	0.26	6.2	0	0.2	15	0.1	0.01	
		254.18	254.25	0.07	2.1	0	0.1	8	0.1	0.01	
		254.25	254.65	0.40	0.7	0	0.1	4	0.1	0.01	
		254.65	255.5	0.85	2.1	0	0.0	16	0.1	0.02	
		Composite	253.7	255.5	1.80	2.4	0.1	0.1	12	0.1	0.01
	255.5	255.7	0.20	0.2	0	0.1	7	0.0	0.01		
	82DDFN010	16.25	17.23	0.98	0.3						
		17.23	20.95	3.72				175	0.0		
		17.23	19.6	2.37	0.6	3	7.0	175	0.5		
		19.6	20.95	1.35	1.0	0	1.9	175	0.5		
		20.95	22.53	1.58	0.7	0	0.4				
		22.53	24.42	1.89	2.1	0	1.0	360	0.5		
		22.53	31.15	8.62				360	0.5		
		24.42	28.16	3.74	1.2			360	0.5		

Target	Hole ID	From m	To m	Length m	Cu %	Pb %	Zn %	Ag g/t	Au g/t	Bi %
		24.42	29.16	4.74	1.2	1				
		28.16	31.15	2.99	1.4			360	0.5	
		29.16	31.15	1.99	1.4	3				
		31.15	37.27	6.12				82	0.0	
		31.15	32.08	0.93	0.5	1	1.4	82	0.5	
		32.08	33.7	1.62	0.3	0		82	0.5	
		33.7	34.65	0.95	0.3	0		82	0.5	
		34.65	36.18	1.53	0.4	1	1.1	82	0.5	
		36.18	37.27	1.09	0.5	0		82	0.5	
		37.27	43.58	6.31				102	0.0	
		37.27	38.5	1.23	0.7		0.7	102	0.0	
		38.5	39.84	1.34	0.4		0.7	102	0.0	
		39.84	42.06	2.22	0.5	0	1.4	102	0.0	
		42.06	43.58	1.52	0.6	1	1.3	102	0.0	
		43.58	47.02	3.44				225	0.0	
		43.58	45.65	2.07	0.6	3	4.0	225	0.0	
		45.65	47.02	1.37	0.3	7	3.9	225	0.0	
		47.02	48.08	1.06	0.0	7	3.9			
		331.86	332.5	0.64	0.9			7		
		331.86	337.46	5.60	0.9					
		337.46	338.82	1.36	1.2			8	2.0	
		337.46	343.14	5.68	1.2					
		343.14	344.78	1.64	0.3	0	0			
		343.14	356.25	13.11	0.3	0	0			
		356.25	357.55	1.30	0.3			4		
		356.75	357.55	0.80				4		
		377.22	380.35	3.13				3	0.0	
		377.22	379.2	1.98	0.5			3	0.0	
		379.2	380.35	1.15	0.2			3	0.0	
		380.35	382.55	2.20	0.4	0	0	8		
		393.5	394.13	0.63	0.9			5	0.0	
		405.46	407.25	1.79	4.2	0	0.1	21	6.0	
		407.25	408.3	1.05	2.8			16	1.2	
		408.3	409.3	1.00	1.8			10	0.6	
		409.3	410.45	1.15	1.6			14	0.8	
	Composite	405.46	410.45	4.99	2.8	0	0.1	16	2.7	0.00
		410.45	411.03	0.58	0.3			5	0.0	
	87DDFN024	609.35	610.3	0.95	0.2				0	0.01
		610.3	610.45	0.15	8.6				0.7	0.01
		610.45	611.2	0.75	0.9				0.2	0.01
	Composite	610.3	611.2	0.90	2.2				0.3	0.01
		615.77	615.8	0.03	0.1				0.3	0.19
		616	616.05	0.05	0.0				0.3	0.07
		626.95	627.2	0.25	0.1				0.4	0.01
		627.2	627.5	0.30	0.2				0.1	0.01
Eastern CuAu Lower Zone	09DDFN013	152.3	154.3	2	0.0	0.0	0.0	0	0.0	0.00
		154.3	155.3	1	0.1	0.0	0.0	0	0.1	0.00
		155.3	156.2	0.9						
		156.2	156.35	0.15						
		156.35	157.35	1	0.5	0.0	0.0	2	0.4	0.00
		157.35	158.3	0.95						
		158.3	159.3	1	0.9	0.0	0.1	4	1.1	0.00
		159.3	160.3	1	0.0	0.0	0.0	0	0.0	0.00
		160.3	161.3	1	0.2	0.0	0.0	1	0.1	0.00
		161.3	162.3	1	0.1	0.0	0.0	1	0.1	0.00
		162.3	162.9	0.6	0.3	0.0	0.0	2	0.3	0.00
		162.9	163.9	1	0.1	0.0	0.0	1	0.2	0.00
		163.9	165.4	1.5	0.1	0.0	0.0	1	0.0	0.00
		165.4	165.95	0.55	0.4	0.0	0.0	2	0.5	0.02
		165.95	166.85	0.9	0.0	0.0	0.0	0	0.0	0.00
		166.85	167.85	1	0.1	0.0	0.0	1	0.0	0.00
		167.85	168.85	1	0.1	0.0	0.0	1	0.1	0.00
		168.85	169.35	0.5	0.4	0.0	0.0	2	0.2	0.00
		169.35	170.35	1	0.1	0.0	0.0	1	0.1	0.00
		170.35	171.35	1	0.0	0.0	0.0	0	0.0	0.00
		171.35	171.5	0.15	0.0	0.0	0.0	0	0.0	0.00
		171.5	172.5	1	0.1	0.0	0.0	1	0.1	0.00
		172.5	173	0.5	0.7	0.0	0.0	3	0.1	0.00
		173	174.5	1.5						
		174.5	174.7	0.2						
		174.7	175.7	1						

Target	Hole ID	From m	To m	Length m	Cu %	Pb %	Zn %	Ag g/t	Au g/t	Bi %
		175.7	176.7	1						
		176.7	178	1.3	0.0	0.0	0.0	0	0.0	0.00
		178	178.3	0.3	0.3	0.0	0.0	2	0.1	0.00
		178.3	179.3	1	0.0	0.0	0.0	0	0.0	0.00
		179.3	179.8	0.5	1.1	0.0	0.0	6	0.6	0.02
		179.8	180.6	0.8	0.0	0.0	0.0	0	0.0	0.00
		180.6	181.05	0.45	0.3	0.0	0.0	1	0.1	0.00
		181.05	181.8	0.75	0.1	0.0	0.0	0	0.0	0.00
		181.8	182.8	1	0.2	0.0	0.0	1	0.1	0.00
		182.8	183.5	0.7	1.1	0.0	0.0	4	0.1	0.00
		183.5	184.5	1	0.1	0.0	0.0	0	0.0	0.00
		184.5	185.5	1	0.3	0.0	0.0	1	0.0	0.00
		185.5	186.5	1	0.2	0.0	0.0	1	0.0	0.00
		186.5	187.5	1	0.1	0.0	0.0	1	0.0	0.00
		187.5	188.5	1	0.1	0.0	0.0	0	0.0	0.00
		188.5	189.5	1	0.0	0.0	0.0	0	0.0	0.00
		189.5	190.5	1	0.0	0.0	0.0	1	0.0	0.00
		190.5	191.5	1	0.2	0.0	0.0	1	0.0	0.00
		191.5	192.5	1	0.0	0.0	0.0	0	0.0	0.00
		192.5	193.3	0.8	0.4	0.0	0.0	1	0.1	0.00
		193.3	194.3	1						
		194.3	195.3	1						
		195.3	196.3	1	0.2	0.0	0.0	1	0.1	0.00
		196.3	197.3	1	0.1	0.0	0.0	1	0.6	0.03
		197.3	198.3	1	0.0	0.0	0.0	0	0.0	0.00
		198.3	199.3	1	0.1	0.0	0.0	1	0.5	0.01
		199.3	200.3	1	0.1	0.0	0.0	1	0.3	0.02
		200.3	201.3	1	0.0	0.0	0.0	1	0.2	0.01
		201.3	202.3	1	0.0	0.0	0.0	1	0.1	0.00
		202.3	203.3	1	0.1	0.0	0.0	0	0.4	0.01
		203.3	204.3	1	0.1	0.0	0.0	1	0.1	0.00
		204.3	205.3	1	0.3	0.0	0.0	9	0.9	0.08
		205.3	206.3	1	0.1	0.0	0.0	1	0.1	0.00
		206.3	207.1	0.8						
		207.1	208.1	1						
		208.1	209	0.9						
		209	210	1	0.6	0.0	0.0	3	0.2	0.00
		210	211	1	0.0	0.0	0.0	0	0.0	0.00
		211	211.6	0.6	0.4	0.0	0.0	2	0.1	0.00
		211.6	212.6	1	0.0	0.0	0.0	0	0.0	0.00
		212.6	213.6	1	0.1	0.0	0.0	1	0.1	0.00
		213.6	214.6	1	0.0	0.0	0.0	0	0.0	0.00
		214.6	215.5	0.9	0.0	0.0	0.0	0	0.0	0.00
		215.5	216.5	1						
		216.5	217.5	1	0.2	0.0	0.0	1	0.1	0.00
		217.5	218.5	1						
		218.5	219	0.5						
		219	219.5	0.5						
		219.5	219.8	0.3						
		219.8	220.3	0.5	0.0	0.0	0.0	0	0.7	0.02
		220.3	220.8	0.5						
		220.8	221.15	0.35						
		221.15	222.15	1						
		222.15	222.8	0.65						
		222.8	223	0.2						
		223	224	1						
		224	225	1						
		225	226	1	0.1	0.0	0.0	1	0.1	0.00
		226	227	1	0.2	0.0	0.0	1	0.1	0.00
		227	228.85	1.85	0.1	0.0	0.0	1	0.0	0.00
		228.85	229.85	1	0.1	0.0	0.0	1	0.1	0.01
		229.85	230.85	1	0.0	0.0	0.0	0	0.0	0.00
		230.85	232.85	2	0.0	0.0	0.0	0	0.5	0.01
		232.85	234.85	2	0.0	0.0	0.0	2	1.2	0.05
		234.85	236.85	2	0.0	0.0	0.0	1	0.5	0.01
		236.85	238.85	2	0.0	0.0	0.0	0	0.0	0.00
		238.85	240.85	2	0.1	0.0	0.0	0	0.1	0.00
		240.85	241.85	1	0.4	0.0	0.0	2	4.9	0.02
		241.85	242.85	1	0.0	0.0	0.0	0	0.0	0.00
		242.85	244	1.15	0.1	0.0	0.0	0	0.8	0.01
		244	244.65	0.65	0.4	0.0	0.0	3	10.6	0.08

Target	Hole ID	From m	To m	Length m	Cu %	Pb %	Zn %	Ag g/t	Au g/t	Bi %	
		244.65	245.65	1	0.0	0.0	0.0	0	0.3	0.00	
		245.65	246.65	1	0.0	0.0	0.0	0	0.0	0.00	
		246.65	247.65	1	0.1	0.0	0.0	0	0.3	0.00	
		247.65	248.65	1	0.0	0.0	0.0	0	0.0	0.00	
		248.65	249.65	1	0.1	0.0	0.0	1	0.3	0.00	
		249.65	250.65	1	0.0	0.0	0.0	0	0.1	0.00	
		250.65	251.65	1	0.0	0.0	0.0	0	0.1	0.00	
		251.65	252.65	1	0.0	0.0	0.0	0	0.0	0.00	
		252.65	253.65	1	0.0	0.0	0.0	0	0.0	0.00	
		253.65	254.65	1	0.0	0.0	0.0	0	0.1	0.00	
		254.65	255.45	0.8	0.6	0.0	0.0	3	0.4	0.00	
		255.45	256.2	0.75	0.1	0.0	0.0	0	0.0	0.00	
		256.2	257.2	1	0.0	0.0	0.0	0	0.1	0.00	
		257.2	258.2	1	0.0	0.0	0.0	0	0.0	0.00	
		258.2	259.2	1	0.0	0.0	0.0	0	0.0	0.00	
		259.2	260.2	1	0.0	0.0	0.0	0	0.2	0.01	
		260.2	260.8	0.6	0.7	0.0	0.0	16	4.1	0.23	
		260.8	262	1.2	0.3	0.0	0.0	1	0.2	0.00	
		262	263	1	0.0	0.0	0.0	0	0.1	0.00	
		263	264	1	0.0	0.0	0.0	0	0.0	0.00	
		264	265	1	0.0	0.0	0.0	0	0.2	0.00	
		265	266	1	0.0	0.0	0.0	0	0.0	0.00	
		266	267	1	0.0	0.0	0.0	0	0.0	0.00	
		267	268	1	0.0	0.0	0.0	0	0.0	0.00	
		268	269	1	0.0	0.0	0.0	0	0.0	0.00	
		269	270	1	0.0	0.0	0.0	0	0.1	0.00	
		270	271	1	0.0	0.0	0.0	0	0.1	0.00	
		271	272	1	0.0	0.0	0.0	0	0.0	0.00	
		272	273	1	0.0	0.0	0.0	0	0.3	0.00	
		273	274	1	0.0	0.0	0.0	0	0.1	0.00	
		274	275	1	0.2	0.2	0.0	27	29.6	0.00	
		275	275.5	0.5	0.2	0.1	0.0	15	36.5	0.45	
		275.5	276.2	0.7	0.1	0.0	0.0	11	46.8	0.22	
		276.2	277.2	1	0.3	0.0	0.0	1	2.0	0.02	
	Composite	274	277.2	3.2	0.2	0.1	0.0	13	25.8	0.12	
		277.2	278.2	1	0.7	0.0	0.0	2	1.0	0.00	
		278.2	279.2	1	0.5	0.0	0.0	1	0.5	0.00	
		279.2	279.8	0.6	2.9	0.0	0.0	9	1.1	0.00	
		279.8	280.3	0.5	0.0	0.0	0.0	0	0.2	0.00	
		280.3	281.3	1	0.4	0.0	0.0	2	0.7	0.00	
		281.3	282.3	1	0.4	0.0	0.0	2	1.7	0.02	
		282.3	283.3	1	0.2	0.0	0.0	1	0.6	0.00	
		283.3	284.3	1	0.5	0.0	0.0	2	0.5	0.00	
	Composite	274	284.3	10.30	0.5	0.0	0.0	6	8.6	0.04	
		284.3	285.3	1	0.3	0.0	0.0	2	0.2	0.00	
		285.3	286	0.7	0.4	0.0	0.0	2	0.2	0.00	
		286	287	1	0.1	0.0	0.0	1	0.1	0.00	
		287	288	1	0.1	0.0	0.0	0	0.0	0.00	
Western CuAu Zone	72DDFN026	0	7.15	7.15	7.2			75	1.1		
		28.5	29.3	0.8	0.3						
		29.3	31.1	1.8	0.1						
		31.1	34.57	3.47	0.4						
		34.57	36.7	2.13	0.7						
		36.7	39.71	3.01	1.0						
		39.71	40.6	0.89	1.6						
		40.6	42.25	1.65	0.2						
		42.25	43.7	1.45	0.3						
		43.7	46.9	3.2	1.9			17	0.6	0.00	
		46.9	47.9	1	0.2			13	0.1	0.01	
		47.9	49.55	1.65	1.0			9	0.8	0.00	
		49.55	51.27	1.72	0.9			8	0.7	0.00	
		51.27	55.64	4.37	0.4						
		55.64	60.14	4.5	0.3						
		60.14	60.85	0.71	3.1						
		60.85	62.13	1.28	0.2						
			10DDFN020	50.6	51.1	0.5	0.6	0.0	0.1	3	0.3
		51.1		51.8	0.7	0.4	0.0	0.0	2	0.3	0.00
		51.8		52.55	0.75	0.1	0.0	0.0	1	0.1	0.00
		52.55		53.55	1	0.0	0.0	0.0	0	0.0	0.00
		53.55		54.25	0.7	0.1	0.0	0.0	0	0.0	0.00
		54.25		54.85	0.6	0.2	0.0	0.0	1	0.2	0.00

Target	Hole ID	From m	To m	Length m	Cu %	Pb %	Zn %	Ag g/t	Au g/t	Bi %
		54.85	55.15	0.3	0.1	0.0	0.0	0	0.0	0.00
		55.15	55.65	0.5	0.9	0.0	0.0	4	0.5	0.00
		55.65	56.15	0.5	0.5	0.0	0.0	2	0.2	0.00
		56.15	57.55	1.4	0.1	0.0	0.0	1	0.0	0.00
		57.55	58.05	0.5	0.7	0.0	0.0	3	0.3	0.00
		58.05	58.55	0.5	2.5	0.0	0.0	12	0.6	0.01
		58.55	59.05	0.5	1.4	0.0	0.0	6	0.3	0.01
		59.05	59.75	0.7	0.8	0.0	0.0	4	0.3	0.00
		59.75	60.75	1	0.2	0.0	0.0	1	0.1	0.00
		60.75	61.55	0.8	0.0	0.0	0.0	0	0.0	0.00
		61.55	62.05	0.5	0.2	0.0	0.0	1	0.3	0.00
		62.05	64.05	2	0.0	0.0	0.0	0	0.0	0.00
		64.05	66.05	2	0.1	0.0	0.0	1	0.1	0.00
		66.05	68.05	2	0.3	0.0	0.0	1	0.1	0.00
		68.05	70.05	2	0.0	0.0	0.0	0	0.1	0.00
		70.05	72.05	2	0.0	0.0	0.0	0	0.2	0.00
		72.05	74.05	2	0.0	0.0	0.0	0	0.0	0.00
		74.05	75.05	1	0.0	0.0	0.0	0	0.1	0.00
		75.05	75.55	0.5	0.0	0.0	0.0	1	0.2	0.02
		75.55	76.05	0.5	0.0	0.0	0.0	0	0.0	0.00
		76.05	77.05	1	0.0	0.0	0.0	0	0.1	0.00
		77.05	78.05	1	0.0	0.0	0.0	0	0.1	0.00
		78.05	79.05	1	0.1	0.0	0.0	0	0.0	0.00
		79.05	80.05	1	0.0	0.0	0.0	0	0.0	0.00
		80.05	81.75	1.7	0.1	0.0	0.0	1	0.1	0.01
		81.75	82.75	1	0.5	0.0	0.0	3	0.3	0.00
		82.75	83.75	1	0.9	0.6	0.0	25	0.6	0.03
		83.75	84.35	0.6	0.8	0.0	0.0	5	0.4	0.00
		84.35	85.35	1	1.3	0.0	0.1	7	0.6	0.00
		85.35	86.75	1.4	1.1	0.0	0.0	6	0.4	0.00
		88.6	89.6	1	0.1	0.0	0.0	1	0.0	0.00
		89.6	90.7	1.1	0.3	0.0	0.0	2	0.1	0.00
		90.7	91.9	1.2	0.2	0.0	0.0	1	0.1	0.00
		91.9	92.9	1	0.2	0.0	0.0	1	0.1	0.00
		92.9	93.9	1	0.2	0.0	0.0	1	0.1	0.00
		93.9	94.9	1	0.4	0.0	0.1	3	0.3	0.00
		94.9	95.9	1	0.8	0.0	0.1	5	0.2	0.00
		95.9	97.1	1.2	1.6	0.6	0.3	46	0.8	0.01
		97.1	97.6	0.5	7.6	0.0	1.1	45	7.4	0.00
		97.6	98.2	0.6	2.6	0.0	0.6	15	1.5	0.00
		98.2	99.2	1	0.5	0.0	0.2	4	0.2	0.00
		99.2	100.2	1	0.3	0.0	0.2	2	0.1	0.00
		100.2	101.2	1	0.2	0.0	0.1	1	0.1	0.00
		101.2	102.2	1	0.8	0.3	1.2	13	0.3	0.00
		102.2	103.4	1.2	0.6	0.0	0.6	13	0.4	0.00
		122	123	1	0.1	0.0	0.0	1	0.1	0.00
		123	124	1	0.8	0.1	0.4	16	0.3	0.00
		124	126	2	0.9	0.1	0.4	16	0.5	0.00
		128	129	1	0.1	0.1	0.4	2	0.1	0.00
		129	130	1	0.5	0.6	1.9	14	0.1	0.00
		130	131	1	0.2	0.2	1.0	6	0.1	0.00
		131	132.3	1.3	0.0	0.0	0.3	2	0.0	0.00
		132.3	133.3	1	0.1	0.1	0.4	3	0.1	0.00
		133.3	134.3	1	0.9	0.0	0.2	13	1.0	0.00
		134.3	135.3	1	3.6	0.2	5.1	70	4.0	0.00
		135.3	136.3	1	1.9	0.4	12.0	49	0.9	0.00
		136.3	137.3	1	2.2	1.1	10.0	79	1.1	0.01
		137.3	138.3	1	3.1	2.4	6.9	165	9.6	0.02
		138.3	139.3	1	2.2	1.5	8.4	76	1.0	0.01
		139.3	140.3	1	0.8	2.7	4.9	108	0.5	0.02
		140.3	141.3	1	1.0	1.8	5.4	78	0.9	0.02
		141.3	142.3	1	4.5	0.6	3.3	77	2.6	0.01
		142.3	143.3	1	1.9	0.4	1.8	44	2.1	0.00
		143.3	144.3	1	4.3	0.7	2.6	88	3.4	0.01
		144.3	145.3	1	2.0	0.1	0.6	38	2.7	0.00
		145.3	146.15	0.85	3.2	0.4	0.9	67	2.8	0.01
	Composite	134.3	146.15	11.85	2.5	1.0	5.2	78	2.6	0.01
	11DDFN037	6.5	7.5	1	0.1	0.0	0.0	3	0.9	0.07
		7.5	8.5	1	0.1	0.0	0.0	1	0.1	0.00
		8.5	9.5	1	0.3	0.0	0.0	3	0.3	0.00
		9.5	10.5	1	0.1	0.0	0.0	1	1.7	0.01

Target	Hole ID	From m	To m	Length m	Cu %	Pb %	Zn %	Ag g/t	Au g/t	Bi %
		10.5	11.5	1	0.0	0.0	0.0	0	0.1	0.00
		11.5	12.5	1	0.0	0.0	0.0	0	0.0	0.00
		59.3	60.3	1	0.0	0.0	0.0	1	0.0	0.00
		60.3	61.3	1	0.3	0.0	0.0	4	0.3	0.00
		61.3	61.75	0.45	0.4	0.0	0.0	6	1.0	0.01
		61.75	62.75	1	0.1	0.0	0.0	1	0.1	0.00
		62.75	63.75	1	0.0	0.0	0.0	1	0.2	0.00
		63.75	64.75	1	0.1	0.0	0.0	1	0.1	0.00
		64.75	65.75	1	0.0	0.0	0.0	0	0.0	0.00
		65.75	66.75	1	0.1	0.0	0.0	1	0.1	0.00
		66.75	67.75	1	0.1	0.0	0.0	1	0.0	0.00
		67.75	68.75	1	0.2	0.0	0.0	3	0.3	0.00
		68.75	69.75	1	0.0	0.0	0.0	0	0.0	0.00
		69.75	70.75	1	0.0	0.0	0.0	0	0.1	0.00
		70.75	71.75	1	0.0	0.0	0.0	1	0.2	0.00
		71.75	72.75	1	0.0	0.0	0.0	0	0.1	0.00
		72.75	73.75	1	0.0	0.0	0.0	0	0.0	0.00
		73.75	74.75	1	0.0	0.0	0.0	1	0.4	0.00
		74.75	75.75	1	0.1	0.0	0.0	1	1.1	0.00
		75.75	76.75	1	0.0	0.0	0.0	1	0.7	0.00
		76.75	77.75	1	0.0	0.0	0.0	1	0.1	0.00
		77.75	78.75	1	0.0	0.0	0.0	1	0.6	0.00
		78.75	79.75	1	0.1	0.0	0.0	1	0.1	0.00
		79.75	80.75	1	0.6	0.0	0.1	6	0.9	0.00
		80.75	81.75	1	0.1	0.0	0.0	1	0.1	0.00
		81.75	82.75	1	0.1	0.0	0.0	1	0.0	0.00
		82.75	83.75	1	0.0	0.0	0.0	0	0.0	0.00
		83.75	84.75	1	0.1	0.0	0.1	2	0.1	0.00
		84.75	85.75	1	0.1	0.0	0.0	1	0.0	0.00
		85.75	86.75	1	0.1	0.0	0.0	1	0.0	0.00
		86.75	87.75	1	0.6	0.0	0.1	5	0.1	0.00
		87.75	88.75	1	0.1	0.0	0.0	1	0.0	0.00
		88.75	89.75	1	0.4	0.0	0.1	6	0.2	0.00
		89.75	90.75	1	0.0	0.0	0.0	1	0.0	0.00
		90.75	91.75	1	0.3	0.0	0.1	4	0.2	0.00
		91.75	92.75	1	0.2	0.0	0.0	2	0.1	0.00
		92.75	93.75	1	0.5	0.0	0.1	8	0.3	0.00
		93.75	94.9	1.15	3.0	0.0	0.2	37	1.2	0.01
		94.9	95.9	1	0.5	0.0	0.1	7	0.2	0.00
		95.9	96.9	1	0.2	0.0	0.1	3	0.2	0.00
		96.9	97.9	1	0.2	0.0	0.1	3	0.2	0.00
		97.9	98.9	1	0.5	0.0	0.1	6	0.1	0.00
		98.9	99.9	1	0.3	0.0	0.3	4	0.1	0.00
		99.9	100.9	1	0.3	0.0	0.2	5	0.2	0.00
		100.9	101.9	1	0.4	0.0	0.6	7	0.4	0.00
		101.9	102.9	1	0.2	0.0	0.2	4	0.1	0.00
		102.9	103.9	1	0.4	0.0	0.5	5	0.0	0.00
		103.9	104.9	1	0.1	0.0	0.1	2	0.1	0.00
		104.9	105.9	1	0.5	0.0	0.3	7	0.2	0.00
		105.9	106.9	1	0.6	0.0	0.4	9	0.3	0.00
		106.9	107.9	1	0.6	0.0	0.3	9	0.4	0.00
		107.9	108.9	1	0.9	0.0	0.5	13	0.8	0.00
		108.9	109.9	1	0.3	0.0	0.1	6	0.2	0.00
		109.9	110.9	1	0.5	0.0	0.2	7	0.4	0.00
		110.9	111.9	1	1.5	0.0	0.2	17	0.2	0.00
		111.9	112.4	0.5	0.6	0.0	0.2	8	0.3	0.00
		112.4	113.15	0.75	9.4	0.1	1.6	199	43.1	0.00
		113.15	114.15	1	1.1	0.1	0.5	22	0.1	0.00
		114.15	115.15	1	0.1	0.1	0.5	6	0.0	0.00
		131.9	132.9	1	0.0	0.1	0.1	2	0.0	0.00
		132.9	133.9	1	0.1	0.1	0.1	4	0.6	0.00
		133.9	134.9	1	0.1	0.0	0.0	5	0.4	0.01
		134.9	135.9	1	0.6	0.0	0.1	7	0.1	0.00
		135.9	136.9	1	0.2	0.0	0.0	3	0.1	0.00
		136.9	137.9	1	0.2	0.0	0.0	3	0.1	0.00
		137.9	138.9	1	0.2	0.0	0.0	2	0.0	0.00
		138.9	139.9	1	0.1	0.0	0.0	1	0.2	0.00
		139.9	140.9	1	0.3	0.0	0.1	3	0.2	0.00
		140.9	141.9	1	0.3	0.0	0.1	3	0.5	0.00
		141.9	142.9	1	0.4	0.0	0.1	5	0.2	0.01
		142.9	143.9	1	0.3	0.0	0.1	4	0.4	0.00

Target	Hole ID	From m	To m	Length m	Cu %	Pb %	Zn %	Ag g/t	Au g/t	Bi %
		143.9	144.9	1	0.4	0.0	0.1	4	0.4	0.00
		144.9	145.9	1	0.4	0.0	0.1	3	0.3	0.01
		145.9	146.9	1	0.4	0.0	0.1	3	0.3	0.00
		146.9	147.9	1	0.2	0.0	0.0	4	0.3	0.01
		147.9	148.9	1	0.5	0.0	0.1	6	0.7	0.01
		148.9	149.9	1	1.1	0.1	0.1	14	0.5	0.02
		149.9	150.9	1	0.8	0.0	0.1	8	0.7	0.00
		150.9	151.9	1	0.9	0.0	0.1	8	0.3	0.00
		151.9	152.9	1	0.5	0.0	0.1	4	0.2	0.00
		152.9	153.9	1	0.3	0.0	0.1	3	0.7	0.00
		153.9	154.9	1	0.1	0.0	0.0	2	0.0	0.00
		154.9	155.9	1	0.6	0.0	0.1	6	0.3	0.00
		155.9	157	1.1	0.3	0.0	0.1	4	0.2	0.00
		157	158.05	1.05	2.1	0.1	0.2	28	2.6	0.01
		158.05	159.05	1	0.1	0.0	0.1	1	0.1	0.00
		159.05	160.05	1	0.2	0.0	0.0	2	0.2	0.00
		160.05	161.05	1	0.5	0.0	0.2	4	0.7	0.00
		161.05	162.05	1	0.5	0.0	0.1	5	0.8	0.00
		162.05	162.55	0.5	0.7	0.1	0.4	10	0.9	0.00
		162.55	163.05	0.5	0.4	0.0	0.0	3	0.5	0.00
		163.05	163.75	0.7	0.4	0.0	0.2	3	0.4	0.00
		163.75	164.75	1	1.1	0.1	0.7	10	0.8	0.00
		164.75	165.75	1	0.5	0.0	0.3	3	0.3	0.00
		165.75	166.25	0.5	0.4	0.0	0.2	2	0.1	0.00
		166.25	167.25	1	1.4	0.2	1.1	25	0.5	0.01
		167.25	168.25	1	0.3	0.0	1.6	3	0.1	0.00
		168.25	169.25	1	0.2	0.0	0.7	2	0.1	0.00
		169.25	169.75	0.5	1.3	0.1	0.9	14	1.3	0.00
		169.75	170.75	1	0.2	0.1	0.6	3	0.3	0.00
		170.75	171.75	1	0.2	0.2	0.4	4	0.2	0.00
		171.75	172.75	1	0.2	0.1	0.3	2	0.3	0.00
		172.75	173.75	1	0.6	0.1	0.4	4	0.1	0.00
		173.75	174.75	1	0.6	0.1	0.9	6	3.0	0.00
		174.75	175.75	1	1.0	0.1	0.8	9	1.8	0.00
		175.75	176.25	0.5	1.7	0.5	0.5	33	0.4	0.01
		176.25	177.25	1	0.3	0.0	0.2	2	0.1	0.00
		177.25	178.25	1	0.5	0.0	0.2	2	0.1	0.00
		178.25	179.25	1	0.6	0.0	0.3	3	0.4	0.00
	Composite	139.9	179.25	39.35	0.5	0.1	0.3	6	0.5	0.00
		179.25	180.25	1	0.2	0.0	0.1	0	0.0	0.00
		180.25	181.25	1	0.2	0.0	0.2	1	0.1	0.00
		181.25	182.25	1	0.4	0.2	1.7	7	0.2	0.00
		182.25	183.25	1	0.2	0.0	0.2	0	0.0	0.00
		183.25	184.25	1	0.2	0.0	0.1	0	0.0	0.00
		184.25	185.25	1	0.3	0.0	0.9	1	0.1	0.00
		185.25	186.25	1	0.3	0.1	0.8	7	0.1	0.01
		186.25	187.25	1	0.1	0.0	0.1	1	0.1	0.00
		187.25	188.25	1	0.1	0.0	0.1	1	0.0	0.00
		188.25	189.25	1	0.1	0.0	0.1	1	0.0	0.00
		189.25	190.25	1	0.1	0.0	0.0	0	0.0	0.00
		190.25	191.25	1	0.2	0.0	0.3	1	0.1	0.00
		191.25	192.25	1	0.0	0.1	0.2	1	0.0	0.00
		192.25	193.25	1	0.0	0.1	0.1	1	0.0	0.00
		193.25	194.75	1.5	0.1	0.4	0.2	7	0.0	0.01
		194.75	195.1	0.35	0.3	0.6	0.1	14	0.1	0.01
		195.1	196.1	1	0.8	0.1	0.1	2	0.2	0.00
		196.1	197.1	1	0.9	0.0	0.1	1	0.1	0.00
		197.1	198.1	1	0.6	0.2	0.1	5	0.1	0.00
		198.1	199.1	1	0.4	0.1	0.0	2	0.1	0.00
		199.1	200.1	1	0.2	0.1	0.1	2	0.0	0.00
		200.1	201.1	1	0.0	0.0	0.1	0	0.0	0.00
		201.1	202.1	1	0.0	0.0	0.1	0	0.0	0.00
		202.1	203.1	1	0.3	0.0	0.1	1	0.1	0.00
		203.1	204.1	1	0.2	0.0	0.1	0	0.1	0.00
		204.1	205.1	1	0.2	0.0	0.1	2	0.0	0.00
		205.1	206.1	1	0.0	0.0	0.0	1	0.0	0.00
		206.1	207.1	1	0.0	0.0	0.0	1	0.0	0.00
		207.1	208.1	1	0.1	0.0	0.0	1	0.0	0.00
		208.1	209.1	1	0.1	0.0	0.0	1	0.0	0.00
		209.1	210.1	1	0.1	0.0	0.0	1	0.0	0.00
		210.1	211.1	1	0.0	0.0	0.1	1	0.0	0.00

Target	Hole ID	From m	To m	Length m	Cu %	Pb %	Zn %	Ag g/t	Au g/t	Bi %
		211.1	212.3	1.2	0.3	0.0	0.1	2	0.1	0.00
		212.3	213.3	1	0.5	0.0	0.3	4	0.1	0.00
		213.3	214.3	1	0.7	0.0	0.1	5	0.5	0.00
		214.3	215.3	1	1.0	0.0	0.1	7	0.3	0.00
		215.3	216.3	1	0.4	0.0	0.0	3	0.1	0.00
		216.3	217.3	1	5.5	0.0	0.2	37	1.2	0.00
		217.3	217.8	0.5	11.0	0.0	0.4	67	3.2	0.00
		217.8	218.8	1	0.1	0.0	0.0	1	0.0	0.00
		218.8	219.8	1	0.1	0.0	0.0	1	0.0	0.00
		219.8	220.8	1	0.1	0.0	0.0	0	0.0	0.00
		220.8	221.8	1	1.2	0.0	0.1	8	0.2	0.02
		221.8	222.8	1	1.4	0.1	0.1	15	0.2	0.04
		222.8	223.8	1	0.5	0.2	0.2	13	0.2	0.09
		223.8	224.8	1	0.6	0.1	0.1	9	0.2	0.02
		224.8	225.8	1	0.4	0.0	0.6	3	0.2	0.00
		225.8	226.8	1	0.3	0.0	0.1	2	0.1	0.00
	Composite	211.1	226.8	15.7	1.2	0.0	0.2	9	0.3	0.01
		226.8	227.8	1	0.2	0.0	0.1	2	0.1	0.00
		227.8	228.8	1	0.1	0.0	0.0	1	0.0	0.00
		228.8	229.8	1	0.3	0.0	0.0	2	0.1	0.00
		229.8	230.8	1	0.5	0.0	0.0	3	0.2	0.00
		230.8	231.8	1	0.2	0.0	0.0	1	0.1	0.00
		231.8	232.8	1	0.0	0.0	0.0	0	0.0	0.00
		232.8	233.8	1	0.0	0.0	0.0	0	0.0	0.00
		233.8	234.8	1	0.1	0.0	0.0	0	0.0	0.00

APPENDIX B

Great Falun Project - 2012 JORC Table 1

Section 1 Sampling Techniques and Data

Criteria	JORC Code explanation	Commentary
Sampling techniques	<ul style="list-style-type: none"> Nature and quality of sampling (eg cut channels, random chips, or specific specialised industry standard measurement tools appropriate to the minerals under investigation, such as down hole gamma sondes, or handheld XRF instruments, etc). These examples should not be taken as limiting the broad meaning of sampling. Include reference to measures taken to ensure sample representivity and the appropriate calibration of any measurement tools or systems used Aspects of the determination of mineralisation that are Material to the Public Report. In cases where 'industry standard' work has been done this would be relatively simple (eg 'reverse circulation drilling was used to obtain 1 m samples from which 3 kg was pulverised to produce a 30 g charge for fire assay'). In other cases more explanation may be required, such as where there is coarse gold that has inherent sampling problems. Unusual commodities or mineralisation types (eg submarine nodules) may warrant disclosure of detailed information. 	<ul style="list-style-type: none"> Due to the historic nature of the above reported drillhole information, detailed information about sampling is not available and therefore the data can be unreliable. The drillholes and assays from 1961 to 1991 (prefix 61DDFN to 91DDFN) were drilled by Stora Kopparberget and followed the practices within Swedish mining industry. Traditionally, diamond drill core was split in half with a crusher where 50% of the core was sent for analysis. Drillholes and assays between 2009 to 2011 (prefix 09DDFN to 11DDFN) by ASX-listed Drake Resources Ltd were reported under the 2004 edition of the 'Australasian Code for Reporting of Exploration Results, Mineral Resources and Ore Reserves'. Some drillholes assayed by Stora were later re-analysed and reported by Drake Resources.
Drilling techniques	<ul style="list-style-type: none"> Drill type (eg core, reverse circulation, open-hole hammer, rotary air blast, auger, Bangka, sonic, etc) and details (eg core diameter, triple or standard tube, depth of diamond tails, face-sampling bit or other type, whether core is oriented and if so, by what method, etc). 	<ul style="list-style-type: none"> The above reported historic drillholes were drilled with a diamond drill rig. Specific details are not disclosed and therefore the data can be unreliable.
Drill sample recovery	<ul style="list-style-type: none"> Method of recording and assessing core and chip sample recoveries and results assessed. Measures taken to maximise sample recovery and ensure representative nature of the samples. Whether a relationship exists between sample recovery and grade and whether sample bias may have occurred due to preferential loss/gain of fine/coarse material. 	<ul style="list-style-type: none"> Due to the historic nature of above reported drillhole information, detailed information about drill sample recovery is not available and therefore the data can be unreliable.
Logging	<ul style="list-style-type: none"> Whether core and chip samples have been geologically and geotechnically logged to a level of detail to support appropriate Mineral Resource estimation, mining studies and metallurgical studies. Whether logging is qualitative or quantitative in nature. Core (or costean, channel, etc) photography. The total length and percentage of the relevant intersections logged. 	<ul style="list-style-type: none"> The historic drillholes herein have not been logged by Alicanto geologists and therefore the data can be unreliable. Written geology drill logs in (scanned) paper format exist for many of the historic drill holes, with rock type, mineralisation, alteration and sample intervals recorded (qualitative in nature).
Sub-sampling techniques and sample preparation	<ul style="list-style-type: none"> If core, whether cut or sawn and whether quarter, half or all core taken. If non-core, whether riffled, tube sampled, rotary split, etc and whether sampled wet or dry. For all sample types, the nature, quality and appropriateness of the sample preparation technique. Quality control procedures adopted for all sub-sampling stages to maximise representivity of samples. Measures taken to ensure that the sampling is representative of the in-situ material collected, including for instance results for field duplicate/second-half sampling. Whether sample sizes are appropriate to the grain size of the material being sampled. 	<ul style="list-style-type: none"> Due to the historic nature of above reported drillhole information, detailed information about sampling is not available and therefore the data can be unreliable. Traditionally, diamond drill core was split in half with a crusher where 50% of the core was sent for analysis.

Criteria	JORC Code explanation	Commentary
Quality of assay data and laboratory tests	<ul style="list-style-type: none"> The nature, quality and appropriateness of the assaying and laboratory procedures used and whether the technique is considered partial or total. For geophysical tools, spectrometers, handheld XRF instruments, etc, the parameters used in determining the analysis including instrument make and model, reading times, calibrations factors applied and their derivation, etc. Nature of quality control procedures adopted (eg standards, blanks, duplicates, external laboratory checks) and whether acceptable levels of accuracy (i.e. lack of bias) and precision have been established. 	<ul style="list-style-type: none"> Due to the historic nature of above reported drillhole information, detailed information about assaying is not available and therefore the data can be unreliable.
Verification of sampling and assaying	<ul style="list-style-type: none"> The verification of significant intersections by either independent or alternative company personnel. The use of twinned holes. Documentation of primary data, data entry procedures, data verification, data storage (physical and electronic) protocols. Discuss any adjustment to assay data. 	<ul style="list-style-type: none"> Due to the historic nature of above reported drillhole information, detailed information about assaying is not available and therefore the data can be unreliable.
Location of data points	<ul style="list-style-type: none"> Accuracy and quality of surveys used to locate drill holes (collar and down-hole surveys), trenches, mine workings and other locations used in Mineral Resource estimation. Specification of the grid system used Quality and adequacy of topographic control. 	<ul style="list-style-type: none"> Locations the subject of this release are estimated from third party reports and are approximations only. Drill traces from mine maps have been compared with the drill details (coordinate, azimuth, dip, length) stated on the paper logs. Historic Local Mine grid has previously been converted to Swedish RT90 by Stora Mine surveyor. Alicanto has converted all data into Sweref 99TM. Digital Elevation Data has been acquired from Lantmäteriet. No drill deviation data is included in the data, and some of the longer drill holes might have deviated more than what is shown in the figures.
Data spacing and distribution	<ul style="list-style-type: none"> Data spacing for reporting of Exploration Results. Whether the data spacing and distribution is sufficient to establish the degree of geological and grade continuity appropriate for the Mineral Resource and Ore Reserve estimation procedure(s) and classifications applied. Whether sample compositing has been applied. 	<ul style="list-style-type: none"> Locations the subject of this release are estimated from third party reports and are approximations only. The reported zones vary in what main commodity they contain (zinc/ copper/ gold), and pre-1992 analyses often lack gold and silver analyses in some zones. There is enough data for a robust geological interpretation. No Resource Estimation Procedure has been initiated at this stage.
Orientation of data in relation to geological structure	<ul style="list-style-type: none"> Whether the orientation of sampling achieves unbiased sampling of possible structures and the extent to which this is known, considering the deposit type. If the relationship between the drilling orientation and the orientation of key mineralised structures is considered to have introduced a sampling bias, this should be assessed and reported if material. 	<ul style="list-style-type: none"> Locations the subject of this release are estimated from third party reports and are approximations only. Alicanto has combined all geological Mine maps and available drill hole data into a common digital model (in Leapfrog).
Sample security	<ul style="list-style-type: none"> The measures taken to ensure sample security. 	<ul style="list-style-type: none"> Historic accuracy unknown and therefore the data can be unreliable.
Audits or reviews	<ul style="list-style-type: none"> The results of any audits or reviews of sampling techniques and data. 	<ul style="list-style-type: none"> No audits are included and therefore the data can be unreliable.

Section 2 - Reporting of Exploration Results

Criteria	JORC Code explanation	Commentary
Mineral tenement and land tenure status	<ul style="list-style-type: none"> Type, reference name/number, location and ownership including agreements or material issues with third parties such as joint ventures, partnerships, overriding royalties, native title interests, historical sites, wilderness or national park and environmental settings. The security of the tenure held at the time of reporting along with any known impediments to obtaining a licence to operate in the area. 	<ul style="list-style-type: none"> All claims are owned 100% by Zaffer (Australia) Pty Ltd or Zaffer Sweden AB – both 100% subsidiaries of Alicanto Minerals Ltd. This release references an additional claim under consideration to be acquired, Falun nr 1. This claim is currently owned by Swedish Explora Mineral AB. All the granted Exploration Licenses are in good standing and no known impediments exist on the tenements being actively explored. Standard governmental conditions apply to all the licenses.
Exploration done by other parties	<ul style="list-style-type: none"> Acknowledgment and appraisal of exploration by other parties. 	<ul style="list-style-type: none"> The Skyttgruvan-Näverberg area has been subjected to exploration activities in the past. Start of mining at Falun is unknown. The oldest written document is from 1288, and mining has been ongoing to 1992. The records of the last operator, the company Stora, is not public although mine plans can be found at Bergmästaren (Inspector of Mines). Skyttgruvan was in operation between 1890 to 1908, although 8 underground diamond drill holes are reported from the 1940s. Surface drilling around Skyttgruvan seems to have been conducted by Stora in three campaigns in the 60s, 70s and late 80s with a total of 10 diamond drill holes Boliden discovered the Grönbo Zn-Cu-Pb mineralisation in 1933 with boulder hunting and drilled it between 1952 to 1974 with 42 diamond drill holes. Grönbo is today covered by a mining lease. LKAB conducted exploration in Falun area in the 1980s. The work mainly consisted of geophysics, geochemistry and mapping. The work did not result in any diamond drilling. The Falun volcanic belt was covered by airborne Slingram and Magnetics by LKAB in 1982 in a regional program. In 1990 SGAB (Swedish Geological AB) made 5 traverses N to S in the area between Skyttgruvan and Grönbo, sampling deep-till and rock chip with a tractor-mounted percussion drill Rigg. Viking Gold & Prospecting held a claim in 1998-1999 but no data has been disclosed. Boliden-Inmet flew the area in 2000 with Fugro TEM and Mag and drilled one diamond drill hole east of Skyttgruvan. Northern Lion Gold collected dump samples in 2006 and flew Geotech's VTEM and Mag over the area in 2008. Tumi Resources flew the northern part of Falun volcanic belt with Helicopter SkyTEM and Mag in 2007. Eastern Highlands held claims in part of the area in 2007-2010, and flew three campaigns with Helicopter SkyTEM.
Geology	<ul style="list-style-type: none"> Deposit type, geological setting and style of mineralisation. 	<ul style="list-style-type: none"> The areas occupy the northern parts of Bergslagen volcanic belt, a productive iron, base and precious metal mining district dominated by felsic metavolcanics and metasediments. The mineralisation style is Stratabound Zn-Pb-Ag-Cu-Au Massive Sulphide hosted by crystalline limestone and skarn in extensive successions of metamorphosed and hydrothermally altered felsic volcanic rocks. Individual deposits are often later tectonically affected and enriched. Garpenberg ore system hosts at least nine polymetallic ore bodies along 7 km strike length and are currently explored down to 1.5 km depth, with a combined tonnage well above 100 Mt.
Drill hole Information	<ul style="list-style-type: none"> A summary of all information material to the understanding of the exploration results including a tabulation of the following information for all Material drill holes: <ul style="list-style-type: none"> easting and northing of the drill hole collar elevation or RL (Reduced Level – elevation above sea level in metres) of the drill hole collar dip and azimuth of the hole down hole length and interception depth hole length. If the exclusion of this information is justified on the basis that the information is not Material and this 	<ul style="list-style-type: none"> Specific drilling details are incorporated in Appendix A and B above.

Criteria	JORC Code explanation	Commentary
	<i>exclusion does not detract from the understanding of the report, the Competent Person should clearly explain why this is the case.</i>	
Data aggregation methods	<ul style="list-style-type: none"> <i>In reporting Exploration Results, weighting averaging techniques, maximum and/or minimum grade truncations (eg cutting of high grades) and cut-off grades are usually Material and should be stated</i> <i>Where aggregate intercepts incorporate short lengths of high grade results and longer lengths of low grade results, the procedure used for such aggregation should be stated and some typical examples of such aggregations should be shown in detail.</i> <i>The assumptions used for any reporting of metal equivalent values should be clearly stated.</i> 	<ul style="list-style-type: none"> The composites include all individual assay results within the section with no lower or upper cut-off limit applied.
Relationship between mineralisation widths and intercept lengths	<ul style="list-style-type: none"> <i>These relationships are particularly important in the reporting of Exploration Results.</i> <i>If the geometry of the mineralisation with respect to the drill hole angle is known, its nature should be reported.</i> <i>If it is not known and only the down hole lengths are reported, there should be a clear statement to this effect (eg 'down hole length, true width not known').</i> 	<ul style="list-style-type: none"> All drilling intercepts herein refers to downhole length, true width not known.
Diagrams	<ul style="list-style-type: none"> <i>Appropriate maps and sections (with scales) and tabulations of intercepts should be included for any significant discovery being reported These should include, but not be limited to a plan view of drill hole collar locations and appropriate sectional views.</i> 	<ul style="list-style-type: none"> The trend of mineralisation at the targets/prospects described is not known at present and so the true width of reported mineralisation is not known. Appropriate maps and sections (to scale) are included in the body of this release.
Balanced reporting	<ul style="list-style-type: none"> <i>Where comprehensive reporting of all Exploration Results is not practicable, representative reporting of both low and high grades and/or widths should be practiced to avoid misleading reporting of Exploration Results.</i> 	<ul style="list-style-type: none"> This historic database contains a total of 45,931 meters of historic drilling data in 370 holes. This release relates to 32 holes for 5,058m from the main identified mineralised lenses outside historical mined voids. The reported assays were selected to be representative of the style of mineralisation in the reported lenses.
Other substantive exploration data	<ul style="list-style-type: none"> <i>Other exploration data, if meaningful and material, should be reported including (but not limited to): geological observations; geophysical survey results; geochemical survey results; bulk samples – size and method of treatment; metallurgical test results; bulk density, groundwater, geotechnical and rock characteristics; potential deleterious or contaminating substances.</i> 	<ul style="list-style-type: none"> Stora conducted extensive drilling in the mine. Some 1,385 diamond drill holes have been identified. They did some regional ground magnetics and minor EM and IP. A deep exploration program was conducted in 1985-1988. The records are not public although mine plans can be found at Bergmästaren (Inspector of Mines). The data is stored at an archive in Falun. Between 2007 to 2016 Royal Falcon Mining and Drake Resources had a JV covering Falun. Drake focused on drilling the Eastern Cu-Au zone and drilled some holes on the Western Cu zone. Airborne EM and detailed ground gravity was undertaken for more regional exploration. Tumi held claims north of the Falun Mine between 2007-2008 and flew airborne EM on their property. Eastern Highlands had some small claims surrounding Drake's 2007-2014, without doing too much to our knowledge. They flew regional airborne EM. Explora Mineral (2017-2022) had undertaken ground magnetic surveying (2.8 km²) and mapped 98 outcrops. They shot the outcrops with XRF gun to help identify the compositions. Alicanto has mapped most of the outcrops on the claim. From the scientific community little has been done in modern times. In 2010 a MSc Thesis focusing on a drillhole profile on the southeast limb was published. This work was supervised by the Author (Erik Lundstam). In 2017 a PhD work of Falun was published.
Further work	<ul style="list-style-type: none"> <i>The nature and scale of planned further work (eg tests for lateral extensions or depth extensions or large-scale step-out drilling).</i> <i>Diagrams clearly highlighting the areas of possible extensions, including the main geological interpretations and future drilling areas, provided this information is not commercially sensitive.</i> 	<ul style="list-style-type: none"> Further geophysical campaigns are being planned. Appropriate drilling target plans are included in the body of this release.