



24 February 2023

Pisces #8 and #9 – Fracture Stimulation Complete

- **Pisces #8 and #9** have been **successfully fractured**
- Pisces #8 and #9 are on track to add to **production by mid-late March**
- Use of same surface location has enabled **significant cost saving**

Calima Energy Limited (ASX:CE1 / OTCQB:CLMEF) (“Calima” or the “Company”) is pleased to confirm Pisces #8 and #9 have been successfully fractured. The two Glauconitic Formation horizontal wells were fractured back-to-back; they will soon be undergoing downhole pumping equipment installation. After a brief testing period to clean up the initial frac fluid flowback, the two wells will be shut-in while pipeline tie-in and surface equipment is installed. Production from both wells is scheduled for mid-late March.

Jordan Kevol, CEO and President commented: *“The frac’ing on Pisces #8 and #9 went extremely well and we are very excited about the additional production the Pisces wells will add to our existing production base. In the last 4 months the Company has successfully drilled 7 wells with production averaging >4,550 boe/d year to date from the Brooks and Thorsby assets. The Company’s operations team continues to optimise flow rates from new and existing wells with current production reaching new peaks. We look forward to a strong Q1 production result, which is anticipated to be above our forecasts.”*

Q1 2023 New Well Summary Table

Area	Well name	Target formation	Spud Date	Lateral length (m)	Status
Brooks	Pisces #8	Glauconitic	06/01/23	2,744	Frac’d; awaiting tie-in
Brooks	Pisces #9	Glauconitic	19/01/23	2,633	Frac’d; awaiting tie-in

Corporate Production Graph

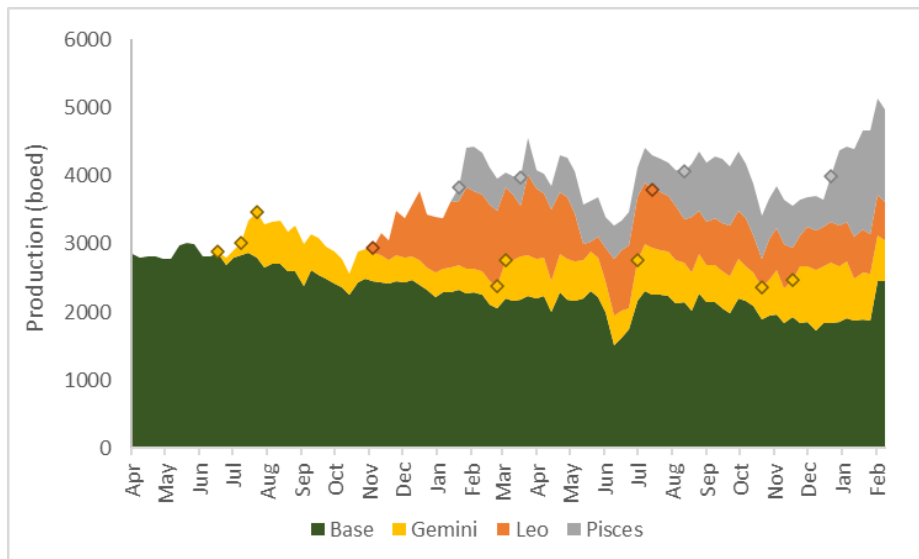


Figure 1: Corporate production graph showing base production plus new well additions. Montney testing volumes represented in “base”



OTCQB

CALIMA
ENERGY

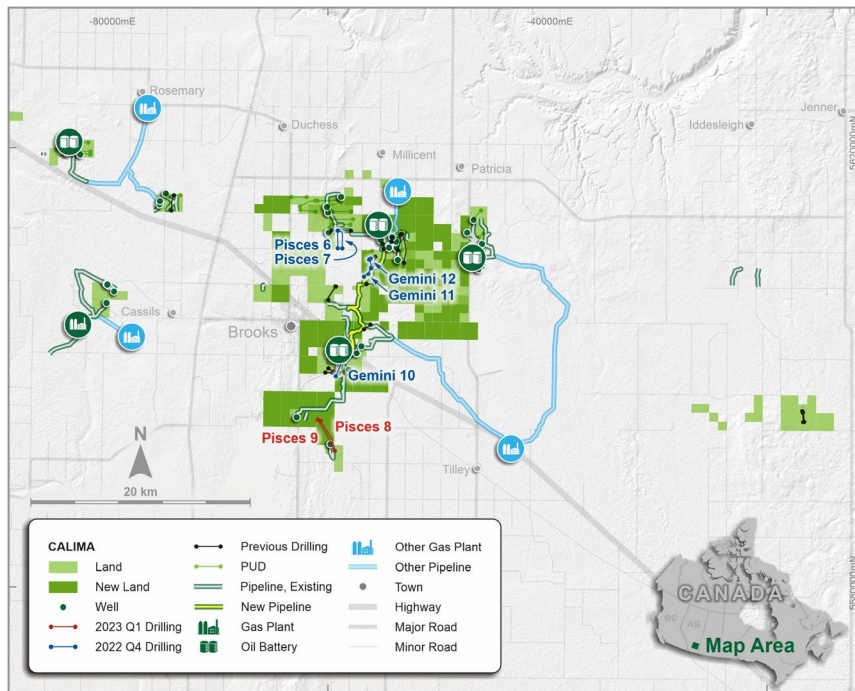


Figure 2: Brooks Pisces and Gemini wells drilled in Q4-22/Q1-23



Figure 3: Frac'ing operation on Pisces #8 & #9 pad

Calima Energy Ltd ACN 117 227 086
 Suite 4, 246-250 Railway Parade, West Leederville WA 6007: +61 8 6500 3270
 Fax: +61 8 6500 3275 Email: info@calimaenergy.com

FOLLOW US





Hedging

The Company has implemented a hedging policy that provides both upside exposure and protection from downside oil price movements in the form of put-call collars for the remainder of the 2023 year. The average price for the collars implemented for the first three quarters of 2023 are set out below with US\$3.50/bbl premiums payable monthly on settled barrels:

Contract	Reference	Term	Volumes (bbl/day)	Sold Put \$US/bbl	Bought Put \$US/bbl	Sold Call \$US/bbl
Three-way Collar	US NYMEX - WTI	Feb. 2023 – Mar. 2023	400	62.50	82.50	110.05
Three-way Collar	US NYMEX - WTI	Apr. 2023 – Jun. 2023	600	58.33	78.33	107.37
Three-way Collar	US NYMEX - WTI	Jul. 2023 – Sept. 2023	250	60.00	80.00	105.25

The Company also entered into the following WCS basis swap contracts for Q1 2023 to Q3 2023:

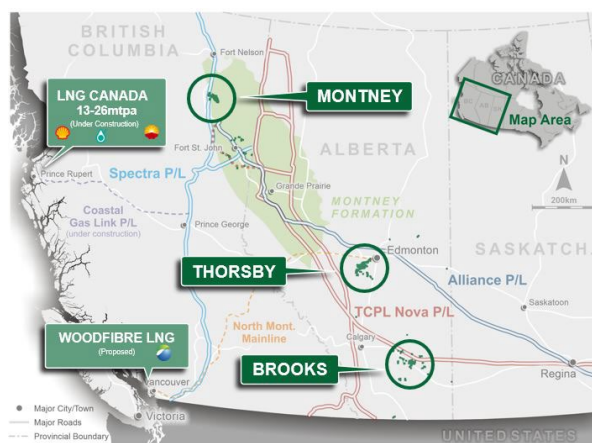
Contract	Reference	Term	Volumes (bbl/day)	Price per Unit (U\$/Unit)
Swap	US NGX OIL-WCS-BLENDED	Feb. 2023 – Mar. 2023	100	(27.00)
Swap	US NGX OIL-WCS-BLENDED	Apr. 2023 – Jun. 2023	600	(20.00)
Swap	US NGX OIL-WCS-BLENDED	Jul. 2023 – Sept. 2023	250	(18.88)

The Company continues to explore adding additional commodity contracts to its hedging portfolio for the 2023 year.

For further information visit www.calimaenergy.com or contact:

<p>Jordan Kevol CEO and President E: jkevol@blackspur.oil.com T: + 1 403 460 0031</p>	<p>Glenn Whiddon Chairman E: glenn@calimaenergy.com T: + 61 410 612 920</p>	<p>Mark Freeman Finance Director E: mrfreeman@calimaenergy.com T: + 61 412 692 146</p>
--	--	---

Calima Assets





Forward Looking Statements

This release may contain forward-looking statements. These statements relate to the Company's expectations, beliefs, intentions or strategies regarding the future. These statements can be identified by the use of words like "anticipate", "believe", "intend", "estimate", "expect", "may", "plan", "project", "will", "should", "seek" and similar words or expressions containing same. These forward-looking statements reflect the Company's views and assumptions with respect to future events as of the date of this release and are subject to a variety of unpredictable risks, uncertainties, and other unknowns. Actual and future results and trends could differ materially from those set forth in such statements due to various factors, many of which are beyond our ability to control or predict. These include, but are not limited to, risks or uncertainties associated with the discovery and development of oil and natural gas reserves, cash flows and liquidity, business and financial strategy, budget, projections and operating results, oil and natural gas prices, amount, nature and timing of capital expenditures, including future development costs, availability and terms of capital and general economic and business conditions. Given these uncertainties, no one should place undue reliance on any forward-looking statements attributable to Calima, or any of its affiliates or persons acting on its behalf. Although every effort has been made to ensure this release sets forth a fair and accurate view, we do not undertake any obligation to update or revise any forward-looking statements, whether as a result of new information, future events or otherwise.

Oil and Gas Glossary and Definitions

Term	Meaning
Adjusted EBTDA:	Adjusted EBTDA is calculated as net income (loss) before interest and financing expenses, income taxes, depletion, depreciation and amortisation, and adjusted to exclude certain non-cash, extraordinary and non-recurring items primarily relating to bargain purchase gains, gains and losses on financial instruments, transaction and advisory costs and impairment losses. Calima utilises adjusted EBTDA as a measure of operational performance and cash flow generating capability. Adjusted EBTDA impacts the level and extent of funding for capital projects investments or returning capital to shareholders.
Adjusted working capital:	Adjusted working capital is comprised of current assets less current liabilities on the Company's balance sheet and excludes the current portions of risk management contracts and credit facility draws. Adjusted working capital is utilised by Management and others as a measure of liquidity because a surplus of adjusted working capital will result in a future net cash inflow to the business which can be used for future funding, and a deficiency of adjusted working capital will result in a future net cash outflow which will require a future draw from Calima's existing funding capacity.
ARO / Asset Retirement Obligation:	the process of permanently closing and relinquishing a well by using cement to create plugs at specific intervals within a well bore
Available funding:	Available funding is comprised of adjusted working capital and the undrawn component of Blackspur's credit facility. The available funding measure allows Management and other users to evaluate the Company's liquidity.
Credit Facility Interest:	Borrowings under the Credit Facility incur interest at a market-based interest rate plus an applicable margin which varies depending on Blackspur's net debt to cash flow ratio. Interest charges are between 150 bps to 350 bps on Canadian bank prime borrowings and between 275 bps and 475 bps on Canadian dollar bankers' acceptances. Any undrawn portion of the demand facility is subject to a standby fee in the range of 20 bps to 45 bps. Security for the credit facility is provided by a C\$150 million demand debenture
CO2e:	carbon dioxide equivalent
Conventional Well:	a well that produces gas or oil from a conventional underground reservoir or formation, typically without the need for horizontal drilling or modern completion techniques
Compression:	a device or facility located along a natural gas pipeline that raises the pressure of the natural gas flowing in the pipeline, which in turn compresses the natural gas, thereby both increasing the effective capacity of the pipeline and allowing the natural gas to travel longer distances
Corporate Decline:	consolidated, average rate decline for net production from the Company's assets
Exit Production:	Exit production is defined as the average daily volume on the last week of the period
Operating Income:	Oil and gas sales net of royalties, transportation and operating expenses
Financial Hedge:	a financial arrangement which allows the Company to protect against adverse commodity price movements, the gains or losses of which flow through the Company's derivative settlements on its financial statements
Free Cash Flow (FCF):	represents Hedged Adjusted EBTDA less recurring capital expenditures, asset retirement costs and cash interest expense
Free Cash Flow Yield:	represents free cash flow as a percentage of the Company's total market capitalisation at a certain point in time
Funds Flow:	Funds flow is comprised of cash provided by operating activities, excluding the impact of changes in non-cash working capital. Calima utilises funds flow as a measure of operational performance and cash flow generating capability. Funds flow also impacts the level and extent of funding for investment in capital projects, returning capital to shareholders and repaying debt. By excluding changes in non-cash working capital from cash provided by operating activities, the funds flow measure provides a meaningful metric for Management and others by establishing a clear link between the Company's cash flows, income statement and operating netbacks from the business by isolating the impact of changes in the timing between accrual and cash settlement dates.
Gathering & Compression (G&C):	owned midstream expenses; the costs incurred to transport hydrocarbons across owned midstream assets
Gathering & Transportation (G&T):	third-party gathering and transportation expense; the cost incurred to transport hydrocarbons across third-party midstream assets
G&A:	general and administrative expenses; may be represented by recurring expenses or non-recurring expense
Hedged Adjusted EBTDA:	EBTDA including adjustments for non-recurring and non-cash items such as gain on the sale of assets, acquisition related expenses and integration costs, mark-to-market adjustments related to the Company's hedge portfolio, non-cash equity compensation charges and items of a similar nature;
Hyperbolic Decline:	non-exponential with subtle multiple decline rates; hyperbolic curves decline faster early in the life of the well and slower as time increases
LMR:	The LMR (Liability Management Ratio) is determined by the Alberta Energy Regulator ("AER") and is calculated by dividing Blackspur's deemed assets by its deemed liabilities, both values of which are determined by the AER.
LOE:	lease operating expense, including base LOE, production taxes and gathering & transportation expense
Midstream:	a segment of the oil and gas industry that focuses on the processing, storing, transporting and marketing of oil, natural gas, and natural gas liquids
Net Debt:	Net debt is calculated as the current and long-term portions of Calima's credit facility draws, lease liabilities and other borrowings net of adjusted working capital. The credit facility draws are calculated as the principal amount outstanding converted to Australian dollars at



Term	Meaning
	the closing exchange rate for the period. Net debt is an important measure used by Management and others to assess the Company's liquidity by aggregating long-term debt, lease liabilities and working capital.
NGL / Natural Gas Liquids:	hydrocarbon components of natural gas that can be separated from the gas state in the form of liquids
Net Debt/Adjusted EBTDA (Leverage)	a measure of financial liquidity and flexibility calculated as Net Debt divided by Hedged Adjusted EBTDA
Net Revenue Interest:	a share of production after all burdens, such as royalty and overriding royalty, have been deducted from the working interest. It is the percentage of production that each party actually receives
Operating Costs:	total lease operating expense (LOE) plus gathering & compression expense
Operating Netback:	Operating netback is calculated on a per boe basis and is determined by deducting royalties, operating and transportation from oil and natural gas sales, after adjusting for realised hedging gains or losses. Operating netback is utilised by Calima and others to assess the profitability of the Company's oil and natural gas assets on a standalone basis, before the inclusion of corporate overhead related costs. Operating netback is also utilised to compare current results to prior periods or to peers by isolating for the impact of changes in production volumes.
Physical Contract:	a marketing contract between buyer and seller of a physical commodity which locks in commodity pricing for a specific index or location and that is reflected in the Company's commodity revenues Production Taxes: state taxes imposed upon the value or quantity of oil and gas produced
Promote:	an additional economic ownership interest in the jointly-owned properties that is conveyed cost-free to the operator in consideration for operating the assets
PDP/ Proved Developed Producing:	a reserve classification for proved reserves that can be expected to be recovered through existing wells with existing equipment and operating methods
PV10:	a standard metric utilised in SEC filings for the valuation of the Company's oil and gas reserves; the present value of the estimated future oil and gas revenues, reduced by direct expenses, and discounted at an annual rate of 10%
RBL / Reserve Based Lending	a revolving credit facility available to a borrower based on (secured by) the value of the borrower's oil and gas reserves
Royalty Interest or Royalty:	Interest in a leasehold area providing the holder with the right to receive a share of production associated with the leasehold area
Terminal decline:	represents the steady state decline rate after early (initial) flush production
Unconventional Well:	a well that produces gas or oil from an unconventional underground reservoir formation, such as shale, which typically requires hydraulic fracturing to allow the gas or oil to flow out of the reservoir
Upstream:	a segment of the oil and gas industry that focuses on the exploration and production of oil and natural gas
Working Capital Ratio:	The working capital ratio as the ratio of (i) current assets plus any undrawn availability under the facility to (ii) current liabilities less any amount drawn under the facilities. For the purposes of the covenant calculation, risk management contract assets and liabilities are excluded.
WI/ Working Interest:	a type of interest in an oil and gas property that obligates the holder thereof to bear and pay a portion of all the property's maintenance, development, and operational costs and expenses, without giving effect to any burdens applicable to the property

Abbreviation	Abbreviation meaning	Abbreviation	Abbreviation meaning
1P	proved reserves	A\$ or AUD	Australian dollars
2P	proved plus Probable reserves	C\$ or CAD	Canadian dollars
3P	proved plus Probable plus Possible reserves	US\$ or USD	United states dollars
bbl or bbls	barrel of oil	(\$ thousands)	figures are divided by 1,000
boe	barrel of oil equivalent (1 bbl = 6 Mcf)	(\$ 000s)	figures are divided by 1,000
d	suffix – per day	Q1	first quarter ended March 31 st
GJ	gigajoules	Q2	second quarter ended June 30 th
mbl	thousands of barrels	Q3	third quarter ended September 30 th
mboe	thousands of barrels of oil equivalent	Q4	fourth quarter ended December 31 st
Mcf	thousand cubic feet	YTD	year-to-date
MMcf	million cubic feet	YE	year-end
PDP	proved developed producing reserves	H1	six months ended June 30 th
PUD	Proved Undeveloped Producing	H2	six months ended December 31 st
C	Contingent Resources – 1C/2C/3C – low/most likely/high	B	Prefix – Billions
Net	Working Interest after Deduction of Royalty Interests	MM	Prefix - Millions
NPV (10)	Net Present Value (discount rate), before income tax	M	Prefix - Thousands
EUR	Estimated Ultimate Recovery per well	/d	Suffix – per day
WTI	West Texas Intermediate Oil Benchmark Price	bbl	Barrel of Oil
WCS	Western Canadian Select Oil Benchmark Price	boe	Barrel of Oil Equivalent (1bbl = 6 mscf)
1P or TP	Total Proved	scf	Standard Cubic Foot of Gas
2P or TPP	Total Proved plus Probable Reserves	Bcf	Billion Standard Cubic Foot of Gas
3P	Total Proved plus Probable plus Possible Reserves	tCO ₂	Tonnes of Carbon Dioxide
EBTDA	Earnings before tax, depreciation, depletion and amortisation	OCF	Operating Cash Flow, ex Capex
Net Acres	Working Interest	E	Estimate
IP24	The peak oil production rate over 24 hours of production	CY	Calendar Year
IP30/90	Average oil production rate over the first 30/90 days	WTI	West Texas Intermediate
WCS	Western Canada Select	OOIP	Original Oil in Place

