



OzAurum Resources Limited & Controlled Entity  
ABN 63 643 244 544

# Consolidated Interim Financial Report

for the Half-Year ended 31 December 2022

---

# Corporate Directory

## Directors

**Jeffrey Williams**  
*Chairman*

**Andrew Pumphrey**  
*CEO and Managing Director*

**Andrew Tudor**  
*Non-executive Director*

## Company Secretary

**Stephen Hewitt-Dutton**

## Registered and Principal Office

Unit 1, 15 Williams Street  
West Kalgoorlie WA 6430

T: +61 (0)8 9093 0039

E: [info@ozaurumresources.com](mailto:info@ozaurumresources.com)

[www.ozaurumresources.com](http://www.ozaurumresources.com)

## Auditor

**HLB Mann Judd** (WA Partnership)

Level 4, 130 Stirling Street  
Perth WA 6000

## Share Registrar

**Automatic Registry Services**

Level 2, 267 St George's Terrace  
Perth WA 6000  
T: 1300 288 664

## Stock Exchange Listing

**Australian Securities Exchange**

Home Exchange: Perth WA

ASX Code: **OZM**

# Contents

*Your directors  
submit the financial  
report of the  
consolidated group  
for the six-month  
period ended  
31 December 2022  
("half-year").*

Corporate Directory	i
Directors' Report	2
Auditor's Independence Declaration	12
Consolidated Statement of Profit or Loss and Other Comprehensive Income	13
Consolidated Statement of Financial Position	14
Consolidated Statement of Cash Flow	15
Consolidated Statement of Changes in Equity	16
Notes to the Consolidated Financial Statements	17
Directors' Declaration	22
Independent Auditor's Review Report	23

# Directors' Report

The Directors of OzAurum Resources Limited (ASX: OZM, 'OzAurum', or 'Company') submit the financial report of the consolidated group for the six-month period ended 31 December 2022 ("half-year").

## DIRECTORS

The names of directors who held office during or since the end of the half-year:

- **Jeffrey Williams** (Chairman)
- **Andrew Pumphrey** (CEO and Managing Director)
- **Andrew Tudor** (Non-executive Director)
- **Martin Holland** (Executive Director) (resigned 30 December 2022)

Directors have been in office since the start of the financial period to the date of his report unless otherwise stated.

## RESULTS OF OPERATIONS

The Company reported a net loss of \$1,828,694 for the half-year ended 31 December 2022 (31 December 2021: \$3,036,622).

## REVIEW OF OPERATIONS

During the half-year, the Company reported excellent results from sighter CIP metallurgical testwork undertaken at the Mulgabbie North Gold Project located in the Eastern Goldfields of Western Australia. The high gold recoveries, low reagent consumption, and rapid leach times observed from the testwork demonstrate significant potential for future treatment options at Mulgabbie North.

The strong results from sighter metallurgical testwork are an important factor in advancing the Mulgabbie North Project, and further validate the Company's decision to advance the Project towards a Mineral Resource Estimate ('MRE'). On the back of the strong initial CIP metallurgical results, the Company progressed to the next phase, being initial heap leach sighter testwork, which has been recently reported (*see ASX Announcement 9 February 2023*). The initial sighter heap leach testwork has produced high gold recoveries with good reagent consumption and rapid leach times.

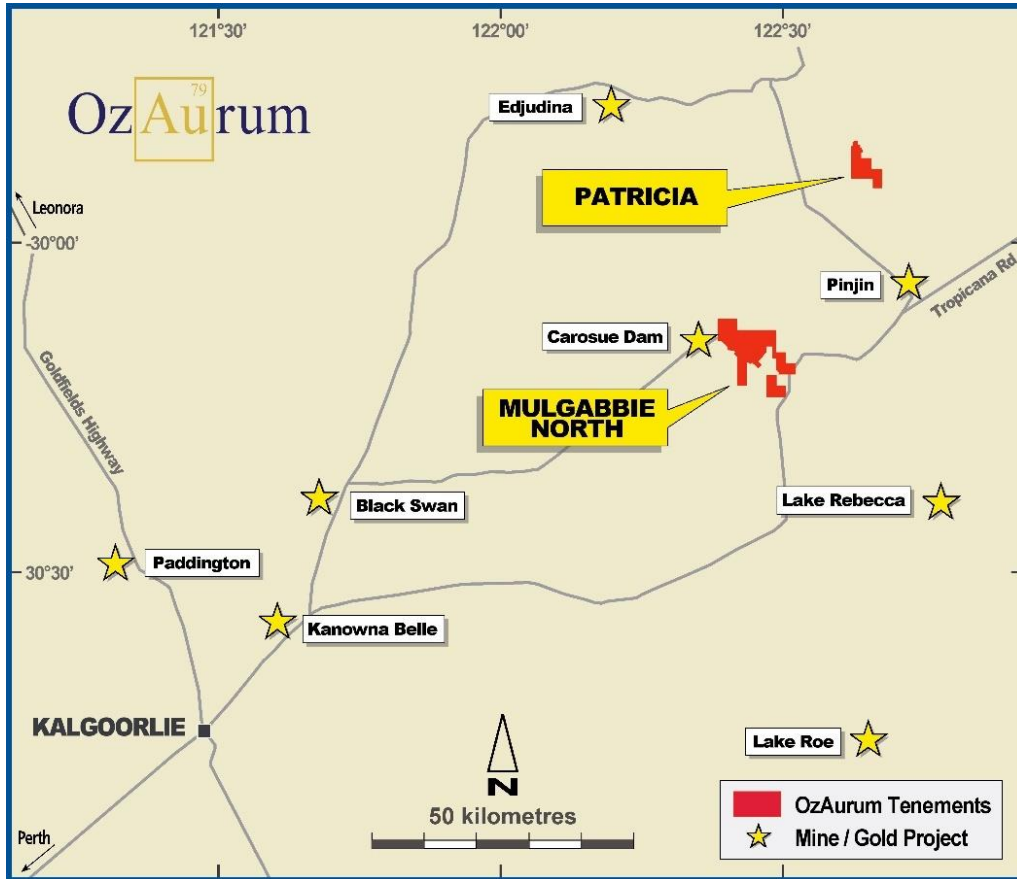
Work on the MRE, which commenced during the half-year, will now be re-modelled to take the heap leach testing results into account. The Company expects the MRE to be completed by early Q2 of 2023. Activities relating to the MRE that were completed during the period included twinning RC drill holes with diamond drill holes, geological modelling, along with specific gravity testing of diamond core. In conjunction with the re-modelling for the MRE, the Company has commenced a scoping study<sup>1</sup> which will investigate a staged heap leach processing option at the Mulgabbie North Gold Project (*see ASX Announcement 10 February 2023*)

---

<sup>1</sup> As defined by Clause 38 of the JORC Code

In addition, the Company continued to advance its large-scale drilling programs and, during the half-year, announced the results of a nine-hole reverse circulation (“RC”) drill program drilled for 1,870m, and seven diamond holes drilled for 2,501m at both the Demag Zone and James Prospect discoveries situated within the Mulgabbie North Project. In early December, a six-hole 1,020m RC drilling program was completed along with additional diamond drilling. Results of the assays will be announced to the market once they have been received.

Figure 1: Project Location



## MULGABBIE PROJECT

### Mulgabbie North Metallurgical Testwork

The Company completed sighter CIP metallurgical testwork from composite samples of oxide, transition and fresh material from the Mulgabbie North Project.

Excellent metallurgical recoveries were received from all composite samples with testwork in line with typical CIP milling conditions, with samples ground to a P80 -75 micron (see ASX Announcement 13 December 2022 for full details).

Recoveries from this metallurgical testwork program were:

- Ben Oxide Composite 98.6%
- James Oxide Composite 93.1%
- Ben Transition Composite 89.7%
- James Transition Composite 87.6%
- Ben Fresh Composite 87.3%
- James Fresh Composite 89.3%

The testwork demonstrates very low reagent consumptions with cyanide consumption varying from 0.22 kg/t – 0.25 kg/t and lime consumption varying from 0.62 kg/t to 1.9 kg/t.

In addition, the presence of high gold recoveries, low reagent consumption and rapid leach times all demonstrate significant potential for Mulgabbie North's future treatment options.

As a result of these positive results, the Company has progressed to the next phase of metallurgical testwork, being initial heap leach sighter testwork which has also provided excellent results. Results from intermittent bottle roll (IBR) testwork from a sample of transition material taken from the Mulgabbie North Project include:

- James Transition Sample 6mm crush size 88.9% recovered gold
- James Transition Sample 12.5mm crush size 87.5% recovered gold

Consumption of cyanide varied from 1.02 kg/t – 1.06 kg/t and lime consumption varied from 4.44 kg/t to 4.59 kg/t.

### Mulgabbie North Scoping Study

Subsequent to the end of the reporting period, the Company has appointed mining consultants Burnt Shirt, headed by well-known Mining Engineer and Geologist Jeremy Peters. Jeremy Peters has extensive experience working in open pit and underground mining operations to the level of Registered Mine Manager with over 30 years' experience. Jeremy has consulted internationally in both mining and geology and is an advisor to major stock exchanges in relation to reporting codes and listing compliance.

The scoping study will assess potential Heap Leach processing of the Mulgabbie North Gold Project. A team of mining specialists has been recruited, all with extensive experience in the Goldfields region that will cover project aspects including heritage, environmental, metallurgy, mining engineering, geology, geotechnical and hydrogeology.

Work required for the study has already commenced. The study will examine heap leach options for the Mulgabbie North project based on a staged approach. OzAurum currently has a granted Mining Lease M28/240 at Mulgabbie North and a number of granted Miscellaneous Licences for road access, potential water bore sites and pipelines to M28/240.

### Mulgabbie North Summary Drilling Results

During the half-year, OzAurum completed two RC drill programs for a total of 3,970m at Mulgabbie North to test new structural targets and the southern extension at the Demag Zone, including one vertical hole being drilled at the James Prospect. Assay results from the initial program of 1,870m (*see ASX announcement 31 August 2022*) included:

- **18m @ 2.00 g/t gold (Au)** – (from 90m) incl **5m @ 5.68 g/t Au** and **1m @ 21.00 g/t Au** MNORC 197
- **23m @ 1.24 g/t Au** – (from 232m) incl **7m @ 3.06 g/t Au** and **1m @ 9.52 g/t Au** MNORC 202
- **19m @ 1.26 g/t Au** – (from 56m) MNORC 200
- **5m @ 2.49 g/t Au** – (from 55m) MNORC 197
- **40m @ 0.73 g/t Au** - (from 98m) incl **7 m @ 1.46 g/t Au**, **5m @ 1.37 g/t Au** MNORC 195
- **7m @ 2.00 g/t Au** – (from 41m) MNORC 194
- **15m @ 1.22 g/t Au** – (from 146m) MNORC 198

Subsequent to the end of the financial period, the Company reported the results from the recently completed December 2022 RC program (*see ASX announcement 8 February 2023*). Significant mineralisation in RC drilling included:

- **23m @ 2.46 g/t Au** – (from 56m) including **6m @ 5.10 g/t Au** (from 70m) – vertical hole, MNORC 208
- **13m @ 1.58 g/t Au** – (from 22m) MNORC 204
- **17m @ 0.92 g/t Au** – (from 50m) including **11m @ 1.14 g/t Au** (from 52m) MNORC 203

Diamond drilling at Mulgabbie North continued during the half-year with a total of seven holes for 2,501m reported (see ASX announcements 12 July 2022, 31 August 2022 and 27 September 2022 and 22 January 2022).

Diamond drilling at the Mulgabbie North discovery Demag Zone delivered exceptional gold results, with best intersections including:

- **40m @ 0.95 g/t Au** – (from 92m) incl **5m @ 3.32 g/t Au** MNODH 003
- **9m @ 1.52 g/t Au** – (from 137m) incl **3m @ 3.05 g/t Au** MNODH 003
- **4m @ 1.81 g/t Au** – (from 235m) MNODH 004
- **3m @ 3.09 g/t Au** – (from 374m) incl **1m @ 6.35 g/t Au** MNODH 005
- **4m @ 3.65 g/t Au** – (from 280m) – within **7m @ 2.45 g/t Au** (from 279m) MNODH 006
- **1m @ 5.38 g/t Au** – (from 453m) MNODH 006
- **3m @ 1.37 g/t Au** – (from 257m) MNODH 006
- **26m @ 0.85 g/t Au** – (from 99m) including **3m @ 2.36 g/t Au** (from 99m), **2m @ 3.04 g/t Au** (from 115m) and **1m @ 5.30 g/t Au** MNODH 008
- **7m @ 1.41 g/t Au** – (from 66m) MNODH 008
- **4m @ 1.35 g/t Au** – (from 216m) MNODH 007

Diamond hole **MNODH009**, drilled north of the James Prospect, also intersected wide zones of alteration and sulphides. Significant mineralisation included **33m @ 1.02 g/t gold (Au)** (from 90m) – including **14m @ 1.46 g/t Au** (from 92m) and **7m @ 1.27 g/t Au** (from 112m).

Subsequent to the end of the financial period, the Company reported the results from recently completed diamond drilling (see ASX announcement 8 February 2023). Significant mineralisation in diamond drilling that involved twinning existing RC drill holes included:

- **13m @ 4.60 g/t gold (Au)** (from 21m)– including **1m @ 22.70 g/t Au** (from 21m) and **1m @ 22.10 g/t Au** (from 22m) MNODH 014
- **8m @ 2.04 g/t Au** – (from 35m) MNODH 013

Gold mineralisation at the Demag Zone is associated with significant wide downhole intervals of sericite-carbonate-chlorite alteration, and a ± hematite dusting ± pyrite ± magnetite which has been intersected in both RC and diamond drilling at the Demag Zone. Further, recent RC and diamond drilling has confirmed the host conglomerate unit having a true thickness of approximately 120m.

Recently completed structural work has identified a structural feature that will assist in targeting high grade gold ore shoots. The framework diamond drilling strategy was to drill holes on a 50m spacing along strike within the Demag zone to provide core for this structural work, which has now been completed.

Mineralisation intersected in MNODH 007, 008 and 009 is observed within a strong to intensely altered intermediate volcanoclastic conglomerate unit. The intermediate to felsic volcanoclastic units, including the conglomerate at Mulgabbie, are equivalent to the Black Flag group within the Kalgoorlie stratigraphy that hosts significant gold deposits like the 6.5 Moz Kanowna Belle Gold Mine. The conglomerate unit that hosts the mineralisation at Mulgabbie contains fuchsite clasts and represents an unconformity within the intermediate and felsic volcanoclastic sequence. This is significant as it indicates reactivation of syn-volcanic faults at the time of ~2660 Ma felsic to intermediate volcanism, associated with early mineralisation.

Additionally, a late basin epiclastic conglomerate unit, that represents an important stratigraphic unconformity, was intersected at EOH in MNODH 002, 003, 004 and 006, 007 and 008.

Wide zones of associated sericite-carbonate-chlorite alteration, and a ± hematite dusting ± pyrite ± magnetite mineralisation was intercepted in MNODH 007 along with other diamond holes indicating that OzAurum is potentially on the periphery of potentially higher-grade gold mineralisation.

Our current interpretation is that faulting is clearly a fluid pathway for mineralising oxidised fluids sourced from a deeper enriched intrusive body.

At the Demag Zone, secondary magnetite as part of an early high temperature alteration assemblage has been altered to hematite which is part of the lower temperature alteration assemblage including sericite, carbonate, pyrite and arsenopyrite.

Figure 2: Mulgabbie North Project

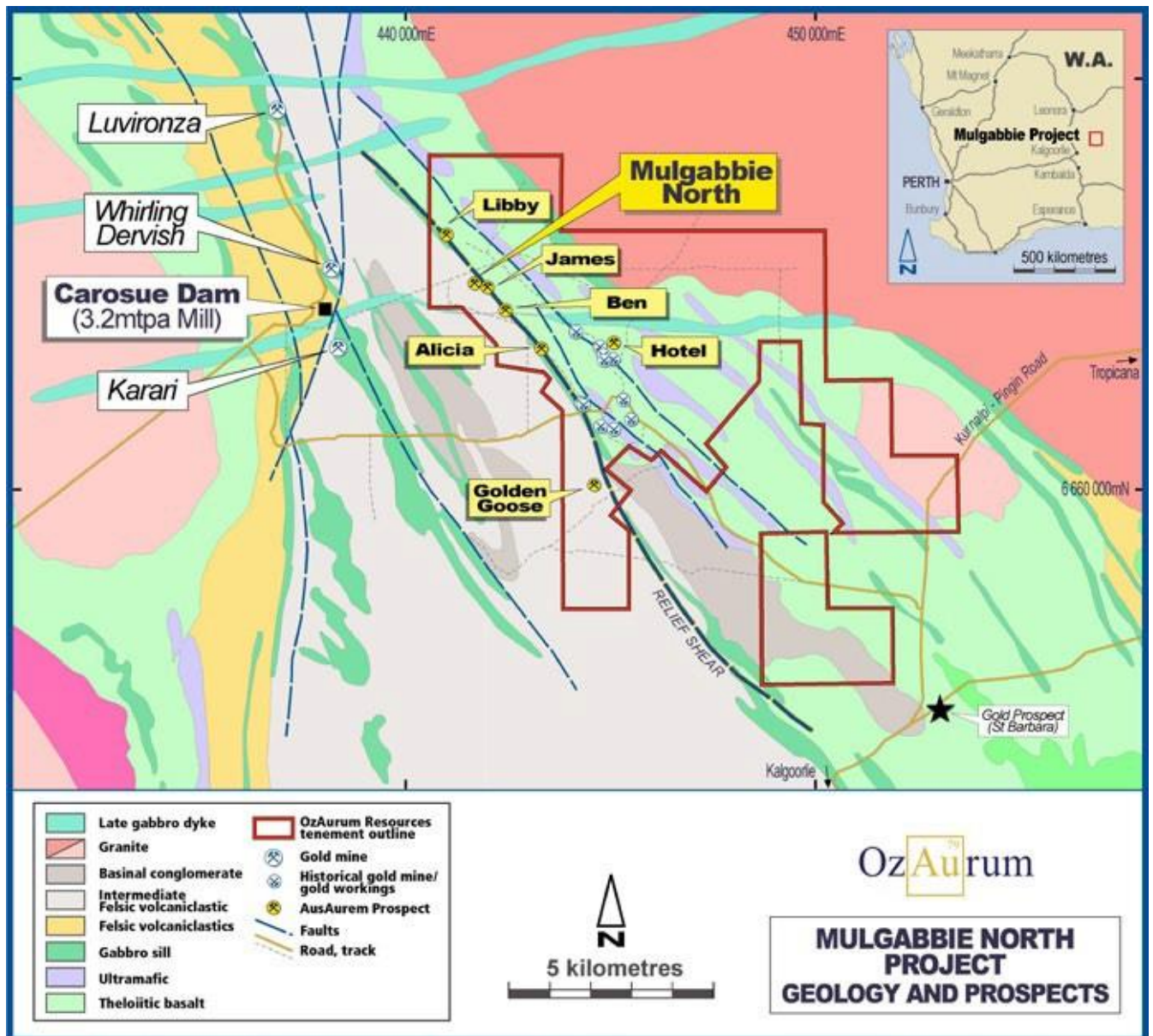




Figure 3: Mulgabbie North Demag Zone Plan showing RC and DD MONDH007-009 collars

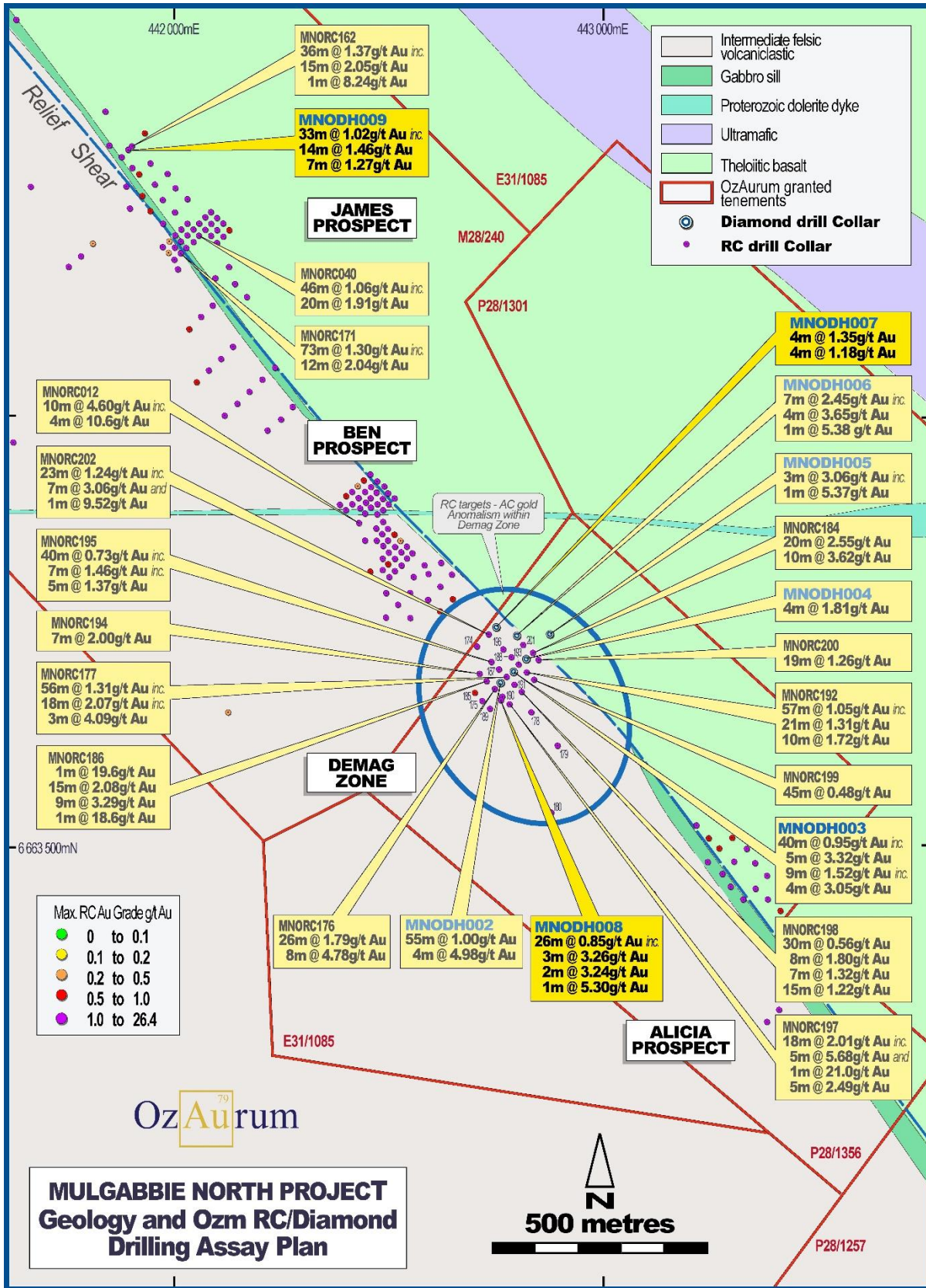


Figure 4: Mulgabbie North Demag Zone Plan showing RC and DD MONDH013-014 collars

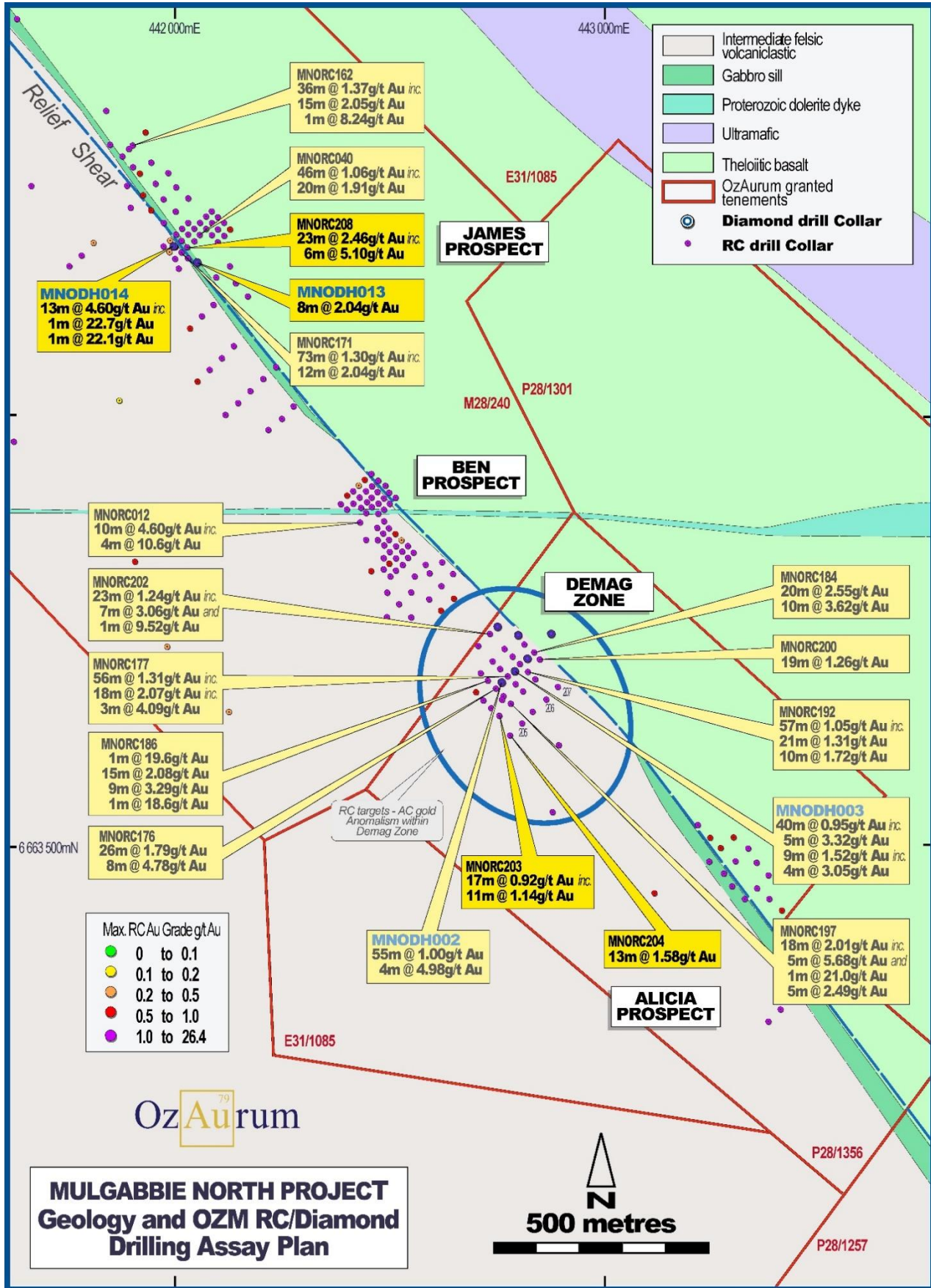
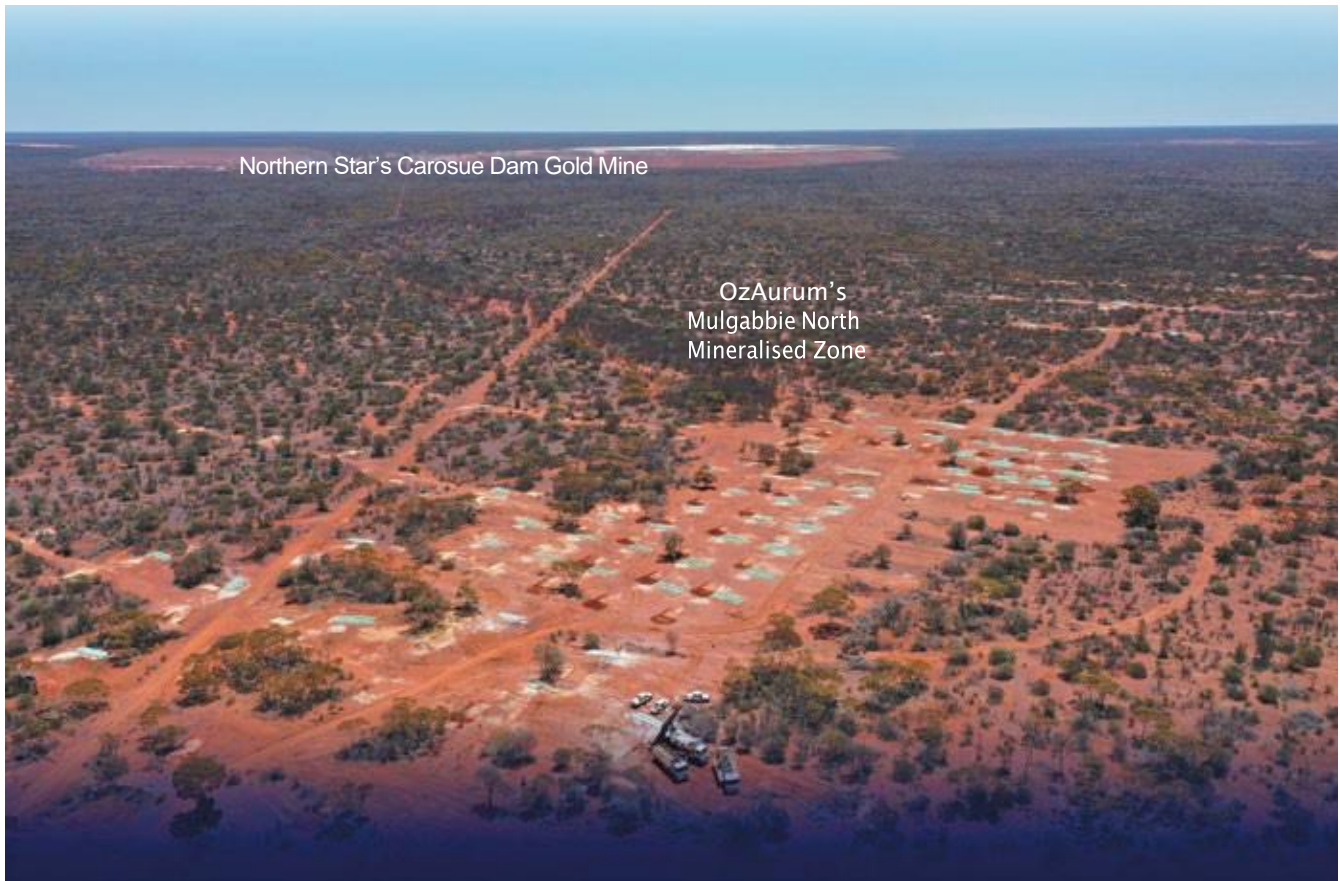


Figure 5: Location of the Mulgabbie Project in relation to the Carosue Dam Gold Mine in the distance



## PATRICIA PROJECT

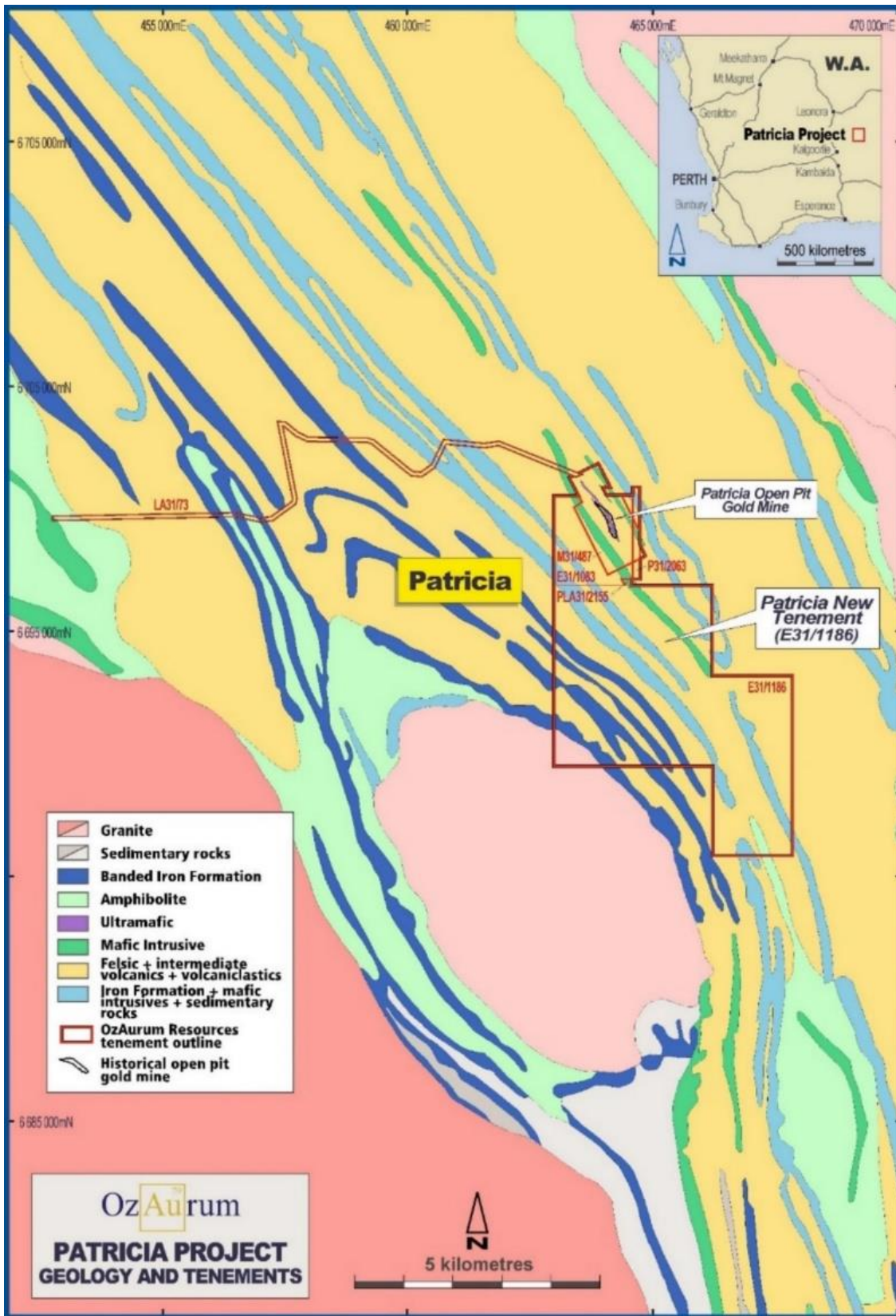
### Patricia Project Summary

The Patricia Gold Project is situated Northeast of Kalgoorlie in the Eastern Goldfields of Western Australia and located within the Celia Tectonic Zone that hosts numerous large gold deposits and operating gold mines including Sunrise Dam, Deep South, Safari Bore, Linden and the Anglo Saxon Gold Mine.

To date, OzAurum has completed a maiden drill program which was later extended to include a total of 41 holes drilled for 7,850m. While no drilling or exploration work was reported during the current quarter, the Company has received significant RC and diamond drilling results in previous reporting periods (See OzAurum's latest Annual Report released on the ASX, 20 September 2022, for further detail). With exploration to date at Patricia indicating promising results, including high-grade gold mineralisation, the Company continues to assess options to move this project forward in 2023.

Structural work is being undertaken during Q1 2023 with the objective of furthering our understanding of the structural controls at Patricia. Additional drill targets are expected to be identified following the completion of this work.

Figure 6: Location Map of the Patricia Project



## Corporate

Martin Holland resigned as Director of the Company on 30 December 2022. Mr Holland had been a Director of OzAurum since its incorporation and the Board acknowledges his commitment and efforts, particularly with the Company's Initial Public Offer (IPO) in early 2021. The Board thanks Mr Holland for his valuable contribution to the Company and wishes him well with his future endeavours.

## SIGNIFICANT CHANGES IN STATE OF AFFAIRS

Other than as outlined in the review of operations, there were no significant changes in the state of affairs of the Group during the half year.

## SUBSEQUENT EVENTS

There has been no matters or circumstances that has arisen after reporting date that has significantly affected, or may significantly affect, the operations of the consolidated entity, the results of those operations, or the state of affairs of the consolidated entity in future financial periods.

## AUDITOR'S INDEPENDENCE DECLARATION

The lead auditor's independence declaration under section 307C of the *Corporations Act 2001* for the half-year ended 31 December 2022 is set out on page 12.

This report is signed in accordance with a resolution of the Board of Directors.



**Jeffrey Williams**  
Chairman

Dated this 7<sup>th</sup> day of March 2023

### Competent Persons Statement

*The information in this report that relates to exploration results is based on information compiled by Andrew Pumphrey who is a Member of the Australian Institute of Geoscientists and is a Member of the Australasian Institute of Mining and Metallurgy. Andrew Pumphrey is a full-time employee of OzAurum Resources Ltd and has sufficient experience which is relevant to the style of mineralisation and type of deposit under consideration and to the activity which he is undertaking to qualify as a Competent Person as defined in the 2012 edition of the "Australasian Code for Reporting of Exploration Results, Mineral Resources and Ore Reserves". Mr Pumphrey has given his consent to the inclusion in this report of the matters based on the information in the form and context in which it appears.*

## AUDITOR'S INDEPENDENCE DECLARATION

As lead auditor for the review of the consolidated financial report of OzAurum Resources Limited for the half-year ended 31 December 2022, I declare that to the best of my knowledge and belief, there have been no contraventions of:

- a) the auditor independence requirements of the *Corporations Act 2001* in relation to the review; and
- b) any applicable code of professional conduct in relation to the review.

Perth, Western Australia  
7 March 2023



**N G Neill**  
Partner

**hlb.com.au**

**HLB Mann Judd (WA Partnership) ABN 22 193 232 714**

Level 4, 130 Stirling Street, Perth WA 6000 / PO Box 8124 Perth BC WA 6849

**T:** +61 (0)8 9227 7500 **E:** mailbox@hlbwa.com.au

Liability limited by a scheme approved under Professional Standards Legislation.

HLB Mann Judd (WA Partnership) is a member of HLB International, the global advisory and accounting network.

# Consolidated Statement of Profit or Loss and Other Comprehensive Income

for the half-year ended 31 December 2022

	31 Dec 2022	31 Dec 2021
	\$	\$
Interest income	4,587	3,000
Exploration costs	(1,221,888)	(2,451,962)
Director fees	(100,000)	(100,000)
Compliance and professional fees	(117,806)	(147,276)
Depreciation	(65,929)	(48,953)
Administration expenses	(129,052)	(125,106)
Employee benefits expense	(188,387)	(158,363)
Occupancy costs	(6,884)	(2,449)
Interest expense and finance charges	(3,335)	(5,513)
(Loss) before income tax	<b>(1,828,694)</b>	<b>(3,036,622)</b>
Income tax expense	–	–
(Loss) from continuing operations after related income tax expense for the half year attributable to members of OzAurum Resources Limited	<b>(1,828,694)</b>	<b>(3,036,622)</b>
Other comprehensive income	–	–
Total comprehensive loss attributable to the members of OzAurum Resources Limited	<b>(1,828,694)</b>	<b>(3,036,622)</b>
<b>(Loss) per share for the half year attributable to members of OzAurum Resources Limited</b>		
Basic and diluted loss per share (cents)	(1.44) cents	(2.65) cents

The above consolidated statement of profit or loss and other comprehensive income should be read in conjunction with the accompanying notes.

# Consolidated Statement of Financial Position

as at 31 December 2022

	Note	As at 31 Dec 2022 \$	As at 30 Jun 2022 \$
<b>ASSETS</b>			
<b>Current Assets</b>			
Cash and cash equivalents		2,285,441	4,295,589
Other receivables	3	71,938	70,754
Other current assets		132,058	69,777
<b>Total Current Assets</b>		<b>2,489,437</b>	<b>4,436,120</b>
<b>Non-Current Assets</b>			
Property, plant and equipment		405,901	443,388
Right of use asset		48,917	66,183
Exploration assets	4	1,146,383	1,146,383
<b>Total Non-Current Assets</b>		<b>1,601,201</b>	<b>1,655,954</b>
<b>TOTAL ASSETS</b>		<b>4,090,638</b>	<b>6,092,074</b>
<b>LIABILITIES</b>			
<b>Current Liabilities</b>			
Trade and other payables	5	351,469	531,100
Lease liability	6	37,117	34,741
Provisions		67,894	46,369
<b>Total Current Liabilities</b>		<b>456,480</b>	<b>612,210</b>
<b>Non-Current Liabilities</b>			
Lease liability	6	16,857	36,094
Provisions		6,789	4,564
<b>Total Non-Current Liabilities</b>		<b>23,646</b>	<b>40,658</b>
<b>TOTAL LIABILITIES</b>		<b>480,126</b>	<b>652,868</b>
<b>NET ASSETS</b>		<b>3,610,512</b>	<b>5,439,206</b>
<b>EQUITY</b>			
Contributed equity	7	14,414,991	14,414,991
Reserves		385,314	385,314
Accumulated losses		(11,189,793)	(9,361,099)
<b>TOTAL EQUITY</b>		<b>3,610,512</b>	<b>5,439,206</b>

The above consolidated statement of financial position should be read in conjunction with the accompanying notes.



# Consolidated Statement of Cash Flows

for the half-year ended 31 December 2022

	31 Dec 2022 \$	31 Dec 2021 \$
<b>Cash flows from operating activities</b>		
Payments to suppliers and employees	(519,330)	(583,583)
Payment for exploration expenditure	(1,426,426)	(2,646,317)
Interest received	5,313	5,487
Interest paid	(3,335)	(5,513)
Net cash flows used in operating activities	<b>(1,943,778)</b>	<b>(3,229,926)</b>
<b>Cash flows from investing activities</b>		
Acquisition of tenements	-	(131,159)
Payments for property, plant and equipment	(12,478)	(97,979)
Net cash flows used in investing activities	<b>(12,478)</b>	<b>(229,138)</b>
<b>Cash flows from financing activities</b>		
Share issue costs	(37,031)	-
Payment of lease liability	(16,861)	(14,740)
Net cash flows used in financing activities	<b>(53,892)</b>	<b>(14,740)</b>
Net (decrease) in cash held	<b>(2,010,148)</b>	<b>(3,473,804)</b>
Cash and cash equivalents at the beginning of the half-year	4,295,589	7,567,715
Cash and cash equivalents at the end of the half-year	<b>2,285,441</b>	<b>4,093,911</b>

The above consolidated statement of cash flows should be read in conjunction with the accompanying notes.

# Consolidated Statement of Changes in Equity

for the half-year ended 31 December 2022

	Contributed Equity \$	Reserves \$	Accumulated Losses \$	Total Equity \$
<b>Balance at 1 July 2022</b>	14,414,991	385,314	(9,361,099)	5,439,206
Total comprehensive loss for the half-year	–	–	(1,828,694)	(1,828,694)
<b>Balance at 31 December 2022</b>	<b>14,414,991</b>	<b>385,314</b>	<b>(11,189,793)</b>	<b>3,610,512</b>
<b>Balance at 1 July 2021</b>	<b>12,584,625</b>	<b>385,314</b>	<b>(4,467,264)</b>	<b>8,502,675</b>
Total comprehensive loss for the half-year	–	–	(3,036,622)	(3,036,622)
<b>Balance at 31 December 2021</b>	<b>12,584,625</b>	<b>385,314</b>	<b>(7,503,886)</b>	<b>5,466,053</b>

*The above consolidated statement of changes in equity should be read in conjunction with the accompanying notes.*

# Notes to the Consolidated Financial Statements

for the half-year ended 31 December 2022

## 1. SUMMARY OF SIGNIFICANT ACCOUNT POLICIES

The principal accounting policies adopted in the preparation of the financial report are set out below. These policies have been consistently applied to all periods presented unless otherwise stated. The financial report includes financial statements of the consolidated entity consisting of OzAurum Resources Limited and its subsidiary (referred to as “the Group”).

### (a) Basis of Preparation

The half-year consolidated financial statements are general purpose financial statements prepared in accordance with the requirements of the *Corporations Act 2001*, Australian Accounting Standard AASB 134 *Interim Financial Reporting*, Australian Accounting Interpretations and other authoritative pronouncements of the Australian Accounting Standards Board.

It is recommended that this financial report be read in conjunction with the annual financial report for the period ended 30 June 2022 and any public announcements made by OzAurum Resources Limited and its controlled entity during the half-year in accordance with continuous disclosure requirements arising under the *Corporations Act 2001*.

The half-year report does not include full disclosures of the type normally included in an annual financial report. Therefore, it cannot be expected to provide a full understanding of the financial performance, financial position and cash flows of the Group as in the full financial report.

The accounting policies and methods of computation adopted in the preparation of the half-year financial statements are consistent with those adopted and disclosed in the Group’s annual financial report for the financial period ended 30 June 2022 except for the impact (if any) of the new and revised Standards and Interpretations effective 1 July 2022 as discussed below.

It has been determined by the Group that there is no impact, material or otherwise, of the new and revised Standards and Interpretations on its business and, therefore, no change is necessary to Group accounting policies.

Any new or amended Accounting Standards or Interpretations that are not yet mandatory have not been early adopted. It has been determined by the Group that there are no new Accounting Standards or Interpretations that have a material or otherwise impact on its business.

### Historical cost convention

These financial statements have been prepared under the historical cost convention, modified, where applicable, by the measurement at fair value of selected non-current assets, financial assets and financial liabilities.

### Going Concern

The Group has incurred a net loss after tax for the half year ended 31 December 2022 of \$1,828,694 (31 December 2021: \$3,036,622) and incurred net cash outflows from operating activities of \$1,943,778 (31 December 2021: \$3,229,926). At 31 December 2022, the Group had current assets of \$2,489,437 (30 June 2022: \$4,436,120).

The ability of the Group to continue as a going concern is dependent on securing additional funding through debt or equity issues or partial sale of its mineral properties as and when the need to raise working capital arises, to continue to fund its operational activities.

These conditions indicate a material uncertainty that may cast a significant doubt about the Group's ability to continue as a going concern and, therefore, that it may be unable to realise its assets and discharge its liabilities in the normal course of business.

Management believe there are sufficient funds to meet the Group's working capital requirements as at the date of this report. Subsequent to period end the Group expects to receive additional funds through debt or equity issues.

The financial statements have been prepared on the basis that the Group is a going concern, which contemplates the continuity of normal business activity, realisation of assets and settlement of liabilities in the normal course of business for the following reasons:

- The Group has a proven history of successfully raising capital.
- The Directors believe that there is sufficient cash available for the Group to continue operating until it can raise sufficient further capital to fund its ongoing activities.
- The fact that future exploration and evaluation expenditures are generally discretionary in nature and may be slowed or suspended as part of the management of the Group's working capital and other forecast commitments.

Should the Group not be able to continue as a going concern, it may be required to realise its assets and discharge its liabilities other than in the ordinary course of business, and at amounts that differ from those stated in the financial statements and that the financial report does not include any adjustments relating to the recoverability and classification of recorded asset amounts or liabilities that might be necessary should the Group not continue as a going concern.

## 2. SEGMENT REPORTING

Operating segments are reported in a manner consistent with the internal reporting provided to the chief operating decision maker. The chief operating decision maker, who is responsible for allocating resources and assessing performance of the operating segments, has been identified as the Board of Directors.

OzAurum Resources Limited operates in the mineral exploration industry in Australia.

Given the nature of the Group, its size and current operations, management does not treat any part of the Group as a separate operating segment. Internal financial information used by the Group's decision makers is presented on a "whole of entity" manner without dissemination to any separately identifiable segments.

The Group's management operate the business as a whole without any special responsibilities for any separately identifiable segments of the business.

Accordingly, the financial information reported elsewhere in this financial report is representative of the nature and financial effects of the business activities in which it engages and the economic environments in which it operates.

**3. TRADE AND OTHER RECEIVABLES**

	31 Dec 2022	30 Jun 2022
	\$	\$
Interest receivable	-	725
GST receivable	59,794	70,029
Other receivable	12,144	-
	71,938	70,754

As of 31 December 2022, there were no trade or other receivables which were past due but not impaired.

**4. EXPLORATION ASSETS**

	31 Dec 2022	30 Jun 2022
	\$	\$
<i>Exploration and evaluation phases</i>		
At cost	1,146,383	1,146,383

A reconciliation of the movements in the capitalised exploration assets is detailed below:

	31 Dec 2022	30 Jun 2022
	\$	\$
Opening balance	1,146,383	1,011,918
Acquisition of additional tenement at Mulgabbie (cash)	-	120,000
Stamp duty paid	-	14,465
Closing Balance	1,146,383	1,146,383

Exploration costs are only carried forward to the extent that they are expected to be recouped through the successful development or sale of the area or where activities in the area have not yet reached a stage that permits reasonable assessment of the existence of economically recoverable reserves.

**5. TRADE AND OTHER PAYABLES**

	31 Dec 2022	30 Jun 2022
	\$	\$
Trade payables	237,249	421,477
Accruals	43,397	46,416
Other creditors	70,823	63,207
	351,469	531,100

## 6. LEASES

The Company signed a three-year, lease agreement for office premises in Kalgoorlie, Western Australia with a commencement date of 4 June 2021. The lease agreement was accounted for under AASB 16 which resulted in the recognition of 'right of use asset' and 'lease liability' on the statement of financial position.

Lease liability is presented in the statement of financial position as follows:

	31 Dec 2022	30 Jun 2022
	\$	\$
Lease liability – Current	37,117	34,741
Lease liability – Non-current	16,857	36,094
	53,974	70,835

## 7. CONTRIBUTED EQUITY

	31 Dec 2022	30 Jun 2022
Shares	\$	\$
Ordinary shares	14,414,991	14,414,991

	31 Dec 2022		31 Dec 2021	
	Number	\$	Number	\$
<i>Movements in ordinary shares on issue</i>				
Shares on issue at beginning of period	127,000,000	14,414,991	114,500,000	12,584,625
Closing balance	127,000,000	14,414,991	114,500,000	12,584,625

	31 Dec 2022		31 Dec 2021	
	31 Dec 2022	Weighted average exercise price	31 Dec 2021	Weighted average exercise price
Options	Number	\$	Number	\$
Outstanding at beginning of period	13,725,000	0.375	13,725,000	0.375
Outstanding at the end of the period	13,725,000	0.375	13,725,000	0.375
Exercisable at the end of the period	13,725,000	0.375	13,725,000	0.375

## 8. CONTINGENT LIABILITIES

As at the date of the report, the Directors are not aware of any material contingent liabilities that would require disclosure.

## 9. COMMITMENTS

<b>Exploration commitments</b>	<b>31 Dec 2022</b>	<b>30 Jun 2022</b>
	\$	\$
<i>Payable:</i>		
Within one year	276,600	261,600
Later than one year but not later than 5 years	608,011	793,551
Later than 5 years	212,083	266,083
	<b>1,096,694</b>	<b>1,321,234</b>

## 10. RELATED PARTY TRANSACTIONS

### Transactions with related parties

Transactions with related parties during the half-year were on the same basis as stated in the 30 June 2022 Annual Report.

## 11. FINANCIAL INSTRUMENTS

The fair value of financial instruments approximate their carrying values at balance date. There has been no change to the methods or valuation techniques used for the purpose of measuring fair value.

## 12. SUBSEQUENT EVENTS

There has been no other matters or circumstances that has arisen after reporting date that has significantly affected, or may significantly affect, the operations of the consolidated entity, the results of those operations, or the state of affairs of the consolidated entity in future financial periods.

# Directors' Declaration

## for the half-year ended 31 December 2021

The directors of the Company declare that:

1. The financial statements and notes, as set out on pages 13 to 21:
  - (a) comply with Accounting Standard AASB 134 *Interim Financial Reporting* and the Corporations Regulations 2001 and other mandatory professional reporting requirements; and
  - (b) give a true and fair view of the economic entity's financial position as at 31 December 2022 and of its performance for the half-year ended on that date.
2. In the Directors' opinion there are reasonable grounds to believe that the Company will be able to pay its debts as and when they become due and payable.

This declaration is made in accordance with a resolution of the Board of Directors.



**Jeff Williams**  
Chairman

Dated this 7<sup>th</sup> day of March 2023



## INDEPENDENT AUDITOR'S REVIEW REPORT

To the members of OzAurum Resources Limited

### Report on the Condensed Half-Year Financial Report

#### *Conclusion*

We have reviewed the accompanying half-year financial report of OzAurum Resources Limited ("the company") which comprises the consolidated statement of financial position as at 31 December 2022, the consolidated statement of profit or loss and other comprehensive income, the consolidated statement of changes in equity and the consolidated statement of cash flows for the half-year ended on that date, notes comprising a summary of significant accounting policies and other explanatory information, and the directors' declaration, for the Group comprising the company and the entities it controlled at the half-year end or from time to time during the half-year.

Based on our review, which is not an audit, we have not become aware of any matter that makes us believe that the half-year financial report of OzAurum Resources Limited does not comply with the *Corporations Act 2001* including:

- (a) giving a true and fair view of the Group's financial position as at 31 December 2022 and of its performance for the half-year ended on that date; and
- (b) complying with Accounting Standard AASB 134 *Interim Financial Reporting* and the *Corporations Regulations 2001*.

#### *Basis for conclusion*

We conducted our review in accordance with ASRE 2410 *Review of a Financial Report Performed by the Independent Auditor of the Entity*. Our responsibilities are further described in the *Auditor's responsibilities for the review of the financial report* section of our report. We are independent of the company in accordance with the auditor independence requirements of the *Corporations Act 2001* and the ethical requirements of the Accounting Professional and Ethical Standards Board's APES 110 *Code of Ethics for Professional Accountants (including Independence Standards)* (the Code) that are relevant to our audit of the annual financial report in Australia. We have also fulfilled our other ethical responsibilities in accordance with the Code.

#### *Material uncertainty related to going concern*

We draw attention to Note 1 in the financial report, which indicates that a material uncertainty exists that may cast significant doubt on the Group's ability to continue as a going concern. Our conclusion is not modified in respect of this matter.

#### *Responsibility of the directors for the financial report*

The directors of the company are responsible for the preparation of the half-year financial report that gives a true and fair view in accordance with Australian Accounting Standards and the *Corporations Act 2001* and for such internal control as the directors determine is necessary to enable the preparation of the half-year financial report that gives a true and fair view and is free from material misstatement, whether due to fraud or error.

#### **hlb.com.au**

#### **HLB Mann Judd (WA Partnership) ABN 22 193 232 714**

Level 4, 130 Stirling Street, Perth WA 6000 / PO Box 8124 Perth BC WA 6849

T: +61 (0)8 9227 7500 E: mailbox@hlbwa.com.au

Liability limited by a scheme approved under Professional Standards Legislation.

HLB Mann Judd (WA Partnership) is a member of HLB International, the global advisory and accounting network.

*Auditor's responsibility for the review of the financial report*

Our responsibility is to express a conclusion on the interim financial report based on our review. ASRE 2410 requires us to conclude whether we have become aware of any matter that makes us believe that the interim financial report is not in accordance with the *Corporations Act 2001* including giving a true and fair view of the Group's financial position as at 31 December 2022 and its performance for the interim ended on that date, and complying with Accounting Standard AASB 134 *Interim Financial Reporting* and the *Corporations Regulations 2001*.

A review of an interim financial report consists of making enquiries, primarily of persons responsible for financial and accounting matters, and applying analytical and other review procedures. A review is substantially less in scope than an audit conducted in accordance with Australian Auditing Standards and consequently does not enable us to obtain assurance that we would become aware of all significant matters that might be identified in an audit. Accordingly, we do not express an audit opinion.

*Independence*

In conducting our review, we have complied with the independence requirements of the *Corporations Act 2001*.



**HLB Mann Judd**  
**Chartered Accountants**

**Perth, Western Australia**  
**7 March 2023**



**N G Neill**  
**Partner**



OzAurum Resources Limited  
ACN 643 244 544

Unit 1, 15 Williams Street, West Kalgoorlie WA 6430  
[info@ozaurumresources.com](mailto:info@ozaurumresources.com) | [www.ozaurumresources.com](http://www.ozaurumresources.com)