

# TYRANNA

## RESOURCES LTD

ABN 79 124 990 405

and

**Controlled Entities**

# Interim Financial Report

**For the Half-Year ended 31 December 2022**

This interim financial report does not include all the notes of the type normally included in an annual financial report. Accordingly, this report is to be read in conjunction with the Annual Report for the year ended 30 June 2022 and any public announcements made by Tyranna Resources Limited during the half-year in accordance with the continuous disclosure requirements of the Corporations Act 2001.

## Contents

Corporate Directory .....	3
Directors' Report .....	4
Auditor's Independence Declaration.....	14
Condensed Consolidated Statement Of Profit Or Loss And Other Comprehensive Income .....	15
Condensed Consolidated Statement Of Financial Position.....	16
Condensed Consolidated Statement Of Changes In Equity .....	17
Condensed Consolidated Statement Of Cash Flows .....	18
Notes To The Financial Statements .....	19
Directors' Declaration .....	25
Independent Auditor's Review Report.....	26

## Corporate Directory

### DIRECTORS

Giuseppe (Joe) Graziano – Chairman  
Paul Williams – Executive Director  
Peter Spitalny – Executive Director  
David Wheeler – Non-Executive Director

### COMPANY SECRETARY

Tim Slate

### REGISTERED OFFICE

Level 3, 101 St Georges Terrace  
Perth, WA 6000  
Telephone: +61 (08) 6558 0886

### AUDITORS

Hall Chadwick WA Audit Pty Ltd  
283 Rokeby Road  
Subiaco, WA 6008  
Telephone: +61 (08) 9426 0666

### SHARE REGISTRAR

Advanced Share Registry Ltd  
110 Stirling Highway  
Nedlands, WA 6009  
Telephone: +61 (08) 9389 8033  
Facsimile: +61 (08) 9389 7871

### STOCK EXCHANGE LISTING

Australian Securities Exchange  
(Home Exchange: Perth, Western Australia)  
Code: TYX  
TYXOC

### BANKERS

Westpac Banking Corporation  
109 St Georges Terrace  
Perth, WA 6000

### Directors' Report

Your directors' present their report on Tyranna Resources Limited ("Tyranna" or the "Company") and of the Group being the Company and its controlled entity for the half-year ended 31 December 2022.

#### DIRECTORS

The names of the directors in office at any time during or since the end of the year are:

Giuseppe Graziano – Non-Executive Chairman

David Wheeler – Non-Executive Director

Joseph S. Pinto – Non-Executive Director (resigned 18 August 2022)

Paul Williams – Executive Director (appointed 18 August 2022)

Peter Spitalny – Executive Director (appointed 18 August 2022)

Directors have been in office since the start of the financial year to the date of this report unless otherwise stated.

#### COMPANY SECRETARY

The following person held the position of Company Secretary at the end of the financial year:

Tim Slate

#### PRINCIPAL ACTIVITIES

The principal activities of the Group during the course of the half-year were mineral exploration and project development. There were no significant changes in the nature of the principal activities during the financial year.

#### OPERATING RESULTS AND FINANCIAL REVIEW

##### *Profit and loss*

The Group's loss for the half-year after providing for income tax amounted to \$4,736,208 (2021: \$566,985).

##### *Financial position*

The directors believe the Group is in a stable financial position to expand and grow its current operations. The Group's net assets as at 31 December 2022 are \$40,316,586 (30 June 2022: \$3,665,332).

##### *Liquidity and capital resources*

The Company's principal source of liquidity as at 31 December 2022 is cash of \$1,917,374 (30 June 2022: \$3,032,713).

#### DIVIDENDS

No dividends were paid or declared during the half-year or in the period to the date of this report.

#### SIGNIFICANT CHANGES IN STATE OF AFFAIRS

In the opinion of the Directors there are no significant changes in the state of affairs of the Group that occurred during the half-year under review that is not mentioned elsewhere in this report, the financial statements or notes attached thereto.

#### CORPORATE

On 27 May 2022, Tyranna issued 220,000,000 new fully paid ordinary Shares at \$0.005 following the successful raise of \$1,100,000 before costs (Placement). Under the terms of the Placement, participants received one (1) free attaching option to acquire Tyranna shares for every two (2) shares subscribed for, exercisable at \$0.01 per share on or before 30 June 2025 (collectively Placement Securities).

## INTERIM FINANCIAL REPORT 2022

### Directors' Report (continued)

On 18 August 2022, Tyranna announced the completion of the Acquisition of an 80% interest in Angolan Minerals Pty Ltd ("Angolan Minerals") the legal and beneficial owner of Prospecting Licence No. 001/02/01/T.P/ANG-MIREMPET/2022.

Tyranna acquired 80% of the issued capital (Sale Shares) and 100% of the issued options (Sale Options) (collectively Sale Securities) of Angolan Minerals from its current shareholders (Sellers). Tyranna will free carry the Sellers' retained 20% in Angolan Minerals in respect of all exploration expenditure until completion of a bankable feasibility study on Angolan Minerals' tenements. The transaction was introduced by CPS Capital and was approved at a general meeting of shareholders on 4 August 2022.

#### *Consideration*

Tyranna issued 700,000,000 fully paid ordinary shares in the Company (Consideration Shares), 350,000,000 options to acquire shares in the Company, exercisable at \$0.01 per share on or before 30 June 2025 (Consideration Options), and 700,000,000 performance shares, convertible into Tyranna shares on satisfaction of the performance milestones (Performance Shares), as consideration for the Sale Securities.

#### *Performance Milestones*

The Performance Shares will be issued to the Sellers in two equal tranches converting into ordinary shares on achievement of the following performance milestones:

(i) 350,000,000 Class A Performance Shares to vest on:

A. achievement of 10m (or greater) intercept @ 1% Li<sub>2</sub>O (or greater), representing lithium mineralisation having a true thickness or near-true thickness of at least 10m; OR

B. TYX 20-day VWAP equal to or exceeding \$0.02,  
within 3 years of issue.

(ii) 350,000,000 Class B Performance Shares to vest on:

A. definition of a cumulative project Mineral Resource exceeding 10Mt @ 1% Li<sub>2</sub>O at the Inferred level of classification, compliant with the JORC Code (2012); OR

B. TYX 20-day VWAP equal to or exceeding \$0.03,  
within 5 years of issue.

#### *Advisor Fee*

Tyranna agreed to pay a non-cash facilitation fee to CPS Capital Group Pty Ltd (CPS) to be settled in Tyranna shares and options as follows:

- a) 105,000,000 fully paid ordinary shares in the Company (Advisor Shares); and
- b) 52,500,000 options to acquire Tyranna shares (Advisor Options).

#### *Exclusivity Fee*

Tyranna paid a fee of \$50,000 (plus GST) to Angolan Minerals for a 30-day exclusivity period during which Tyranna and the Sellers executed a formal share sale agreement.

#### *Officer Options*

Tyranna agreed to issue of 120,000,000 options to acquire Tyranna shares, exercisable at \$0.01 per share on or before 30 June 2025, to the directors and company secretary of the Company (Officer Options).

As part of the Acquisition, Mr Paul Williams joined the Tyranna Board as an executive director on 18 August 2022. Paul has been directly involved in Angola since 2008 and continues that association in his belief that the true potential of Angola's mineral resources has not yet been discovered or developed.

In addition, Mr Peter Spitalny was appointed as an executive director on 18 August 2022. Peter is an

## INTERIM FINANCIAL REPORT 2022

### Directors' Report (continued)

exploration geologist having three decades of experience with a range of minerals and mineralisation styles and a particular interest in pegmatites, especially those that contain lithium minerals. He has investigated pegmatite-hosted lithium mineralisation in Australia, Canada, Brazil, Argentina, Namibia, Democratic Republic of Congo and most recently Angola. Mr Spitalny is a Competent Person (compliant with the JORC Code 2012).

During the period, the Company received \$555,647 following the early exercise of 55,564,658 million options exercisable at \$0.01 on or before 30 June 2025.

### AFTER BALANCE DATE EVENTS

There has been no other significant event after reporting date.

### REVIEW OF OPERATIONS

#### OVERVIEW

Tyranna Resources Limited is an Australian ASX Listed explorer focused on discovery and development of battery and critical minerals in Australia and Overseas.

### Namibe Lithium Project

On 16 May 2022, Tyranna announced that it had executed a binding terms sheet to acquire an 80% interest in Angolan Minerals Pty Ltd (Angolan Minerals) with Tyranna completing negotiations in respect of the proposed acquisition of Angolan Minerals and executing a formal share sale agreement with the shareholders of Angolan Minerals on 27 June 2022 (Acquisition). The Acquisition was approved by Tyranna shareholders at a general meeting on 4 August 2022 and completion occurred on 18 August 2022.

The Acquisition provides an opportunity to explore in the highly prospective West African region.

The fundamentals surrounding mineral exploration in Angola are the favourable geology, the limited amount of modern exploration techniques used to date and the Angolan government's objective to attract foreign investment in the mineral resource sector.



Figure 1: Location of the Namibe Lithium Project

Directors' Report (continued)

REVIEW OF OPERATIONS (continued)

The 207km<sup>2</sup> project area contains the Giraul pegmatite field, in which approximately 600 or more pegmatites are exposed within an area spanning 25km long and up to 10km wide (Figure 2). The exposed pegmatites are up to 1,500m long and 100m wide, presenting as patches of outcrop surrounded by rubble and shallow soil derived from eroded pegmatite. The pegmatite field was discovered in the 1960's and there was minor production of feldspar and beryl until 1975.

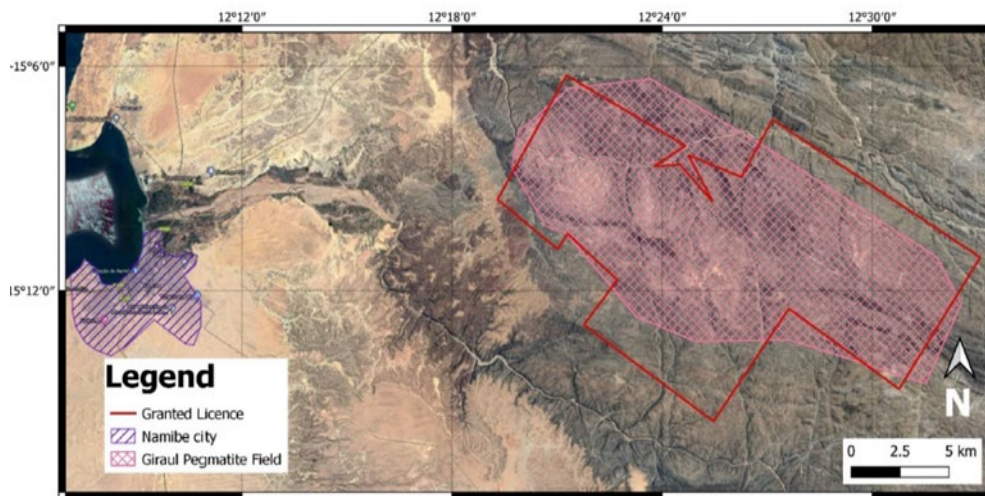


Figure 2: Location of the Namibe Lithium Project

In the lead up to completing the Acquisition, Angolan Minerals undertook and completed phase one of the exploration program at the Muvero Prospect, Namibe Province, Angola.

Along with the fieldwork, meetings were also held with key representatives of the Angolan government who are supportive of the project.

Fieldwork in July included rock-chip sampling of pegmatites, collection of a bulk sample for metallurgical testing and mapping. A summary of key results from the 50 rock-chip samples collected in July is that:

- > The majority of samples (46) were collected to assess visible Li-mineralisation
- > Of these samples, the range of grade was 0.10% – 9.74% Li<sub>2</sub>O, averaging 3.21% Li<sub>2</sub>O
- > 25 of the samples contained spodumene
- > 13 spodumene-bearing samples comprised a mixture of minerals, averaging 3.40% Li<sub>2</sub>O
- > 12 were monomineralic spodumene samples, averaging 7.49% Li<sub>2</sub>O; very low Fe, Mg and P

Details for the individual sites sampled are included in Table 1, with the location of the sites displayed in Figure 3.

Table 1: Summary of results for sites 19a, 19b, 21g, 21k, 21n and 22a (located Figure 3)

Site	Samples	Diagnostic samples	Samples with Li minerals	Li minerals present in samples	Range %Li <sub>2</sub> O in Li samples	Average% Li <sub>2</sub> O of Li samples
19a	6		6	LiFeMn phosphate* <sup>1</sup>	0.21– <b>1.45</b>	0.73
19b	4		4	<b>spodumene</b>	5.11– <b>7.88</b>	<b>6.71</b>
21g	1		1	LiFeMn phosphate* <sup>1</sup>	0.17	0.17
21k	8	3	5	Life Mn phosphate* <sup>1</sup>	0.12– <b>0.94</b>	0.60
21n	30		30	<b>spodumene</b> , LiMnFe phosphate* <sup>1</sup> , elbaite* <sup>2</sup> , lepidolite, amblygonite* <sup>3</sup>	0.03–9.74	<b>4.18</b>
22a	1	1	Nil	N/A	0.09* <sup>4</sup>	0.09* <sup>4</sup>



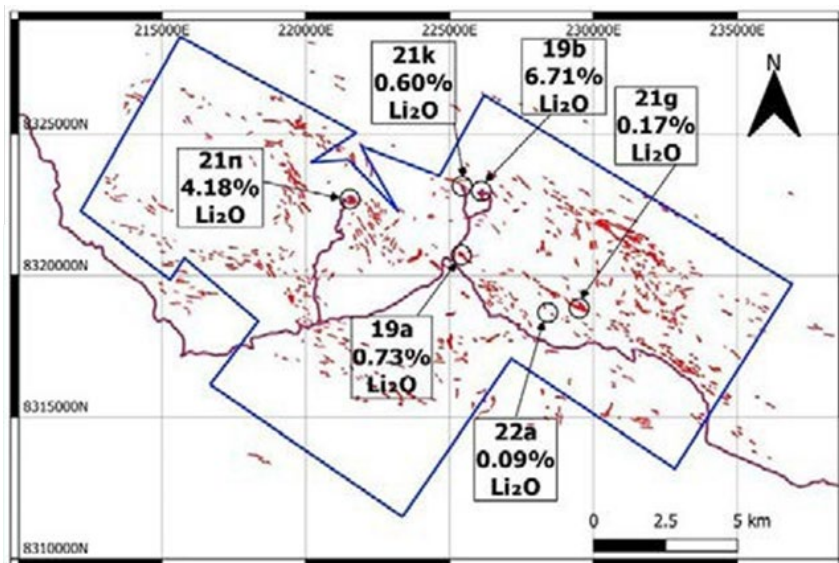


Figure 3: Location of sites sampled in July 2022; pegmatites red, access track magenta. Note that the majority of the pegmatites in the project remain to be inspected and sampled.

For sample locations, refer ASX Announcement 22 August 2022 Appendix 2, with full results contained in Appendix 3.

In August 2022, Tyranna announced the collection of a bulk-sample. Site 21n contains numerous pegmatites and spodumene is widespread. In addition to this, there are small excavations that resulted in rubble from which a bulk sample could be taken. This is important because it enables metallurgical test work to be completed to verify:

- > the processing characteristics of the pegmatite
- > the potential quality and type of spodumene concentrate able to be produced
- > the potential to produce a valuable tantalum or tin by- product.

A total of 120kg of pegmatite rubble derived from the excavations into one of the pegmatites at site 21n was collected. Samples were collected such that the overall mineralogy exposed in the workings was reasonably represented. This was possible because a major component of the rubble is fragments of pegmatite comprised of several mineral species. Samples of the rubble were also included in the suite of rock-chip samples to be assayed, these samples being NR047 – NR050 (Figures 4-7). These samples are important as they serve both as an overall guide of the general tenor of the mineralisation in the pegmatite and an illustration of the composition of the bulk sample.




Figure 4: Albite-spodumene-quartz-tourmaline rock. About 15% spodumene




Figure 5: Quartz-albite-spodumene-tourmaline-lepidolite rock. About 10% spodumene



Figure 6: Spodumene-albite-tourmaline-quartz rock. About 50% spodumene



Figure 7: Quartz-spodumene-albite-muscovite rock. About 15% spodumene



## INTERIM FINANCIAL REPORT 2022

### Directors' Report (continued)

#### REVIEW OF OPERATIONS (continued)

Tyranna completed the first-ever drilling program within the entire Namibe Lithium Project during the period, comprised of the Maiden (first) drilling program completed at the Muvero Prospect. Drilling confirmed that lithium mineralisation extends beneath the surface, intersecting broad lithium-bearing zones containing abundant spodumene. Processing of the core was achieved on-schedule, with export of pulps to Australia for assay achieved before the year's end.

In addition to drilling, pollucite was discovered in pegmatite at the Muvero Prospect, confirming the assessment of the pegmatite as highly fractionated and suggesting that it developed from a large lithium-rich source. The occurrence of pollucite supports the proposition that a significant lithium deposit may be present at the Muvero Prospect and that follow-up drilling in 2023 is warranted.

Along with completion of the drilling program, the access track into the project was essentially re-built, which will ensure that exploration in 2023 can be achieved more readily. After completion of some track repairs to allow access by larger vehicles, drilling of the first drill-hole, NDDH001 commenced on 17th October, as shown in Figure 8.



Figure 8: First core run from NDDH001 at the Muvero Prospect.

All drill-core was logged in-detail at a site near the drilling using a makeshift field logging core rack and orientation bar (Figures 9 and 10).



Figure 9: Core-trays laid-out on makeshift core rack at site. Note drill-rig in background on top of hill, set-up on drill-hole NDDH004. Geologist Neil Scholtz logging drill-core from NDDH004.



Figure 10: View towards the south of the logging site. Geologist Neil Scholtz logging drill-core from NDDH004

**INTERIM FINANCIAL REPORT 2022**

**Directors' Report (continued)**


**REVIEW OF OPERATIONS (continued)**

Drilling was completed in late November, with 9 holes drilled for a total of 547.20m (Table 1). A drill-plan of drill-hole locations and accompanying cross-sections will be included in a follow-up announcement of drilling assay results.


**Table 1: Drill Collar Table**

Hole I.D.	Easting (mE)	Northing (mN)	Elevation (m)	Grid	Dip	Azimuth	EOH (m)
NDDH001	221588	8322755	297	WGS-84 z 33L	-45	360	92.90
NDDH002	221595	8322732	300	WGS-84 z 33L	-45	082	44.40
NDDH003	221627	8322741	309	WGS-84 z 33L	-48	227	83.10
NDDH004	221572	8322695	304	WGS-84 z 33L	-48	237	66.60
NDDH005	221572	8322695	304	WGS-84 z 33L	-63	238	48.70
NDDH006	221596	8322799	292	WGS-84 z 33L	-48	216	50.00
NDDH007	221571	8322695	304	WGS-84 z 33L	-45	275	58.90
NDDH008	221575	8322695	304	WGS-84 z 33L	-60	055	62.50
NDDH009	221532	8322669	294	WGS-84 z 33L	-45	055	40.10

Lithium minerals were observed in drill-core from 5 of the 9 drill-holes, being drill-core from NDDH004 (Figures 11 and 12), NDDH005, NDDH006, NDDH007 and NDDH009.



**Figure 11: NDDH004 Core-tray #9. Spodumene labelled spd, approx. 25% - 35% of the displayed core. Pale blue = albite (variety cleavelandite), purple = lepidolite, grey = quartz. The section of core within the orange ellipse is displayed in detail as a close-up view of the core in Figure 5 on p4 of this announcement.**



**Figure 12: Spodumene (spd) crystals\* at approx. 30.45m down-hole, NDDH004; refer also to Figure 11**

\*Note: visual indications and estimates of mineral species and abundance should never be considered a proxy or substitute for laboratory analysis and assay results will be announced when they become available.



## INTERIM FINANCIAL REPORT 2022

### Directors' Report (continued)

#### REVIEW OF OPERATIONS (continued)

All the drill-core was transported by road to the Geoangol facilities in Luanda. Tyranna directors Peter Spitalny and Paul Williams supervised the cutting of the core and completed the sampling of the cut drill-core from NDDH004, NDDH005, NDDH006, NDDH007 and NDDH009.

The drill-core samples were submitted to the Geoangol laboratory where they were crushed, pulverised and 100g sub-sample pulps were prepared. These pulps were exported to Australia for assay and arrived in Australia near the end of December.

At the commencement of the drilling program in October 2022, Tyranna director Peter Spitalny observed an unusual mineral occurring as a pod, surrounded by a mix of lithium minerals, feldspar and quartz, exposed in the wall of a small pit and identified the unusual mineral as pollucite.

Pollucite is a very rare mineral which contains caesium (Cs) and only occurs in very few extremely highly fractionated LCT Complex pegmatites in association with lithium minerals. It is a highly valuable mineral that is processed to produce caesium formate, which is a highly sought compound used in petroleum drilling. In the past decade, the world's entire production of pollucite has come from just three mines: Bernic Lake (aka Tanco) in Manitoba (Canada), being the source of more than 80% of the world's pollucite supply, Bikita in Zimbabwe and Sinclair in Western Australia.

To confirm that the unusual mineral was in fact pollucite, sample NR051 was taken from the pit wall (Figure 13), along with sample NR052 of rubble on the pit floor. The sample locations are attached as Appendix 2, with full assay results attached as Appendix 3 of ASX announcement dated 6 December 2022.

Assay results included extremely high caesium (Cs) concentrations:

- > Sample NR051 = 332,718ppm Cs (33.27% Cs<sub>2</sub>O)
- > Sample NR052 = 357,246ppm Cs (37.88% Cs<sub>2</sub>O)

The only mineral in which such high Cs concentrations can occur is pollucite, confirming the field identification of the mineral as pollucite. The presence of a substantial amount of pollucite as rubble on the pit floor suggests that prior to excavating the pit the original size of the pod was considerably larger or there were several pods of the mineral.

The presence of pollucite in pegmatite at the Muvero Prospect is significant for the following reasons:

- > Pollucite is very rare; only the most highly fractionated LCT pegmatites contain it
- > Large pods of pollucite only occur in large pegmatites; a lot of rock needs to crystallise before large pods of pollucite can form
- > Pollucite is a valuable commodity.

These points support the proposition that a significant lithium deposit may be present at the Muvero Prospect and that follow-up drilling of it in 2023 is warranted.



Figure 13: Exposed pollucite mass sampled as NR051. Field and logistics assistant Joao Paulo Boy provides scale

### Other Projects

#### WA Nickel Projects

On 29 October 2019, Tyranna announced that it had entered into a binding term sheet (Acquisition Agreement) with Clean Power Resources Pty Ltd (ACN 622 780 152) (CPR) and the shareholders of CPR (Vendors) to acquire 100% of the issued capital of CPR (Acquisition), which holds tenements in Western Australia and New South Wales that are primarily prospective for nickel mineralisation (Tenements). Upon completion of the Acquisition Agreement, the Company will acquire a 100% interest in the Tenements owned by CPR. Tyranna shareholders approved the Acquisition on 29 November 2019.

Under the terms of the Acquisition, deferred consideration securities were required to be issued if certain exploration milestones were met, being:

- an ASX announcement of the commencement of a drilling programme of at least 1,000 meters of air-core drilling, RC drilling or diamond drilling at any of the Tenements by 29 November 2021; and
- an ASX announcement of drill intersection of nickel sulphides of at least 0.7% Ni at any of the Tenements by 29 November 2021.

Furthermore, if Tyranna did not commence drilling activities on any of the by 29 November 2021, Tyranna was obliged to transfer the CPS shares back to the Vendors. As a result of delays encountered with the sale of Tyranna's Jumbuck Gold Project, Tyranna did not commence drilling activities on the tenements by 29 November 2021.

On 15 December 2021, the Company announced that the Acquisition Agreement has been varied where, deferred consideration securities will be required to be issued if certain exploration milestones are met, being:

- an ASX announcement by 29 November 2023 of the completion of 1,000 metres of reverse circulation drilling on targets identified by the Company's proposed moving loop electromagnetic survey to be conducted on the Tenements; and
- an ASX announcement of drill intersection of nickel sulphides of at least 0.7% Ni at any of the Tenements by 29 November 2023.

Furthermore, if Tyranna does not commence drilling activities on any of the Tenements within by 29 November 2023, Tyranna will be obliged to transfer the CPS shares back to the Vendors. Shareholders approved the variation of terms at a general meeting of shareholders on 4 August 2022.

The Company has continued to review the prospectivity of this project. The Company is focused on developing an effective strategy to explore the projects with a dedicated team in place to drive performance and cost effectively run the exploration program.

#### Weebo Gold Project

The Company sees potential in further exploration at the Weebo Gold Project. From the limited work undertaken at this point there are some immediate areas that require further investigation and the Company may look at detailed geophysics to identify potential drilling targets in the northern portion of the project area. There is a general lack of drilling on the prospects and the Company will focus on developing a systematic strategy to further investigate the potential as soon as possible. Fieldwork completed early in 2021 included a ground magnetic survey. Zones of magnetic anomalism have been interpreted as late magnetic intrusions and their location controlled by pre-existing structures, possibly having potential as hosts of gold mineralisation.

#### Pacific Express Ni Project

Tyranna did not undertake any work program on this project during the period. The project, located in northern NSW comprises a single licence (EL8733) for ~ 108 km. The area is prospective for lateritic Ni-Co mineralisation. Historical exploration has defined several target areas which require further investigation.

## INTERIM FINANCIAL REPORT 2022

### Directors' Report (continued)

### REVIEW OF OPERATIONS (continued)

#### COMPETENT PERSON'S STATEMENT

The information in this report that relates to exploration results for the Namibe Lithium Project is based on, and fairly represents, information and supporting geological information and documentation that has been compiled by Mr Peter Spitalny who is a Fellow of the AusIMM. Mr Spitalny is employed by Han-Ree Holdings Pty Ltd, through which he provides his services to Tyranna as an Executive Director; he is a shareholder of the company. Mr Spitalny has more than five years relevant experience in the exploration of pegmatites and qualifies as a Competent Person as defined in the 2012 edition of the "Australasian Code for Reporting of Exploration Results, Mineral Resources and Ore Reserves" (the JORC Code). Mr Spitalny consents to the inclusion of the information in this report in the form and context in which it appears.


#### COMPLIANCE STATEMENT

With reference to previously reported exploration results, included in this report and accompanied by proximal reference footnotes, the company confirms that it is not aware of any new information or data which materially affects the information included in the original announcement to the market. The company confirms that the form and context of the Competent Person's findings have not been modified from original announcements.

#### AUDITOR'S DECLARATION

The lead auditor's independence declaration under section 307C of the Corporations Act 2001 is set out on page 14 of the Financial Report for the half-year ended 31 December 2022.

This report is signed in accordance with a resolution of the Board of Directors.



Giuseppe (Joe) Graziano  
Director  
Perth, 14 March 2023

To the Board of Directors,

## Auditor's Independence Declaration under Section 307C of the Corporations Act 2001

As lead audit director for the review of the financial statements of Tyranna Resources Limited for the period ended 31 December 2022, I declare that to the best of my knowledge and belief, there have been no contraventions of:

- the auditor independence requirements of the *Corporations Act 2001* in relation to the review; and
- any applicable code of professional conduct in relation to the review.

Yours Faithfully



**HALL CHADWICK WA AUDIT PTY LTD**



**MARK DELAURENTIS CA**  
**Director**

Dated this 14<sup>th</sup> day of March 2023  
Perth, Western Australia



## INTERIM FINANCIAL REPORT 2022

### CONDENSED CONSOLIDATED STATEMENT OF PROFIT OR LOSS & OTHER COMPREHENSIVE INCOME For the Half-Year Ended 31 December 2022

	Note	31 December 2022 \$	31 December 2021 \$
<b>Revenue and other income</b>		8,399	6,590
<b>Expenses</b>			
Administrative expense		(52,614)	-
Consultancy expenses		(160,507)	(343,399)
Compliance and regulatory expenses		(50,538)	(22,196)
Director fees		(114,821)	(62,415)
Finance costs		-	(20,486)
IT and web services		(32,083)	-
Legal fees		(43,494)	(24,070)
Marketing		(410,000)	-
Occupancy costs		(9,000)	(11,323)
Share based payments		(3,386,520)	-
Share registry fees		(37,177)	-
Travel		(163,711)	-
Exploration costs		(244,939)	(89,686)
Other expenses from ordinary activities		(867)	-
Fair value losses on financial assets at fair value through profit or loss	4	(38,336)	-
<b>Loss before income tax</b>		<b>(4,736,208)</b>	<b>(566,985)</b>
Income tax benefit		-	-
<b>Loss for the period</b>		<b>(4,736,208)</b>	<b>(566,985)</b>
<b>Other comprehensive income</b>			
Foreign exchange		(10,487)	(5,003)
Net fair value gain / (loss) on financial asset measured at fair value through other comprehensive income		-	(9,548)
<b>Total other comprehensive income, net of tax</b>		<b>(10,487)</b>	<b>(14,551)</b>
<b>Total comprehensive loss</b>		<b>(4,746,695)</b>	<b>(581,536)</b>
Loss per share (cents per share)		(0.002)	(0.040)

The accompanying notes form part of these consolidated financial statements.

## INTERIM FINANCIAL REPORT 2022

### CONDENSED CONSOLIDATED STATEMENT OF FINANCIAL POSITION

As At 31 December 2022

	Note	31 December 2022 \$	30 June 2022 \$
<b>ASSETS</b>			
<b>CURRENT ASSETS</b>			
Cash and cash equivalents	2	1,917,374	3,032,713
Trade and other receivables	3	9,851	23,899
Financial assets	4	230,023	268,359
Prepayments		31,019	-
<b>TOTAL CURRENT ASSETS</b>		<b>2,188,267</b>	<b>3,324,971</b>
<b>NON-CURRENT ASSETS</b>			
Trade and other receivables	3	96,562	187,997
Exploration and evaluation expenditure	5	38,247,297	219,721
Tenement acquisition costs		-	50,000
<b>TOTAL NON-CURRENT ASSETS</b>		<b>38,343,859</b>	<b>457,718</b>
<b>TOTAL ASSETS</b>		<b>40,532,126</b>	<b>3,782,688</b>
<b>CURRENT LIABILITIES</b>			
Trade and other payables	6	215,540	117,356
<b>TOTAL CURRENT LIABILITIES</b>		<b>215,540</b>	<b>117,356</b>
<b>TOTAL LIABILITIES</b>		<b>215,540</b>	<b>117,356</b>
<b>NET ASSETS</b>		<b>40,316,586</b>	<b>3,665,332</b>
<b>EQUITY</b>			
Issued capital	8	91,988,086	87,035,612
Reserves	9	37,040,474	605,486
Accumulated losses		(88,711,974)	(83,975,766)
<b>TOTAL EQUITY</b>		<b>40,316,586</b>	<b>3,665,332</b>

The accompanying notes form part of these consolidated financial statements.

## INTERIM FINANCIAL REPORT 2022

### CONDENSED CONSOLIDATED STATEMENT OF CHANGES IN EQUITY

For the Year Ended 31 December 2022

	Note	Issued Capital	Financial Asset Reserve	Option Reserve	Rights Reserve	Foreign Currency Translation Reserve	Accumulated Losses	Total
		\$	\$	\$	\$	\$	\$	\$
<b>Balance at 1 July 2022</b>		<b>87,035,612</b>	-	<b>641,154</b>	-	<b>(35,668)</b>	<b>(83,975,766)</b>	<b>3,665,332</b>
Loss for the period		-	-	-	-	-	(4,736,208)	(4,736,208)
Other comprehensive gain		-	-	-	-	(10,487)	-	(10,487)
Total comprehensive gain/(loss) for the period		-	-	-	-	(10,487)	(4,736,208)	(4,746,695)
<i>Transaction with owners, in the capacity as owners, and other transfers</i>								
Shares issued for mineral properties	8,9	3,500,000	-	9,877,352	21,700,000	-	-	35,077,352
Advisor fees	8,9	525,000	-	1,481,603	-	-	-	2,006,603
Consultants	8	375,000	-	-	-	-	-	375,000
Transaction costs		(3,173)	-	-	-	-	-	(3,173)
Officer Options	9	-	-	3,386,521	-	-	-	3,386,521
Exercise of Options		555,647	-	-	-	-	-	555,647
<b>Balance at 31 December 2022</b>		<b>91,988,086</b>	-	<b>15,386,629</b>	<b>21,700,000</b>	<b>(46,155)</b>	<b>(88,711,974)</b>	<b>40,316,586</b>
<b>Balance at 1 July 2021</b>		<b>85,828,754</b>	-	<b>641,154</b>		<b>(33,477)</b>	<b>(83,192,085)</b>	<b>3,244,346</b>
Loss for the period		-	-	-	-	-	(566,985)	(566,985)
Other comprehensive loss		-	(9,548)	-	-	(5,003)	-	(14,551)
Total comprehensive loss for the period		-	(9,548)	-	-	(5,003)	(566,985)	(581,536)
<i>Transaction with owners, in the capacity as owners, and other transfers</i>								
		-	-	-	-	-	-	-
<b>Balance at 31 December 2021</b>		<b>85,828,754</b>	<b>(9,548)</b>	<b>641,154</b>		<b>(38,480)</b>	<b>(83,759,070)</b>	<b>2,662,810</b>

The accompanying notes form part of these consolidated financial statements.

## INTERIM FINANCIAL REPORT 2022

### CONDENSED CONSOLIDATED STATEMENT OF CASH FLOWS For the Half-Year Ended 31 December 2022

	Note	31 December 2022 \$	31 December 2021 \$
<b>CASH FLOWS FROM OPERATING ACTIVITIES</b>			
Payments for exploration and evaluation activity		(984,562)	(313,515)
Payments to suppliers and employees		(732,742)	(359,595)
Interest received		8,399	35
Other income		11,469	-
Net cash used in operating activities		(1,697,436)	(673,075)
<b>CASH FLOWS FROM INVESTING ACTIVITIES</b>			
Proceeds from disposal of exploration assets		-	2,400,000
Net cash from investing activities		-	2,400,000
<b>CASH FLOWS FROM FINANCING ACTIVITIES</b>			
Proceeds from exercise of options		555,647	-
Net cash from financing activities		555,647	-
Net increase/(decrease) in cash held		(1,115,339)	1,726,925
Cash at beginning of financial year		3,032,713	418,645
Effects of exchange rate changes on cash		26,450	-
<b>Closing Cash and Cash Equivalents</b>	2	<b>1,917,374</b>	<b>2,145,570</b>

The accompanying notes form part of these consolidated financial statements.

### NOTES TO THE CONSOLIDATED FINANCIAL STATEMENTS

#### NOTE 1: STATEMENT OF SIGNIFICANT ACCOUNTING POLICIES

##### a. Statement of compliance

The interim financial report is a general purpose financial report prepared in accordance with the *Corporations Act 2001* and AASB 134 'Interim Financial Reporting'. Compliance with AASB 134 ensures compliance with International Financial Reporting Standard IAS 34 'Interim Financial Reporting'. The interim report does not include notes of the type normally included in an annual financial report and shall be read in conjunction with the most recent annual financial report in accordance with continuous disclosure requirements arising under the *Corporations Act 2001*.

##### b. Basis of preparation

The condensed consolidated financial statements have been prepared on the basis of historical cost, except for the revaluation of certain non-current assets and financial instruments. Cost is based on the fair values of the consideration given in exchange for assets. All amounts are presented in Australian dollars, unless otherwise noted.

The accounting policies and methods of computation adopted in the preparation of the interim financial report are consistent with those adopted and disclosed in the Company's 2022 annual financial report for the financial year ended 30 June 2022, except for the impact of the Standards and Interpretations described below, and the change in accounting policy as described below. These accounting policies are consistent with Australian Accounting Standards and with International Financial Reporting Standards.

The interim financial statements comply with Australian Accounting Standards, which include Australian equivalents to International Financial Reporting Standards (AIFRS). Compliance with AIFRS ensures that the financial report, comprising the interim financial statements and notes thereto, complies with International Financial Reporting Standards (IFRS).

##### c. Adoption of new and revised Accounting Standards

###### *Standards and Interpretations applicable to 31 December 2022*

In the period ended 31 December 2022, the directors have reviewed all the new and revised Standards and Interpretations issued by the AASB that are relevant to the Group and have determined there is no material impact on the Group and therefore no change is necessary to Group accounting policies.

###### *Standards and Interpretations in issue not yet adopted*

The Directors have also reviewed all the new and revised Standards and Interpretations in issue not yet adopted for the period ended 31 December 2022. As a result of this review the Directors have determined that there is no material impact of the Standards and Interpretations in issue not yet adopted on the Group and, therefore, no changes are necessary to Group accounting policies.

##### d. Significant Accounting Estimates and Judgements

The preparation of the interim financial statements requires management to make judgements, estimates and assumptions that affect the application of accounting policies and the reported amounts of assets, liabilities, income and expense. Actual results may differ from these estimates.

The judgements, estimates and assumptions applied in the interim financial statements, including the key sources of estimation uncertainty were the same as those applied in the Group's last annual financial statements for the year ended 30 June 2022.

##### e. Going Concern Disclosure

The half-year financial report has been prepared on the going concern basis, which contemplates continuity of normal business activities and the realisation of assets and settlements of liabilities in the ordinary course of business.

## INTERIM FINANCIAL REPORT 2022

The Group incurred a loss for the period of \$4,736,208 (31 December 2021 loss: \$566,985). The Group incurred net cash outflows from operating activities of \$1,697,436 (31 December 2021: \$673,075) during the half year. As at 31 December 2022, the Group had a working capital position of \$1,972,727 (30 June 2022: \$3,207,615).

The ability of the Consolidated Group to continue as a going concern is principally dependent upon the ability of the Company to secure funds by raising capital from equity markets and managing cashflow in line with available funds. These conditions indicate a material uncertainty that may cast significant doubt about the ability of the Company to continue as a going concern. In the event the above matters are not achieved, the Company will be required to raise funds for working capital from debt or equity sources.

The directors have prepared a cash flow forecast, which indicates that the Group will have sufficient cash flows to meet all commitments and working capital requirements for the 12 months period from the date of signing this half-year financial report.

Based on the cash flow forecasts and other factors referred to above, the directors are satisfied that the going concern basis of preparation is appropriate. In particular, given the Company's history of raising capital to date, the directors are confident of the Company's ability to raise additional funds as and when they are required.

Should the Consolidated Group be unable to continue as a going concern it may be required to realise its assets and extinguish its liabilities other than in the normal course of business and at amounts different to those stated in the financial statements. The financial statements do not include any adjustments relating to the recoverability and classification of asset carrying amounts or to the amount and classification of liabilities that might result should the Company be unable to continue as a going concern and meet its debts as and when they fall due.

### NOTE 2: CASH AND CASH EQUIVALENTS

	<b>31 December 2022 \$</b>	<b>30 June 2022 \$</b>
Cash at bank and in hand	1,917,374	4,310
Short-term bank deposits	-	3,028,403
	<b>1,917,374</b>	<b>3,032,713</b>

Cash at bank and short-term bank deposits earn interest at floating rate based on daily bank deposit rates.

### NOTE 3: TRADE AND OTHER RECEIVABLES

	<b>31 December 2022 \$</b>	<b>30 June 2022 \$</b>
<b>CURRENT</b>		
GST receivable	9,851	12,430
Other receivables	-	11,469
	<b>9,851</b>	<b>23,899</b>
<b>NON-CURRENT</b>		
Environmental Bond	80,000	80,000
Security Bond	15,000	15,000
Trade and other receivables	1,562	92,997
	<b>96,562</b>	<b>187,997</b>

The Group has no significant concentration of credit risk with respect to any single counter party or group of counter parties other than those receivables specifically provided for and mentioned within this note.



## INTERIM FINANCIAL REPORT 2022

### NOTE 4: FINANCIAL ASSETS

	31 December 2022 \$	30 June 2022 \$
Carrying amount at beginning of the period	268,359	-
Additions – Marmota	-	429,644
Sales	-	(275,762)
Adjustment for fair value	(38,336)	114,477
	<b>230,023</b>	<b>268,359</b>

### NOTE 5: EXPLORATION AND EVALUATION EXPENDITURE

	31 December 2022 \$	30 June 2022 \$
Carrying amount at beginning of the period	219,721	219,721
Acquired tenement <sup>(i)</sup>	37,083,955	-
Capitalised exploration expenditure	943,621	-
Carrying amount at end of the period	<b>38,247,297</b>	<b>219,721</b>

The recoupment of costs carried forward in relation to areas of interest in the exploration and evaluation phases is dependent on the successful development and commercial exploration or sale of areas of interest.

#### (i) Acquired tenement

	No of shares	Total \$
Shares issued for mineral properties	700,000,000	3,500,000
Performance shares for mineral properties	700,000,000	21,700,000
Options issued for mineral properties	350,000,000	9,877,352
Advisor shares	105,000,000	525,000
Advisor options	52,500,000	1,481,603
		<b>37,083,955</b>

### NOTE 6: TRADE AND OTHER PAYABLES

	31 December 2022 \$	30 June 2022 \$
Accounts payable <sup>(i)</sup>	215,540	72,411
Accruals	-	44,945
	<b>215,540</b>	<b>117,356</b>

(i) Accounts payable are generally non-interest bearing and on a 30-day terms.

### NOTE 7: OPERATING SEGMENTS

#### Segment Information

##### Identification of reportable segments

The Group has identified its operating segments based on the internal reports that are reviewed and used by the Board of Directors (chief operating decision makers) in assessing performance and determining the allocation of resources.

The Group is managed primarily on the basis of its exploration projects. Operating segments are therefore determined on the same basis. Reportable segments disclosed are based on aggregating tenements where the tenements are considered to form a single project. This is indicated by:

- Having the same ownership structure.
- Exploration being focused on the same mineral or type of mineral.
- Exploration programs targeting the tenements as a group, indicated by the use of the same exploration team, and shared geological data, knowledge and confidence across the tenements.
- Shared mining economic considerations such as mineralisation, metallurgy, marketing, legal, environmental, social and government factors.

##### Basis of accounting for purposes of reporting by operating segments

###### *Accounting policies adopted*

Unless stated otherwise, all amounts reported to the Board of Directors as the chief decision maker with respect to operating segments are determined in accordance with accounting policies that are consistent to those adopted in the annual financial statements of the Group.

###### *Segment assets*

Where an asset is used across multiple segments, the asset is allocated to the segment that receives the majority of economic value from the asset. In the majority of instances, segment assets are clearly identifiable on the basis of their nature and physical location.

Unless indicated otherwise in the segment assets note, investments in financial assets, deferred tax assets and intangible assets have not been allocated to operating segments.

###### *Unallocated items*

Items of revenue, expense, assets and liabilities that are not considered part of the core operations of any segment are classified as unallocated items.

	Exploration International \$	Exploration WA \$	Exploration SA \$	Unallocated Segment	Consolidated Segment \$
<b>Period ended 31.12.2022</b>					
<b>Segment revenue</b>				8,399	8,399
<b>Segment result</b>	(244,939)	-	-	(4,491,269)	(4,736,208)
<b>Other information</b>					
Net interest income	-	-	-	8,399	8,399
Other income	-	-	-	-	-
<b>Segment assets</b>	38,027,576	219,721	-	2,284,829	40,532,126
<b>Segment liabilities</b>	93,851	16,916	-	104,773	215,540

## INTERIM FINANCIAL REPORT 2022

### NOTE 7: OPERATING SEGMENTS (continued...)

	Exploration International \$	Exploration WA \$	Exploration SA \$	Unallocated Segment	Consolidated Segment \$
<b>Period ended 31.12.2021</b>					
Segment revenue				6,590	6,590
Segment result	-	(40,220)	(49,825)	(476,941)	(566,985)
<b>Other information</b>					
Net interest income	-	-	-	35	35
Other income	-	-	-	6,555	6,555
Segment assets	-	314,721	-	3,467,967	3,782,688
Segment liabilities	-	-	-	117,356	117,356

### NOTE 8: ISSUED CAPITAL

#### Ordinary shares

	No of shares	Total \$
Balance at beginning of reporting period	1,532,360,667	87,035,612
Shares issued for mineral properties <sup>(i)</sup>	700,000,000	3,500,000
Advisor shares <sup>(ii)</sup>	105,000,000	525,000
Share based payments <sup>(iii)</sup>	12,500,000	375,000
Options exercised	55,564,658	555,647
Less transaction costs	-	(3,173)
Balance at end of reporting period	2,405,425,325	91,988,086

### NOTE 9: RESERVES

#### Options and performance rights

	No of options and performance rights	Total \$
Balance at beginning of reporting period	-	641,154
Performance shares for mineral properties <sup>(i)(iv)</sup>	700,000,000	21,700,000
Options issued for mineral properties <sup>(i)</sup>	350,000,000	9,877,352
Advisor options <sup>(ii)</sup>	52,500,000	1,481,603
Officer options <sup>(v)</sup>	120,000,000	3,386,521
Placement options <sup>(vi)</sup>	110,000,000	-
Options exercised	(55,564,658)	-
Balance at end of reporting period	1,276,935,342	37,086,629

(i) On 18 August 2022, Tyranna announced the completion of the Acquisition of an 80% of the issued capital (Sale Shares) and 100% of the issued options (Sale Options) (collectively Sale Securities) Angolan Minerals Pty Ltd ("Angolan Minerals", the "Sellers"). Tyranna issued 700,000,000 fully paid ordinary shares in the Company (Consideration Shares), 350,000,000 options to acquire shares in the Company, exercisable at \$0.01 per share on or before 30 June 2025 (Consideration Options), and 700,000,000 performance shares, convertible into Tyranna shares on satisfaction of the performance milestones (Performance Shares), as consideration for the Sale Securities.

## INTERIM FINANCIAL REPORT 2022

### NOTE 9: RESERVES (continued...)

(ii) The Angolan Minerals Acquisition transaction was introduced by CPS Capital Group Pty Ltd ("CPS"). Tyranna agreed to pay a non-cash facilitation fee to CPS Capital Group Pty Ltd (CPS) to be settled by the issue of 105,000,000 fully paid ordinary shares in the Company (Advisor Shares) and 52,500,000 options to acquire Tyranna shares (Advisor Options).

(iii) On 5 September 2022, the Company issued 12,500,000 fully paid ordinary shares to S3 Consortium as a service fee for providing investor relation services of AUD\$375,000 for a period of 24 months and converted to shares at a 9% discount to the 5-day VWAP at commencement of the agreement.

(iv) The Performance Shares will be issued to the Sellers in two equal tranches converting into ordinary shares on achievement of the following performance milestones:

- (1.) 350,000,000 Class A Performance Shares to vest on:
  - A. achievement of 10m (or greater) intercept @ 1% Li2O (or greater), representing lithium mineralisation having a true thickness or near-true thickness of at least 10m; OR
  - B. TYX 20-day VWAP equal to or exceeding \$0.02, within 3 years of issue.
- (2.) 350,000,000 Class B Performance Shares to vest on:
  - A. definition of a cumulative project Mineral Resource exceeding 10Mt @ 1% Li2O at the Inferred level of classification, compliant with the JORC Code (2012); OR
  - B. TYX 20-day VWAP equal to or exceeding \$0.03, within 5 years of issue.

(v) As part of the Acquisition, Tyranna agreed to issue of 120,000,000 options to acquire Tyranna shares, exercisable at \$0.01 per share on or before 30 June 2025, to the directors and company secretary of the Company (Officer Options).

(vi) On 27 May 2022, Tyranna issued 220,000,000 new fully paid ordinary Shares at \$0.005 following the successful raise of \$1,100,000 before costs (Placement). Under the terms of the Placement, participants received one (1) free attaching option to acquire Tyranna shares for every two (2) shares subscribed for, exercisable at \$0.01 per share on or before 30 June 2025 (collectively Placement Securities). The options were issued on 18 August 2022.

### NOTE 10: CONTINGENT ASSETS AND LIABILITIES

There has been no change in contingent assets and liabilities since last annual reporting date.

### NOTE 11: EVENTS SUBSEQUENT TO REPORTING DATE

There has been no significant event after reporting date.

### NOTE 12: DIVIDEND

No Dividend has been paid during or recommended for the half year ended 31 December 2022.

**DIRECTORS' DECLARATION**

The Directors of the Company declare that:

1. The financial statements and notes, as set out on pages 15 to 24:
  - a. comply with Accounting Standard AASB 134 Interim Financial Reporting and the Corporations Act 2001; and
  - b. give a true and fair view of the company's financial position as at 31 December 2022 and of its performance for the half-year ended on that date.
2. In the Directors' opinion there are reasonable grounds to believe that the company will be able to pay its debts as and when they become due and payable.

This declaration is made in accordance with a resolution of the Board of Directors.



Giuseppe (Joe) Graziano  
Director

Perth, 14 March 2023

## INDEPENDENT AUDITOR'S REVIEW REPORT TO THE MEMBERS OF TYRANNA RESOURCES LIMITED

### Conclusion

We have reviewed the accompanying half-year financial report of Tyranna Resources Limited (“the Company”) and Controlled Entities (“the Consolidated Entity”) which comprises the condensed consolidated statement of financial position as at 31 December 2022, the condensed consolidated statement of profit or loss and other comprehensive income, condensed consolidated statement of changes in equity and condensed consolidated statement of cash flows for the half-year ended on that date, a summary of significant accounting policies and other selected explanatory notes, and the directors’ declaration.

Based on our review, which is not an audit, we have not become aware of any matter that makes us believe that the half-year financial report of Tyranna Resources Limited and Controlled Entities does not comply with the *Corporations Act 2001* including:

- a) Giving a true and fair view of the Consolidated Entity’s financial position as at 31 December 2022 and of its performance for the half-year ended on that date; and
- b) Complying with Accounting Standard AASB 134: *Interim Financial Reporting* and *Corporations Regulations 2001*.

### Basis for Conclusion

We conducted our review in accordance with ASRE 2410 *Review of a Financial Report Performed by the Independent Auditor of the Entity*. Our responsibilities are further described in the *Auditor’s Responsibilities for the Review of the Financial Report* section of our report. We are independent of the Company in accordance with the auditor independence requirements of the *Corporations Act 2001* and the ethical requirements of the Accounting Professional and Ethical Standards Board’s APES 110 *Code of Ethics for Professional Accountants* that are relevant to our audit of the annual financial report in Australia. We have also fulfilled our other ethical responsibilities in accordance with the Code.

We confirm that the independence declaration required by the *Corporations Act 2001* which has been given to the directors of the Company, would be in the same terms if given to the directors as at the time of this auditor’s review report.

### Material Uncertainty Related to Going Concern

We draw attention to Note 1 in the half year financial report, which indicates that the Consolidated Entity incurred a net loss of \$4,736,208 during the half year ended 31 December 2022. As stated in Note 1, these events or conditions, along with other matters as set forth in Note 1, indicate that a material uncertainty exists that may cast significant doubt on the Consolidated Entity’s ability to continue as a going concern. Our conclusion is not modified in respect of this matter.



## Responsibility of the Directors for the Financial Report

The directors of the Company are responsible for the preparation of the half-year financial report that gives a true and fair view in accordance with Australian Accounting Standards and the Corporations Act 2001 and for such control as the directors determine is necessary to enable the preparation of the half-year financial report that gives a true and fair view and is free from material misstatement, whether due to fraud or error.

## Auditor's Responsibility for the Review of the Financial Report

Our responsibility is to express a conclusion on the half-year financial report based on our review. ASRE 2410 requires us to conclude whether we have become aware of any matter that makes us believe that the half-year financial report is not in accordance with the *Corporations Act 2001* including giving a true and fair view of the Consolidated Entity's financial position as at 31 December 2022 and its performance for the half-year ended on that date, and complying with Accounting Standard AASB 134 *Interim Financial Reporting* and the *Corporations Regulations 2001*.

A review of a half-year financial report consists of making enquiries, primarily of persons responsible for financial and accounting matters, and applying analytical and other review procedures. A review is substantially less in scope than an audit conducted in accordance with Australian Auditing Standards and consequently does not enable us to obtain assurance that we would become aware of all significant matters that might be identified in an audit. Accordingly, we do not express an audit opinion.



**HALL CHADWICK WA AUDIT PTY LTD**



**MARK DELAURENTIS CA**  
**Director**

Dated this 14<sup>th</sup> day of March 2023  
Perth, Western Australia