



ABN 83 609 594 005

INTERIM FINANCIAL REPORT FOR THE HALF-YEAR ENDED 31 December 2022

INTERIM FINANCIAL REPORT

for the half-year ended 31 December 2022

CORPORATE DIRECTORY	1
DIRECTORS' REPORT	2
AUDITOR'S INDEPENDENCE DECLARATION	14
INDEPENDENT AUDITOR'S REVIEW REPORT	15
DIRECTORS' DECLARATION	17
CONDENSED CONSOLIDATED STATEMENT OF PROFIT OR LOSS AND OTHER COMPREHENSIVE INCOME	18
CONDENSED CONSOLIDATED STATEMENT OF FINANCIAL POSITION	19
CONDENSED CONSOLIDATED STATEMENT OF CHANGES IN EQUITY	20
CONDENSED CONSOLIDATED STATEMENT OF CASH FLOWS	21
NOTES TO THE INTERIM FINANCIAL STATEMENTS	22

CORPORATE DIRECTORY

DIRECTORS

David Prentice (Non-Executive Chairman)
James Thompson (Executive Director)
Piers Lewis (Non-Executive Director)
Robert Klug (Non-Executive Director)

COMPANY SECRETARIES

Sebastian Andre

REGISTERED OFFICE

295 Rokeby Road
Subiaco WA 6008

POSTAL ADDRESS

PO Box 866
Subiaco WA 6904

PRINCIPAL PLACE OF BUSINESS

Suite 1, 295 Rokeby Road
Subiaco WA 6008

CONTACT INFORMATION

Tel: +61 8 6555 2950
Fax: +61 8 6166 0261

AUDITORS

HLB Mann Judd (WA PARTNERSHIP)
Level 4, 130 Stirling Street
Perth WA 6000

SHARE REGISTRY

Automic Share Registry
Level 5, 191 St Georges Terrace
Perth WA 6000

1300 288 664 (Local)
+61 2 9698 5414 (International)
www.automic.com.au

BANKER

National Australia Bank
Level 1 / 1238 Hay Street
West Perth WA 6005

SECURITIES EXCHANGE LISTING

Australian Securities Exchange (**ASX**)
Level 40, Central Park
152-158 St George's Terrace
Perth WA 6000

ASX CODE: NRX

DIRECTORS' REPORT

The directors of Noronex Limited (**ASX:NRX**) (**Company** or **Noronex**) and its controlled entities (**Group**), for the half-year ended 31 December 2022 (**Period**) and the auditor's review report thereon. The Interim Financial Report has been prepared in accordance with AASB 134 Interim Financial Reporting.

DIRECTORS

The names and particulars of the directors of the Company in office during the Period and until the date of this report are as follows. Directors were in office for the entire Period unless otherwise stated.

Director	Position
Mr David Prentice	Non-Executive Chairman
Mr Robert Klug	Non-Executive Director
Mr Piers Lewis	Non-Executive Director
Mr James Thompson	Executive Director

The names of the secretaries in office at any time during or since the end of the year are:

Company Secretaries	Position
Mr Sebastian Andre	Company Secretary

OPERATING RESULTS

The Group has incurred a net loss after tax for the half-year ended 31 December 2022 of \$1,818,978 (31 December 2021: \$2,407,713).

REVIEW OF OPERATIONS

PROJECT AND EXPLORATION SUMMARY

Copper Projects in Namibia and Canada

Namibia

Namibian Exploration

Noronex has built an exploration package in Namibia that covers over 7,000 km² of the highly prospective but relatively underexplored Kalahari Copper Belt which runs from central Namibia to central Botswana. The tenements contain ~300 kilometres of strike length targeting the key NPF-D'Kar formation contact point where most copper deposits occur on the Kalahari Copper Belt.

The focus of exploration efforts in 2022 has been at the Witvlei project, especially at the new Daheim Prospect where drilling has intersected strong copper mineralisation and extensions to the Malachite Pan deposit which contains an existing JORC (2012) resource. The Noronex projects in Namibia currently contain a compliant JORC (2012) Mineral Resource of 10mt @1.3% Cu (comprising 2.9mt Indicated @1.4% and 7.1mt Inferred @1.2%).

Exploration is now moving east to Noronex's extensive claim package to the east of Witvlei (towards the Namibia/ Botswana border) including the domal structure at the Helm prospect and the Humpback Project which abuts Cobre Ltd's claims in Botswana that contain its recent Ngami copper discovery.

Noronex Tenement Status Update

Progress has continued during the period on advancing the exploration portfolio in the Kalahari Copper Belt.

The Environmental Clearance Certificate report has been granted for the Humpback and Damara EPL's and official approval of grant is now expected shortly.

Land Access agreements are being finalised with key farmers on the recently approved Snowball Tail tenement EPL8624.

Tenements	Company	EPL	Size km ²	Size km ²	Date Renewal
Witvlei West	Aloe237	7028	19,527	195	13/06/2023
Witvlei East	Aloe237	7029	19,482	195	13/06/2023
Dordabis	Aloe237	7030	34,123	341	13/06/2023
				731	
Snowball West	Heyn Ohana	7414	71,931	719	24/04/2024
Snowball East	Heyn Ohana	7415	72,055	721	24/04/2024
Snowball Tail	Heyn Ohana	8624	19,732	197	30/09/2024
				1,637	
Application Date Pending ECC					
Humpback West	Noronex Xpl and Mining	8656	79,850	799	1/11/2021
Humpback East	Noronex Xpl and Mining	8655	64,277	643	1/11/2021
Humpback South	Noronex Xpl and Mining	8664	22,594	226	4/11/2021
Damara Duplex West	Noronex Xpl and Mining	8672	93,110	931	8/11/2021
Damara Duplex East	Noronex Xpl and Mining	8671	67,103	671	9/11/2021
Epukiro River West	Noronex Xpl and Mining	8965	68,004	680	12/08/2022
Epukiro River East	Noronex Xpl and Mining	8964	68,029	680	12/08/2022
				4,630	
Total Holding				6,998	

Figure 1. Table of current status of tenement holdings

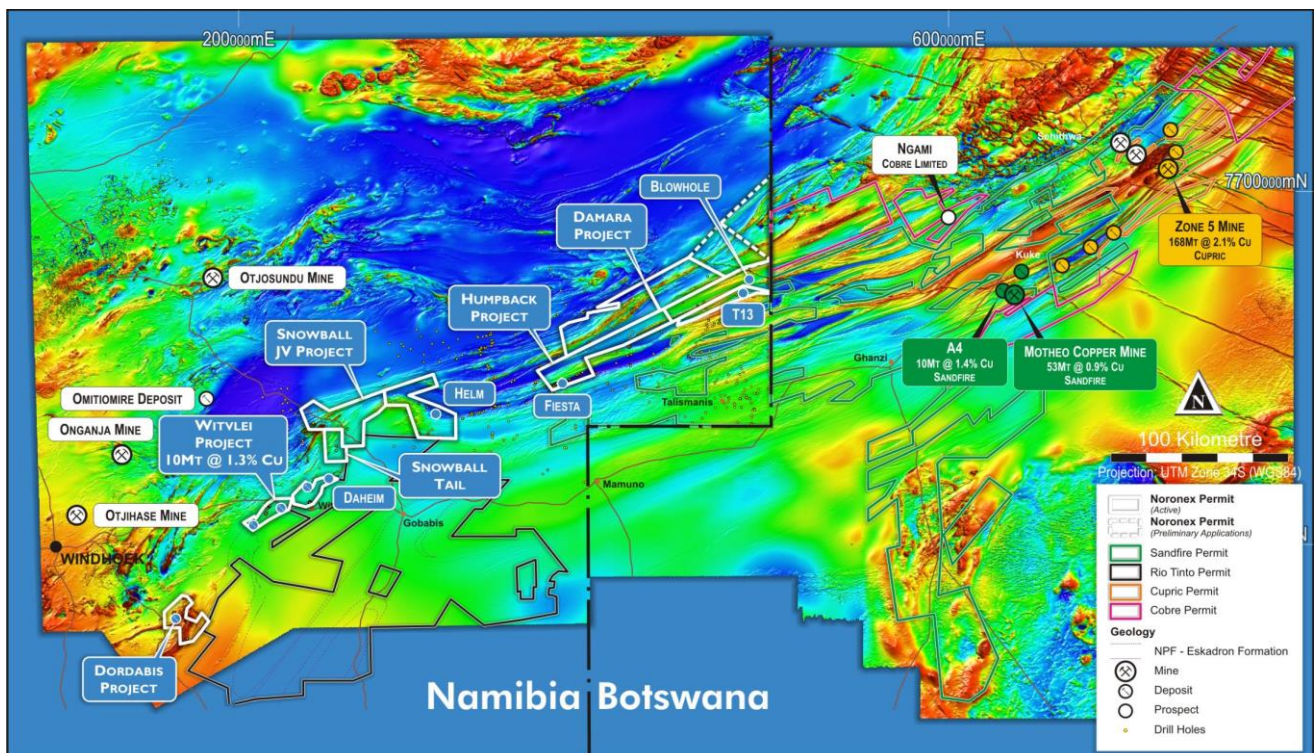


Figure 2. Location Plan showing tenement holdings and new applications on the Botswana border

Daheim Extension Drilling

Final results were received during the period on a follow up program at Daheim on a 100m spaced grid during the period. The first program included 13 RC holes for a total 2,591m with a further program of 2 RC holes completed.

Results received from the follow up program reported a number of intercepts across a 500m area including:

- 4m @ 1.7 % Cu from 43m, 4m @ 1.4 % Cu from 68m and 3m @ 1.6 % Cu from 135m in 22DHRC25
- 3m @ 2.1 % Cu from 54m and 3m @ 0.8 % Cu from 43m in 22DHRC24
- 5m @ 0.8% Cu from 28m, 11m @ 0.4% Cu from 85m, 2m @ 1.3 % Cu from 123m and 2m @ 1.4 % Cu from 138m in 22DHRC16

Encouraging results were received during the period from the latest program .

- 3m @ 1.3 % Cu from 158m in 22DHRC27
- 3m @ 2.2% Cu from 250m and 6m @ 0.8 % Cu from 261m in 22DHRC28

Drilling included:

Hole Name	Easting m	Northing m	RL m	Azi	Dip	Hole Depth m	Depth from m	Interval m	Cu %	Ag g/t
22DHRC027	250988	7538515	1530	240	-60	210	158	3	1.3	3
22DHRC028	251060	7538555	1530	240	-60	277	250	3	2.2	8
							261	6	0.8	3

Based on >0.3% Cu with 3m internal dilution

Figure 3. Table of drill hole intercepts from latest two hole program at the Daheim prospect.

The holes both intersected the Eskadron Formation containing oxidised red sandstones, overlying a brown and grey-green siltstone sequence as predicted at 158m in 22DHRC27 and at 250m in 22DHRC28 demonstrating an overturned mineralised sequence with a ~45-degree dip to the northeast.

Both RC holes intersected visible chalcocite and chalcopyrite mineralisation directly below the predominantly Sandstone sequence. The section is dipping from downhole logging which is interpreted to be a true strike and dip of mineralisation.

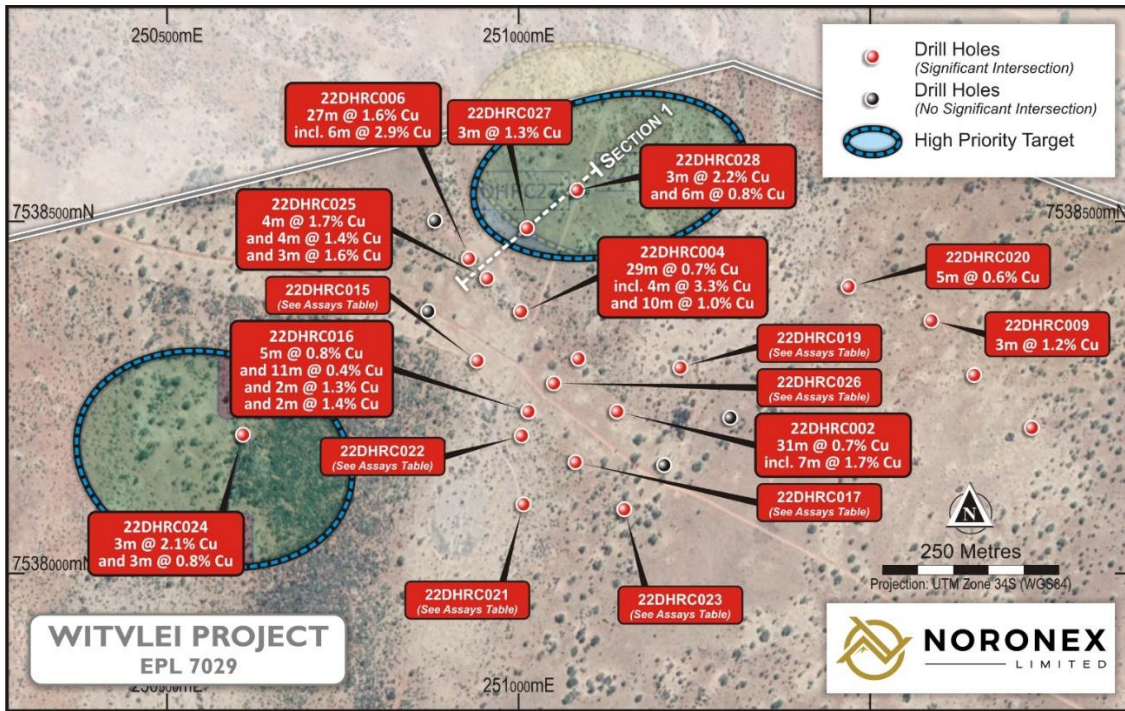


Figure 4. Location Plan showing new drill holes (Holes 27 and 28 in the northeast) and targets (in dotted blue zones) at the Daheim Prospect

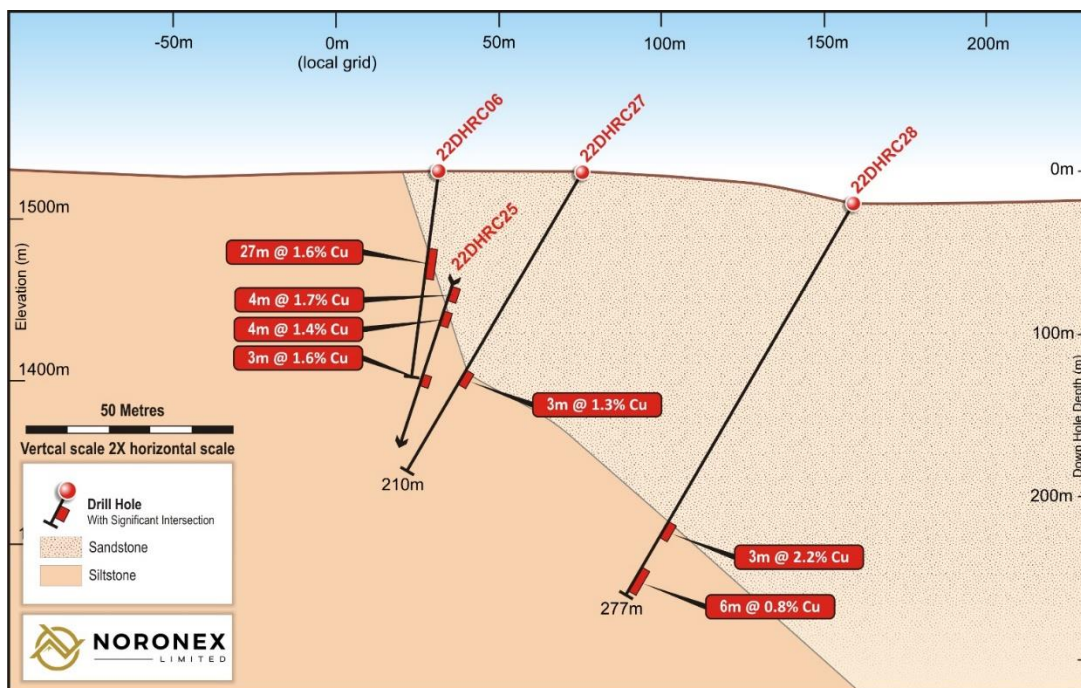


Figure 5. Cross section NE-SW (330°) at Daheim with the two holes drilled during the period

A further program to extend the mineralisation is being designed that will look to further extend the size of the system that is open in most directions.

Snowball Joint Venture Erfenis Drilling

Drilling has been completed at the Erfenis Prospect in the Snowball Joint Venture on the eastern tenement EPL7415 to test the prospective NPF-D'Kar contact. A program of seven RC holes for 1,388m were completed testing over six kilometres of the prospective contact.

The area had never been tested due to Kalahari sands of 60-80m depth hindering traditional geological and geochemical exploration. The contact has been defined by ground magnetic profiles completed along the length of the basement high.

Hole Type	Hole ID	Easting	Northing	Elevation (m)	UTM Zone	Azimuth	Dip	Depth (m)
RC	22RHRC001	299206	7581698	1527	WGS84 34S	45°	-60	203
RC	22RHRC002	299266	7581772	1516	WGS84 34S	45°	-60	220
RC	22EFRC001	297258	7582537	1539	WGS84 34S	45°	-60	205
RC	22EFRC002	297330	7582611	1540	WGS84 34S	45°	-60	250
RC	22EFRC003	294541	7584413	1534	WGS84 34S	45°	-60	176
RC	22EFRC004	294471	7584341	1529	WGS84 34S	45°	-60	99
RC	22EFRC005	294493	7584325	1540	WGS84 34S	45°	-60	235
Total (m)								1388

Figure 6. Table of completed holes at Erfenis

The program intersected a prospective black shale reductant close to and above the targeted contact with the oxidised sandstone but no copper mineralisation was noted. Results were not anomalous.

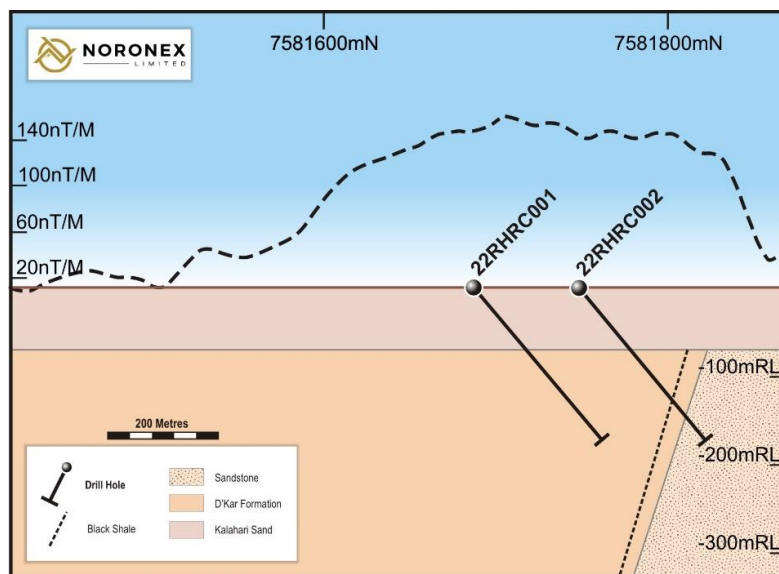


Figure 7. Cross section of drilling completed at Erfenis Prospect, Snowball JV

Snowball Joint Venture Helm Drilling

The company's first diamond drilling program is underway at the Snowball Joint Venture. Diamond drilling has been selected to drill the shallow Kalahari sand cover and provide detailed geological information in a previously undrilled part of the Kalahari Copper Belt.



Figure 8: Diamond drilling underway at the Helm prospect, Snowball JV

The Mitchell Drilling rig commenced prior to the end of the 1st quarter to test the Helm prospect (Fig 8) and is continuing post period end. The 2,000m program is expected to run into March 2023.

In the initial hole the base of the Kalahari cover, a thick calcrete sequence, was intersected at 53m depth downhole, shallower than expected above the interpreted D'Kar Formation sediment sequence, potential mineralisation can be developed below this at the NPF contact.



Figure 9. Diamond core being processed on site at 22HED01

The drilling contractor took a break over the Christmas / New year period and are now continuing post end of 2nd quarter to target the highly prospective antiformal structure 'domal' target on the Helm Dome prospect.

The structurally controlled NPF-D'Kar antiformal contact is typical of the Motheo, A4 and A1 deposits in Botswana. Land access had been granted by the end of the period as the resettlement farm requires land access approval from the Ministry of Agriculture, Water and Land Reform.

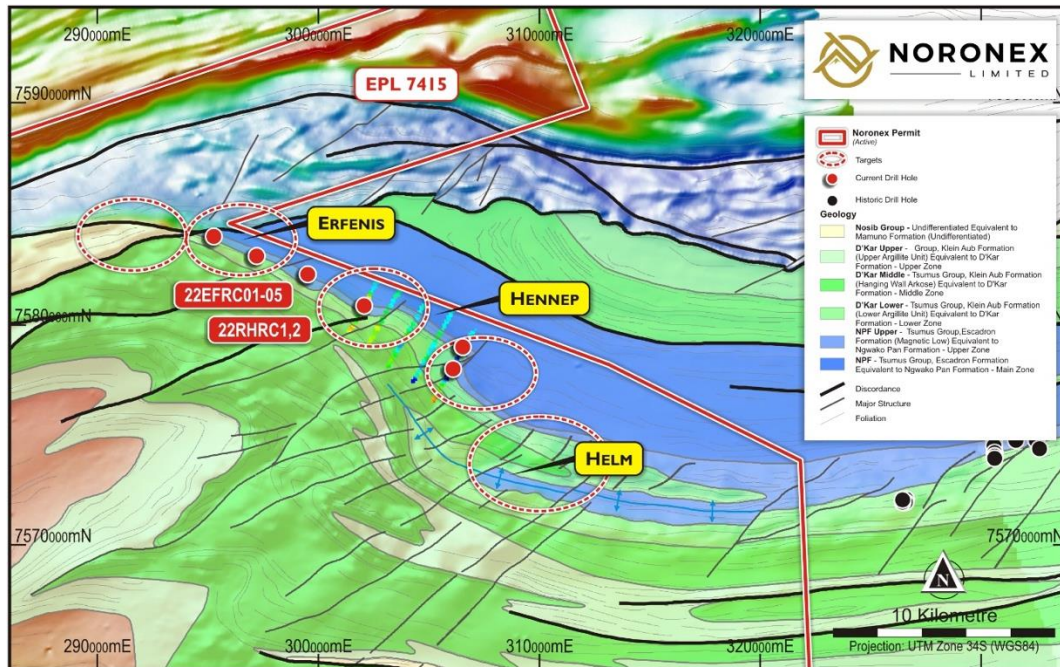


Figure 10: Target prospects in the Snowball Joint Venture.

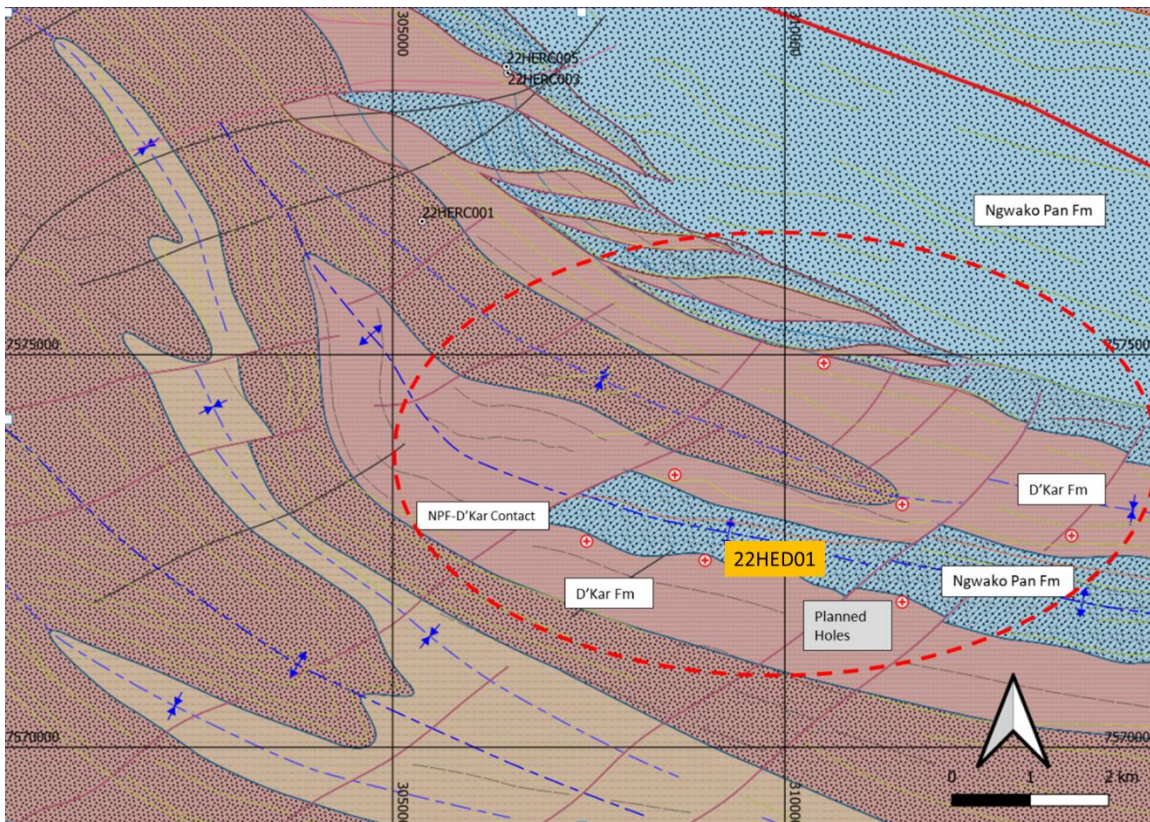


Figure 11. Helm targets outlined on a geological interpretation with initial hole 22HED01

Snowball Tail Granted EPL

The Snowball Tail EPL has been granted during the period and progress continues on signing Land Access Agreements and compiling previous exploration data.

Previous explorers at Sachenswald drilled three diamond holes and eight vertical Reverse Circulation (RC) holes. The holes intersected a sequence of metamorphosed acid volcanic and were variably weathered down to ~20m depth. The Diamond core was logged with coarse grained bornite and chalcopyrite associated with the copper intercepts.

Best intercepts reported were:

- EISDD-02: 3.1m @ 3.3 % Cu from 31m
- EISDD-03: 4.3m @ 0.8 % Cu from 17m
- SACR-004: 18m @ 1.1 % Cu from 10m (Open Hole Percussion)

At the Droensloop prospect previous explorers EISEB in 2011 drilled ten vertical open hole percussion tests to ~60m depth targeting soil geochemistry. The hole reported chalcopyrite in a mafic volcanic host rock, the best result reported was:

- EISP-079: 2m @ 2.5 % Cu from 15m (Open Hole Percussion)

Canada

The Onaman project is located on the Onaman-Tashota Greenstone Belt approximately 3 hours drive to the north-east of Thunder Bay, Ontario and is well serviced by the Trans-Canada Highway, rail lines through the property and a highly skilled workforce. The region is supportive of the mining sector and is currently seeing the rapid exploration and development of numerous mine sites nearby including those related to battery metals/ green energy sector (including Li, Ni, Cu) as well as multiple Au and PGE mines. Noronex Ltd currently holds 1,277 mining claims, 8 patent claims, and 2 leases, for an area of over 25,000 hectares (Fig 12).

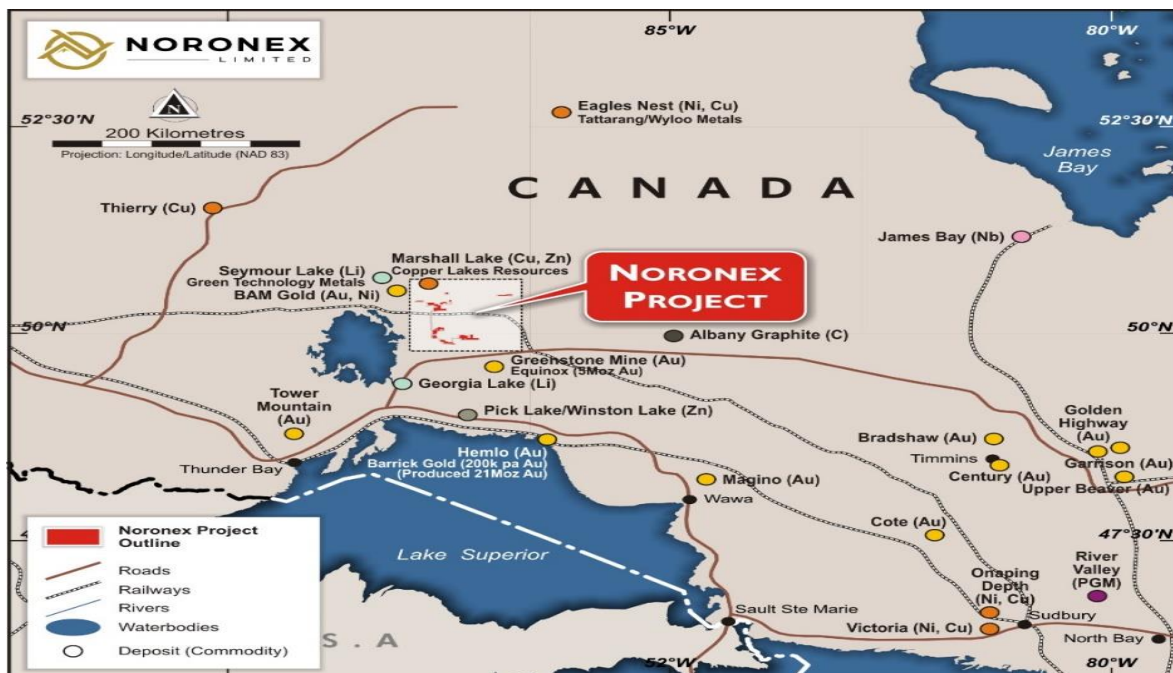


Figure 12: Noronex Project Location and other Projects in Ontario, Canada

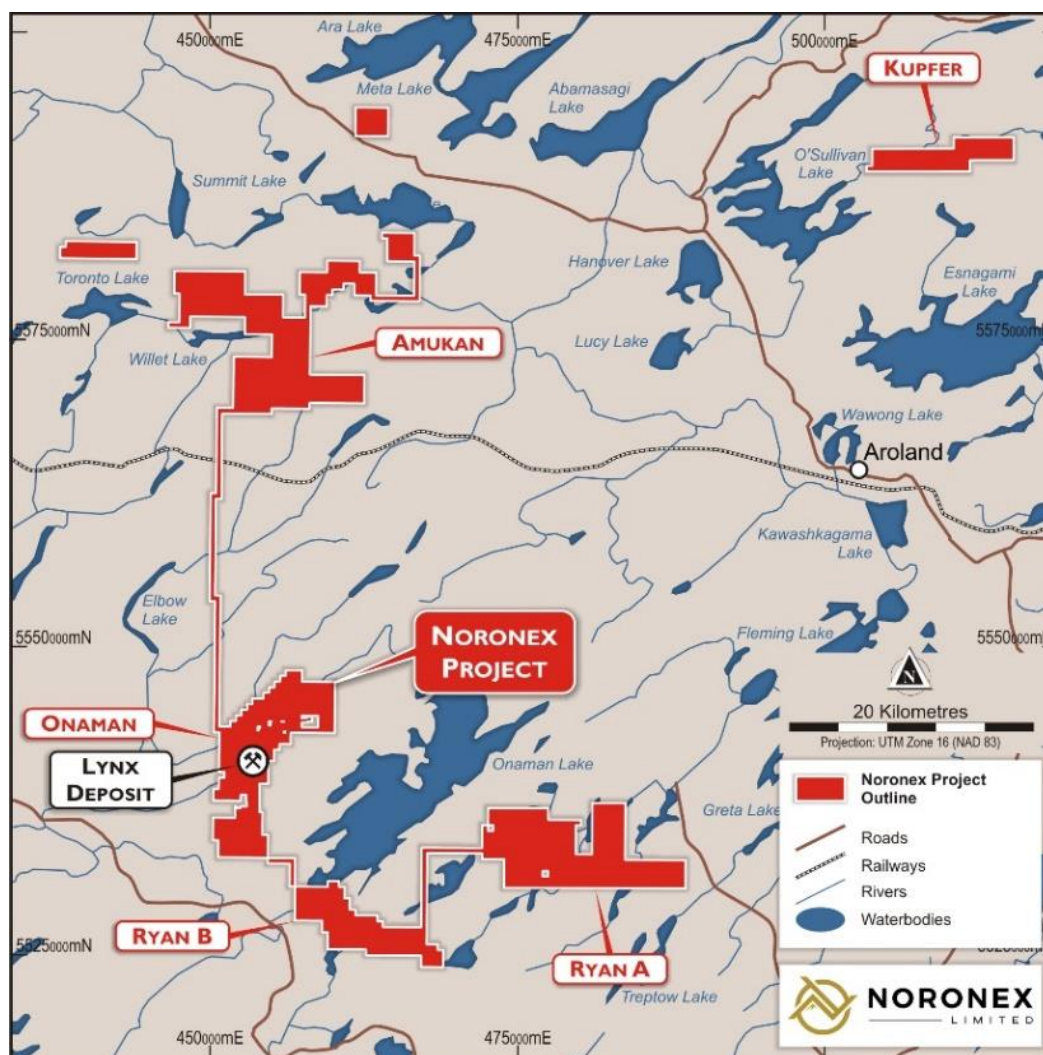


Figure 13: Detailed map of Noronex Projects in Ontario, Canada.

The Lynx deposit has a compliant JORC (2012) Inferred Mineral Resource estimate of 1.63 million tonnes of 1.6% Cu, 0.66g/t Au and 39.7g/t Ag (Fig. 14) and historical drill intercepts¹ including:

- S06-01: 5.0m @ 6.0% Cu, 1.5g/t Au and 154g/t Ag from 96m
- S08-33: 7.5m @ 4.9% Cu, 2.0g/t Au and 136 g/t Ag from 111m
- S08-52: 3.7m @ 8.1% Cu, 6.1g/t Au and 236 g/t Ag from 195m

Zone	Tonnes	Cu%	Au gpt	Ag gpt	Cu pounds	Au ounces	Ag ounces
1	233,037	1.71	0.56	52.01	8,798,433	4,200	389,643
2	96,455	1.75	0.29	38.67	3,716,379	912	119,909
3	132,400	2.01	1.16	42.66	5,864,124	4,927	181,590
4	179,899	1.64	0.38	36.35	6,522,738	2,179	210,221
5	420,292	1.15	0.41	24.66	10,609,378	5,555	333,268
7	568,540	1.79	0.92	46.25	22,441,679	16,829	845,401
Total	1,630,623	1.61	0.66	39.68	57,952,730	34,602	2,080,032

Figure 14: Table of inferred mineral resources by zone for the Lynx Deposit, Ontario

¹ See prospectus dated 15 September 2020

Notes: Mineral Resources are reported at a 0.5 g/t CuEq block cut-off (within open pit constraints) or a 1.0 CuEq block cut-off (below open pit constraints), and classified in accordance with the JORC Code (2012) by Kirkham Geosystems Ltd. Metal equivalents were calculated using appropriate prices and recoveries as outlined in JORC Table 1 included in the Appendices to the ITAR and using the following equation: $\text{CuEq} = 0.85 * \text{Cu} (\%) + 0.343 * \text{Au} (\text{g/t}) + 0.004 * \text{Ag} (\text{g/t})$. Tonnage is reported as dry tonnes.

During the period the company reported the results of a 4 hole, 1,274 diamond drilling program completed in May 2022 (Figure 15) at the Lynx deposit based on a Amrit-TDEM geophysical survey completed by Abitibi Geophysics in 2021. Results were released on 26 July 2022 with highlights including:

- 28 g/t Au with 0.23% Cu over 1m from 329m in 22LXD003
- 1.1 g/t Au with 0.5 % Cu over 1 m from 354m in 22LXD003
- 4.1 g/t g/t Au with 0.28% Cu and 729 ppm Bi over 1m from 358m in 22LXD003
- 516 g/t Ag, 0.44 g/t Au, 1.9% Zn and 0.2% Pb, over 0.15m from 102.4 m in 22LXD001
- Significant precious metals values associated with base metal sulphides consistent with a potentially Au-rich system and some previous assays from the Lynx deposit
- Narrow high-grade results are associated with broad intervals of anomalous Cu or Zn close to modelled EM conductive plates that may represent extensions to the Lynx South orebody
- Potential forward program to include, borehole and ground EM surveys (Lynx South, Amukan, Kupfer and Ryan properties) as well as a program of till sampling and prospecting at the Kupfer property

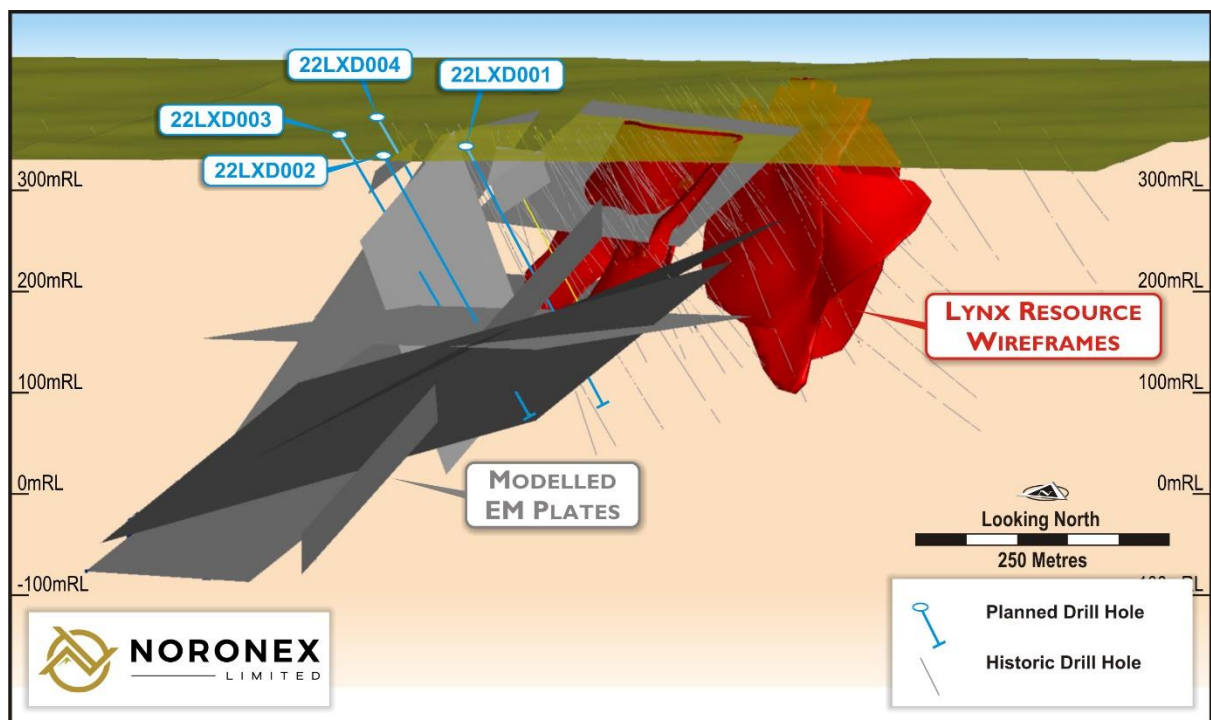


Figure 15: Completed drill holes to test modelled EM plates (in grey) that are along strike and at depth from the Lynx deposit (in red). Section view looking north-west.

During the period the company also undertook a soil survey on part of its Onaman portfolio (the Kupfer target area). The survey was designed to provide updated geological information to assess potential future drilling targets and meet minimum spend requirements on the core project claims at the Kupfer project.

Queensland

The Company maintained interests in EPCs 2327 and 2318 in Queensland. ("Queensland Project")

The Company is currently reviewing the proposed forward plan for the Queensland Project including possible divestment opportunities.

Competent Person Statement

The information in this report that relates to Exploration Results at the Witvlei and Snowball Copper Project is based on information compiled by Mr Bruce Hooper who is a Registered Professional Geoscientist (RPGeo) of The Australian Institute of Geoscientists. Mr Hooper is a consultant to Noronex Ltd and has sufficient experience that is relevant to the style of mineralisation and type of deposit under consideration and to the activity which he is undertaking to qualify as Competent Person as defined in the 2012 Edition of the Australasian Code for Reporting of Exploration Results, Mineral Resources and Ore Reserves. Mr Hooper consents to the inclusion in the report of the matters based on his information in the form and context in which it appears.

The information contained in this report relating to Exploration Results, and Minerals Resources has been previously reported by the Company as set out in the respective references within the presentation (Announcements). The Company confirms that it is not aware of any new information or data that would materially affect the information included in the Announcements and, in the case of estimates of Mineral Resources, released on 8 March 2021, that all material assumptions and technical parameters underpinning the estimates continue to apply and have not materially changed

CORPORATE

During the period, the Company completed a placement of 47,000,000 fully paid ordinary shares (shares) at \$0.025 per share to raise \$1,175,000.

The Company also held its 2022 annual general meeting. Following shareholder approval obtained at the AGM, the Company raised \$325,000 through the issue of a second tranche of shares to directors and key personnel who participated in the capital raising. The second tranche was completed subsequent to 31 December 2022.

CAPITAL MANAGEMENT

The Company maintains 238,903,013 fully paid ordinary shares on issue and \$1,510,489 in cash as at the end of the period.

SIGNIFICANT EVENTS AFTER THE BALANCE DATE

Subsequent to 31 December 2022 the company had raised \$325,000 via the issue of 13,000,000 ordinary shares at a share price of 2.5 cents per share. The Company had also issued 538,462 ordinary shares in lieu of fees. The Company has also issued 6,000,000 options to Directors as part of the notice of meeting approval. In addition, the Company issued 12,000,000 options to advisors. 16,000,000 of the options were recognised as at 31 December 2022 as the grant date had been met.

At the time of this report there were no further events subsequent to the reporting date that required disclosure.

SIGNIFICANT CHANGE IN THE STATE OF AFFAIRS

There were no other significant changes in the state of affairs of the Group other than as referred to elsewhere in this consolidated half-year report and in the accounts and notes attached thereto.

AUDITOR'S INDEPENDENCE DECLARATION

A copy of the auditors' independence declaration as required under Section 307C of the *Corporations Act 2001* in relation to the review for the half-year is set out on page 14 of this report.

This report is presented in accordance with a resolution of the Board of Directors and is signed for and on behalf of the directors by:



David Prentice

Non-Executive Chairman

Perth, Western Australia this 15th day of March 2023

AUDITOR'S INDEPENDENCE DECLARATION

As lead auditor for the review of the consolidated financial report of Noronex Limited for the half-year ended 31 December 2022, I declare that to the best of my knowledge and belief, there have been no contraventions of:

- a) the auditor independence requirements of the *Corporations Act 2001* in relation to the review; and
- b) any applicable code of professional conduct in relation to the review.

Perth, Western Australia
15 March 2023


D I Buckley
Partner

hlb.com.au

HLB Mann Judd (WA Partnership) ABN 22 193 232 714

Level 4, 130 Stirling Street, Perth WA 6000 / PO Box 8124 Perth BC WA 6849

T: +61 (0)8 9227 7500 **E:** mailbox@hlbwa.com.au

Liability limited by a scheme approved under Professional Standards Legislation.

HLB Mann Judd (WA Partnership) is a member of HLB International, the global advisory and accounting network.

INDEPENDENT AUDITOR'S REVIEW REPORT

To the members of Noronex Limited

Report on the Condensed Half-Year Financial Report*Conclusion*

We have reviewed the accompanying half-year financial report of Noronex Limited ("the company") which comprises the condensed consolidated statement of financial position as at 31 December 2022, the condensed consolidated statement of profit or loss and other comprehensive income, the condensed consolidated statement of changes in equity and the condensed consolidated statement of cash flows for the half-year ended on that date, notes comprising a summary of significant accounting policies and other explanatory information, and the directors' declaration, for the Group comprising the company and the entities it controlled at the half-year end or from time to time during the half-year.

Based on our review, which is not an audit, we have not become aware of any matter that makes us believe that the half-year financial report of Noronex Limited does not comply with the *Corporations Act 2001* including:

- (a) giving a true and fair view of the Group's financial position as at 31 December 2022 and of its performance for the half-year ended on that date; and
- (b) complying with Accounting Standard AASB 134 *Interim Financial Reporting* and the *Corporations Regulations 2001*.

Basis for conclusion

We conducted our review in accordance with ASRE 2410 *Review of a Financial Report Performed by the Independent Auditor of the Entity*. Our responsibilities are further described in the *Auditor's responsibilities for the review of the financial report* section of our report. We are independent of the company in accordance with the auditor independence requirements of the *Corporations Act 2001* and the ethical requirements of the Accounting Professional and Ethical Standards Board's APES 110 *Code of Ethics for Professional Accountants (including Independence Standards)* (the Code) that are relevant to our audit of the annual financial report in Australia. We have also fulfilled our other ethical responsibilities in accordance with the Code.

Material uncertainty related to going concern

We draw attention to Note 1.3 in the financial report, which indicates that a material uncertainty exists that may cast significant doubt on the Group's ability to continue as a going concern. Our conclusion is not modified in respect of this matter.

Responsibility of the directors for the financial report

The directors of the Noronex Limited are responsible for the preparation of the half-year financial report that gives a true and fair view in accordance with Australian Accounting Standards and the *Corporations Act 2001* and for such internal control as the directors determine is necessary to enable the preparation of the half-year financial report that gives a true and fair view and is free from material misstatement, whether due to fraud or error.

hlb.com.au

HLB Mann Judd (WA Partnership) ABN 22 193 232 714

Level 4, 130 Stirling Street, Perth WA 6000 / PO Box 8124 Perth BC WA 6849

T: +61 (0)8 9227 7500 **E:** mailbox@hlbwa.com.au

Liability limited by a scheme approved under Professional Standards Legislation.

HLB Mann Judd (WA Partnership) is a member of HLB International, the global advisory and accounting network.

Auditor's responsibility for the review of the financial report

Our responsibility is to express a conclusion on the half-year financial report based on our review. ASRE 2410 requires us to conclude whether we have become aware of any matter that makes us believe that the half-year financial report is not in accordance with the *Corporations Act 2001* including giving a true and fair view of the Group's financial position as at 31 December 2022 and its performance for the half-year ended on that date, and complying with Accounting Standard AASB 134 *Interim Financial Reporting* and the *Corporations Regulations 2001*.

A review of a half-year financial report consists of making enquiries, primarily of persons responsible for financial and accounting matters, and applying analytical and other review procedures. A review is substantially less in scope than an audit conducted in accordance with Australian Auditing Standards and consequently does not enable us to obtain assurance that we would become aware of all significant matters that might be identified in an audit. Accordingly, we do not express an audit opinion.


Independence

In conducting our review, we have complied with the independence requirements of the *Corporations Act 2001*.



HLB Mann Judd
Chartered Accountants

Perth, Western Australia
15 March 2023



D I Buckley
Partner

DIRECTORS' DECLARATION


The directors declare that the financial statements and notes are in accordance with the *Corporations Act 2001*:

- (a) Comply with Accounting Standards and the *Corporations Regulations 2001*, and other mandatory professional reporting requirements;
- (b) As stated in Note 1.2, the financial statements also comply with International Financial Reporting Standards; and
- (c) Give a true and fair view of the financial position of the entity as at 31 December 2022 and of its performance for the period ended on that date.

In the directors' opinion there are reasonable grounds to believe that Noronex Limited will be able to pay its debts as and when they become due and payable.

This declaration is made in accordance with a resolution of the directors.

For, and on behalf of, the Board of the Company,



David Prentice

Non-Executive Chairman

Perth, Western Australia this 15th day of March 2023

CONDENSED CONSOLIDATED STATEMENT OF PROFIT OR LOSS AND OTHER COMPREHENSIVE INCOME

for the half-year ended 31 December 2022

	Note	Half-Year Ended 31 Dec 2022 \$	Half-Year Ended 31 Dec 2021 \$
Income			
Interest revenue		7,333	1,729
Expenses			
Audit and accounting fees		(34,296)	(29,041)
Corporate compliance costs		(40,933)	(68,880)
Corporate fees		(51,784)	(56,817)
Directors' fees, salaries, superannuation, and consulting costs		(152,100)	(152,008)
Insurance expense		(44,134)	(35,135)
Legal fees		(8,500)	(12,934)
Other expenses from ordinary activities		(126,978)	(95,506)
Exploration expenditure expensed		(1,179,704)	(1,816,136)
Share based payment expensed	6	(187,882)	(142,985)
Loss before tax		(1,818,978)	(2,407,713)
Income tax (benefit)/expense		-	-
Loss after tax from continuing operations		(1,818,978)	(2,407,713)
Other comprehensive loss for the period, net of tax		(25,860)	(61,760)
Total comprehensive loss net of tax for the Period		(1,844,838)	(2,469,473)
Loss for the period attributable to:			
Owners of the parents		(1,808,948)	(2,393,810)
Non-controlling interest		(10,030)	(13,903)
		(1,818,978)	(2,407,713)
Total Comprehensive Loss:			
Owners of the parents		(1,834,808)	(2,455,570)
Non-controlling interest		(10,030)	(13,903)
		(1,844,838)	(2,469,473)
Basic and diluted loss per share (\$)		(0.88)	(1.42)

The Condensed Consolidated Statement of Profit or Loss and Other Comprehensive Income should be read in conjunction with the accompanying notes, which form an integral part of the interim financial report.

CONDENSED CONSOLIDATED STATEMENT OF FINANCIAL POSITION

as at 31 December 2022

	Note	As At 31 Dec 2022 \$	As At 30 Jun 2022 \$
Current assets			
Cash and cash equivalents	2	1,510,489	2,113,201
Trade and other receivables		68,428	142,768
Total current assets		1,578,917	2,255,969
Non-Current assets			
Property	3	373,592	385,481
Deferred exploration and evaluation expenditure	4	2,404,591	2,404,591
Total Non-Current assets		2,778,183	2,790,072
Total assets		4,357,100	5,046,041
Current liabilities			
Trade and other payables		342,765	468,478
Total current liabilities		342,765	468,478
Total liabilities		342,765	468,478
Net Assets		4,014,335	4,577,563
Equity			
Issued capital	5	17,020,905	16,004,191
Share-based payment reserve	6	964,430	832,493
FX reserve		(10,647)	15,213
Accumulated losses		(14,164,740)	(12,488,751)
Non-controlling interest	12	204,387	214,417
Total Equity		4,014,335	4,577,563

The Condensed Consolidated Statement of Financial Position should be read in conjunction with the accompanying notes, which form an integral part of the interim financial report.

CONDENSED CONSOLIDATED STATEMENT OF CHANGES IN EQUITY

for the half-year ended 31 December 2022

	Issued Capital \$	Share based payment Reserve	Foreign Currency Reserve	Accumulated Losses \$	Non- Controlling Interest	Total Equity \$
Balance at 1 July 2021	11,599,527	444,399	3,748	(6,942,417)	354,010	5,459,267
Loss for the period	-	-	-	(2,393,810)	(13,903)	(2,407,713)
Other comprehensive loss	-	-	(61,760)	-	-	(61,760)
Total comprehensive loss for the Period	-	-	(61,760)	(2,393,810)	(13,903)	(2,469,473)
Share based payments	67,500	75,460	-	-	-	142,960
Shares issued during the period	4,747,000	-	-	-	-	4,747,000
Capital raising costs	(424,586)	138,365	-	-	-	(286,221)
Balance as at 31 December 2021	15,989,441	658,224	(58,012)	(9,336,227)	340,107	7,593,533
Balance at 1 July 2022	16,004,191	832,493	15,213	(12,488,751)	214,417	4,577,563
Loss for the period	-	-	-	(1,808,948)	(10,030)	(1,818,978)
Other comprehensive loss	-	-	(25,860)	-	-	(25,860)
Total comprehensive loss for the Period	-	-	(25,860)	(1,808,948)	(10,030)	(1,844,838)
Expiry of share based payments	-	(132,959)	-	132,959	-	-
Share based payments	-	187,882	-	-	-	187,882
Shares issued during the period	1,175,000	-	-	-	-	1,175,000
Capital raising costs	(158,286)	77,014	-	-	-	(81,272)
Balance as at 31 December 2022	17,020,905	964,430	(10,647)	(14,164,740)	204,387	4,014,335

The Condensed Consolidated Statement of Changes in Equity should be read in conjunction with the accompanying notes, which form an integral part of the interim financial report.

CONDENSED CONSOLIDATED STATEMENT OF CASH FLOWS

for the half-year ended 31 December 2022

	Note	Half-Year Ended 31 Dec 2022 \$	Half-Year Ended 31 Dec 2021 \$
Cash flows from operating activities			
Interest received		7,333	1,729
Payments to suppliers and employees		(310,784)	(596,744)
Payment for exploration activities		(1,374,508)	(1,747,748)
<i>Net cash used in operating activities</i>		(1,677,959)	(2,342,763)
Cash flows from investing activities			
Payment for acquisition of exploration assets		-	(80,000)
<i>Net cash used in investing activities</i>		-	(80,000)
Cash flows from financing activities			
Proceeds from issue of shares		1,175,000	4,747,000
Issued capital cost		(81,273)	(272,820)
<i>Net cash generated by financing activities</i>		1,093,727	4,474,180
Net (decrease) / increase in cash and cash equivalents		(584,232)	2,051,417
Cash and cash equivalents at the beginning of the period		2,113,201	3,010,919
Foreign exchange differences		(18,480)	(3,671)
Cash and cash equivalents at the end of the period		1,510,489	5,058,665

The Condensed Consolidated Statement of Cash Flow should be read in conjunction with the accompanying notes, which form an integral part of the interim financial report.

NOTES TO THE INTERIM FINANCIAL STATEMENTS

for the half-year ended 31 December 2022

1. BASIS OF PREPARATION

1.1. BASIS OF PREPARATION

These interim consolidated financial statements are general purpose financial statements prepared in accordance with the requirements of the Corporations Act 2001, applicable accounting standards including AASB 134 'Interim Financial Reporting', Accounting Interpretations and other authoritative pronouncements of the Australian Accounting Standards Board ('AASB'). Compliance with AASB 134 ensures compliance with IAS 34 'Interim Financial Reporting'.

This condensed interim financial report does not include full disclosures of the type normally included in an annual financial report. Therefore, it cannot be expected to provide as full an understanding of the financial performance, financial position and cash flows of the Group as in the full financial report.

It is recommended that this financial report be read in conjunction with the annual financial report for the year ended 30 June 2022 and any public announcements made by Noronex Limited and its subsidiaries during the half-year in accordance with continuous disclosure requirements arising under the Corporations Act 2001 and the ASX Listing Rules.

The interim report has been prepared on a historical cost basis, except for the revaluation of certain financial instruments to fair value. Cost is based on the fair value of the consideration given in exchange for assets. The company is domiciled in Australia and all amounts are presented in Australian dollars, unless otherwise noted.

1.2. STATEMENT OF COMPLIANCE

The interim financial statements were authorised for issue on 15 March 2023.

The interim financial statements comply with Australian Accounting Standards, which include Australian equivalents to International Financial Reporting Standards (AIFRS). Compliance with AIFRS ensures that the financial report, comprising the interim financial statements and notes thereto, complies with International Financial Reporting Standards (IFRS).

1.3. GOING CONCERN

The financial statements have been prepared on a going concern basis, which contemplates the continuity of normal business activity and the realisation of assets and the settlement of liabilities in the ordinary course of business.

For the financial period ended 31 December 2022, the Group incurred a net loss after tax of \$1,818,978 (2021: \$2,407,713), and a net cash outflow from operations of \$1,677,959 (2021: \$2,342,763).

The directors have prepared a cash flow forecast, which indicates that the Company will have sufficient cash after raising further capital to meet all commitments and working capital requirements for the 12 months period from the date of signing this financial report.

NOTES TO THE INTERIM FINANCIAL STATEMENTS

for the half-year ended 31 December 2022

Subsequent to 31 December 2022 the Group raised \$325,000 from ordinary shares.

Based on the cash flow forecasts and other factors referred to above, the directors are satisfied that the going concern basis of preparation is appropriate.

Should the Company be unable to raise funds, there exists a material uncertainty that may cast significant doubt on the Group's ability to continue as a going concern and it may be required to realise its assets and extinguish its liabilities other than in the normal course of business and at amounts different to those stated in the financial statements. The financial statements do not include any adjustments relating to the recoverability and classification of asset carrying amounts or to the amount and classification of liabilities that might result should the Company be unable to continue as a going concern and meet its debts as and when they fall due.

1.4. ACCOUNTING POLICIES AND METHODS OF COMPUTATION

The accounting policies and methods of computation adopted are consistent with those of the previous financial year and corresponding interim reporting period, except for the impact (if any) of the new and revised Standards and Interpretations effective 1 July 2022 as disclosed below. These accounting policies are consistent with Australian Accounting Standards and with International Financial Reporting Standards.

1.5. SIGNIFICANT ACCOUNTING JUDGMENTS AND KEY ESTIMATES

The preparation of interim financial reports requires management to make judgments, estimates and assumptions that affect the application of accounting policies and the reported amounts of assets, liabilities, income and expense. Actual results may differ from these estimates.

The judgements, estimates and assumptions applied in the interim financial statements, including the key sources of estimation uncertainty were the same as those applied in the Group's last annual financial statements for the year ended 30 June 2022, except for the impact (if any) of the new and revised Standards and Interpretations effective 1 July 2022 as disclosed below.

1.6. NEW AND REVISED ACCOUNTING STANDARDS

Standards and Interpretations applicable to 31 December 2022

In the period ended 31 December 2022, the Directors have reviewed all of the new and revised standards and interpretations issued by the AASB that are relevant to the Group's operations. It has been determined that there is no material impact of the standards and interpretations and therefore, no change is required to the Group's accounting policies.

Standards and Interpretations in issue not yet adopted

The Directors have also reviewed all of the new and revised Standards and Interpretations in issue not yet adopted for the period ended 31 December 2022. As a result of this review the Directors have determined that there is no material impact of the Standards and Interpretations in issue not yet adopted on the Group and, therefore, no change is necessary to the Group's accounting policies.

NOTES TO THE INTERIM FINANCIAL STATEMENTS

for the half-year ended 31 December 2022

2. CASH AND CASH EQUIVALENTS

	As At 31 Dec 2022 \$	As At 30 Jun 2022 \$
Current		
Cash at bank	1,510,489	2,113,201

3. PROPERTY

	As At 31 Dec 2022 \$	As At 30 Jun 2022 \$
Opening balance	385,481	367,568
Foreign exchange difference	(11,889)	17,913
	373,592	385,481

As part of the Larchmont acquisition the Company acquired Canadian mining patents which have rights equivalent to freehold land and have the therefore been recognised as property and not capitalised under exploration and evaluation assets.

4. DEFERRED EXPLORATION AND EVALUATION EXPENDITURE

	As At 31 Dec 2022 \$	As At 30 Jun 2022 \$
Opening Balance:	2,404,591	2,324,496
Other capitalised exploration	-	95
Acquisition – Snowball	-	80,000
Closing Balance	2,404,591	2,404,591

The ultimate recoupment of the expenditure is dependent upon the successful development and commercial exploitation or, alternatively, sale of the respective areas of interest.

5. ISSUED CAPITAL

	As At 31 Dec 2022 No.	As At 30 Jun 2022 No.
Fully paid ordinary shares	238,903,013	191,903,013

NOTES TO THE INTERIM FINANCIAL STATEMENTS

for the half-year ended 31 December 2022

	As At 31 Dec 2022		As At 30 Jun 2022	
	No.	\$	No.	\$
Opening balance	191,903,013	16,004,191	151,594,676	11,599,527
Issue of shares from placement	47,000,000	1,175,000	39,558,337	4,747,000
Consulting fees shares	-	-	750,000	82,250
Capital raising costs	-	(158,286)	-	(424,586)
Balance at end of the period	238,903,013	17,020,905	191,903,013	16,004,191

Ordinary shares participate in dividends and the proceeds on winding up of the parent entity in proportion to the number of shares held.

6. SHARE BASED PAYMENT RESERVE

	As At 31 Dec 2022 \$
Opening Balance:	832,493
Advisor Options previous year vesting (share-based payment expensed)	127,261
Issue of Director Options 2 (share-based payment expensed)	60,621
Total share-based payments – expense	187,882
Issue of Advisor Options 1 (cost of equity)	77,014
Expiry of Options	(132,959)
Closing Balance	964,430

The Advisor Options and the Director Options are defined as share-based payments. The valuation of share-based payment transactions is measured by reference to fair value of the equity instruments at the date at which they are granted. The fair value is determined using the Black-Scholes model, taking into account the terms and conditions upon which the options were granted.

ITEM	ADVISOR OPTIONS 1	DIRECTORS OPTIONS 2
Grant Date	30/11/2022	31/12/2022
Fair value per option	\$0.0077	\$0.0101
Number of options	10,000,000	6,000,000
Exercise price	\$0.075	\$0.075
Expected volatility	98.7%	100%
Implied option life	2 years	2 years
Expected dividend yield	Nil	Nil
Risk free rate	2.56%	3.27%
Underlying share price at grant date	\$0.027	\$0.031
Expiry	09/02/2025	09/02/2025
Vesting Period	Vested	Vested

Total share-based payment expense for the period is \$187,882 (2021: \$142,985).

NOTES TO THE INTERIM FINANCIAL STATEMENTS

for the half-year ended 31 December 2022

7. SEGMENT REPORTING

The Group has adopted AASB 8 'Operating Segments' which requires operating segments to be identified on the basis of internal reports about components of the Group that are reviewed by the chief operating decision maker (considered to be Board of Directors) in order to allocate resources to the segment and assess its performance. The chief operating decision maker of the Group reviews internal reports prepared as consolidated financial statements and strategic decisions of the Group are determined upon analysis of these internal reports.

The group operates in the mineral exploration sector predominantly in Australia, Namibia, and Canada. Majority of all assets and liabilities are held in Australia other than, capitalised exploration costs which is outlined in note 6. The group operates in the mineral exploration sector predominantly in Australia, Namibia, and Canada for 2022.

31 December 2022

(A) Segment performance

	Australia \$	Canada \$	Namibia \$	Total \$
Revenue				
Interest revenue	7,147	186	-	7,333
Total Revenue	7,147	186	-	7,333
Exploration expenditure	-	48,657	1,131,047	1,179,704
Total exploration amount	-	48,657	1,131,047	1,179,704
Segment net profit before tax	7,147	(48,471)	(1,131,047)	(1,172,371)
Reconciliation of segment result to net profit (loss) before tax				
Unallocated items:				
- other	-	-	-	(646,607)
Net loss before tax				(1,818,978)

(B) Segment Assets

	Australia \$	Canada \$	Namibia \$	Total \$
31 December 2022				
Segment assets	4,259,855	65,133	32,112	4,357,100
30 June 2022				
Segment assets	4,859,499	110,484	76,058	5,046,041

(C) Segment Liabilities

	Australia \$	Canada \$	Namibia \$	Total \$
31 December 2022				
Segment liabilities	261,662	2,882	78,221	342,765
30 June 2022				
Segment liabilities	320,120	132,082	16,276	468,478

NOTES TO THE INTERIM FINANCIAL STATEMENTS

for the half-year ended 31 December 2022

8. SUBSEQUENT EVENTS

Subsequent to 31 December 2022 the company had raised \$325,000 via the issue of 13,000,000 ordinary shares at a share price of 2.5 cents per share. The Company had also issue 538,462 ordinary shares in lieu of fees. The Company has also issued 6,000,000 options to Directors as part of the notice of meeting approval. In addition, the Company issued 12,000,000 options to advisors. 16,000,000 of the options were recognised as at 31 December 2022 as the grant had been met.

At the time of this report there were no further events subsequent to the reporting date that required disclosure.

9. FAIR VALUE MEASUREMENT

The Directors consider that the carrying amount of other financial assets and liabilities recognised in the consolidated financial statements approximate their fair value.

10. RELATED PARTY TRANSACTIONS

During the half-year ended 31 December 2022, there has been no change in related party transactions since 30 June 2022, other than the Directors remuneration pertaining to share based payment in note 6.

11. COMMITMENTS AND CONTINGENT LIABILITIES

There has been no significant changes to the commitments and contingencies disclosed in the most recent financial report.

12. NON-CONTROLLING INTERESTS

	As At 31 Dec 2022 \$	As At 30 Jun 2022 \$
Opening Balance:	214,417	354,010
Acquisition of Larchmont	-	-
Acquisition of other subsidiaries under Larchmont	-	95
Share of loss for the period	(10,030)	(139,688)
Closing Balance	204,387	214,417

The Group acquired Larchmont on 4 November 2020, which resulted in the recognition of a non-controlling interest attributable to the 20% interest in Larchmont that was not acquired.