

# Barton Gold

ASX:BGD

South Australia's  
**1.3 Moz Au Growth Platform**

26 April 2023 | Tunkillia Mineral Resources Update

*Perseverance Mine, Tarcoola Project*



# Important Notices

---

## **Disclaimer**

This document has been approved by the Board of Barton Gold Holdings Limited (ACN 633 442 618) (together with its affiliates, "Barton" or the "Company") and has been prepared for the exclusive use of the party to whom Barton delivers this document (the "Recipient"). The information contained in this document has been prepared in good faith by Barton. However, no representation or warranty, either express or implied, is made as to the accuracy, completeness, adequacy or reliability of the information contained in this document. This document contains only a synopsis of more detailed information in relation to the matters described herein and accordingly no reliance may be placed for any purpose whatsoever on the sufficiency or completeness of such information as presented herein. This document should not be regarded by the Recipient as a substitute for the exercise of its own judgment and the Recipient should conduct its own due diligence in respect of the contents of this document. To the maximum extent permitted by law Barton, its directors, officers, employees, advisers, agents and related bodies corporate ("Barton Gold Group") disclaim any or all liability for any loss or damage which may be suffered by any person as a result of the use of, or reliance upon, anything contained within or omitted from this document (regardless of whether the loss or damage arises in connection with any negligence, default, lack of care or misrepresentation by the Barton Gold Group or any other cause in connection with the provision of this document or the purported reliance on this document or the information contained in it). To the extent that any provisions in this Important Notices section may be construed as being a contravention of any law of the State or the Commonwealth, such provisions should be read down, severed or both as the case may require and the remaining provisions shall continue to have full force and effect.

This document has been prepared solely for informational purposes. This document does not constitute a prospectus and is not to be construed as a solicitation or an offer to buy or sell any securities, or related financial instruments, in any jurisdiction. The Recipient should not construe the contents of this document as legal, tax, accounting or investment advice or a recommendation. This document does not purport to contain all of the information a Recipient would require to make an informed decision whether to invest in the Company. Specifically, this document does not purport to contain all the information that investors and their professional advisers would reasonably require to make an informed assessment of the Company's assets and liabilities, financial position and performance, profits, losses and prospects. The Recipient must not rely on the information set out in this document and must make its own independent assessment and consult its own legal counsel, tax and financial advisors concerning any matter described herein. This document does not purport to be all-inclusive or to contain all of the information that the Recipient may require. No investment, divestment or other financial decisions or actions should be based solely on the information in this document. The distribution of this document may be restricted by law in certain jurisdictions.

This document must be treated as strictly confidential and must not be copied, reproduced, distributed, quoted, referred to or distributed to others at any time, in whole or in part, without the prior written consent of Barton.

## **Cautionary Statement Regarding Forward-Looking Information**

The figures, valuations, forecasts, estimates, opinions and projections contained herein involve elements of subjective judgment and analysis and assumption. Barton does not accept any liability in relation to any such matters, or to inform the Recipient of any matter arising or coming to the company's notice after the date of this document which may affect any matter referred to herein. Any opinions expressed in this material are subject to change without notice, including as a result of using different assumptions and criteria. This document may contain forward-looking statements. Forward-looking statements are often, but not always, identified by the use of words such as "seek", "anticipate", "believe", "plan", "expect", "target" and "intend" and statements that an event or result "may", "will", "should", "would", "could", or "might" occur or be achieved and other similar expressions. Forward-looking information is subject to business, legal and economic risks and uncertainties and other factors that could cause actual results to differ materially from those contained in forward-looking statements. Such factors include, among other things, risks relating to property interests, the global economic climate, commodity prices, sovereign and legal risks, and environmental risks. Forward-looking statements are based upon estimates and opinions at the date the statements are made. Barton undertakes no obligation to update these forward-looking statements for events or circumstances that occur subsequent to such dates or to update or keep current any of the information contained herein. Any estimates or projections as to events that may occur in the future (including projections of revenue, expense, net income and performance) are based upon the best judgment of Barton from information available as of the date of this document. There is no guarantee that any of these estimates or projections will be achieved. Actual results will vary from the projections and such variations may be material. Nothing contained herein is, or shall be relied upon as, a promise or representation as to the past or future. Any reliance placed by the Recipient on this document, or on any forward-looking statement contained in or referred to in this document will be solely at the Recipient's own risk. The Barton Gold Group expressly disclaims any and all liability relating or resulting from the use of all or any part of this document or any of the information contained herein.

## **Date and Currency**

This document is dated 26 April 2023 ("Preparation Date") and is based on the Company's prospectus dated 14 May 2021 ("Prospectus") for an offer to acquire fully paid ordinary shares ("Shares") in the capital of the Company ("Offer"), updated for the results of the Offer, and Barton ASX announcements as from the date of the Prospectus. A copy of the Prospectus is available for download at [www.bartongold.com.au](http://www.bartongold.com.au) or [www.asx.com.au](http://www.asx.com.au). The delivery of this document at any time after the Preparation Date does not imply the information contained in it is correct at any time after the Preparation Date. Delivery of this document does not imply, and is not to be relied upon as a representation or warranty that: (i) there has been no change since the Preparation Date in the business, operations, financial condition, prospects, creditworthiness, status or affairs of the Company or any of the Company's related bodies corporate or affiliates; or (ii) the information contained in this document remains correct and not misleading at any time after the Preparation Date. The information in this document should be considered dynamic and may change over time. Subject to its obligations at law, Barton has no responsibility or obligation to update this document or inform the recipient of any matter arising or coming to their notice after the Preparation Date which may affect any matter referred to in the document. All dollar values expressed in this document are Australian dollars (\$, A\$, or AUD).



# Leveraging Strategic Assets

Strategic 'first mover' advantage  
re-opening a proven gold district



## Strategic regional position in renowned Gawler Craton

- South Australia: 25% of AUS gold Resources, only 2.5% of production <sup>(1)</sup>  
– major historical focus on copper and uranium development
- **1.3Moz Au JORC Mineral Resources <sup>(2)</sup> on 5,100km<sup>2</sup> tenements**
- 100% ownership of the region's only gold mill <sup>(3)</sup>



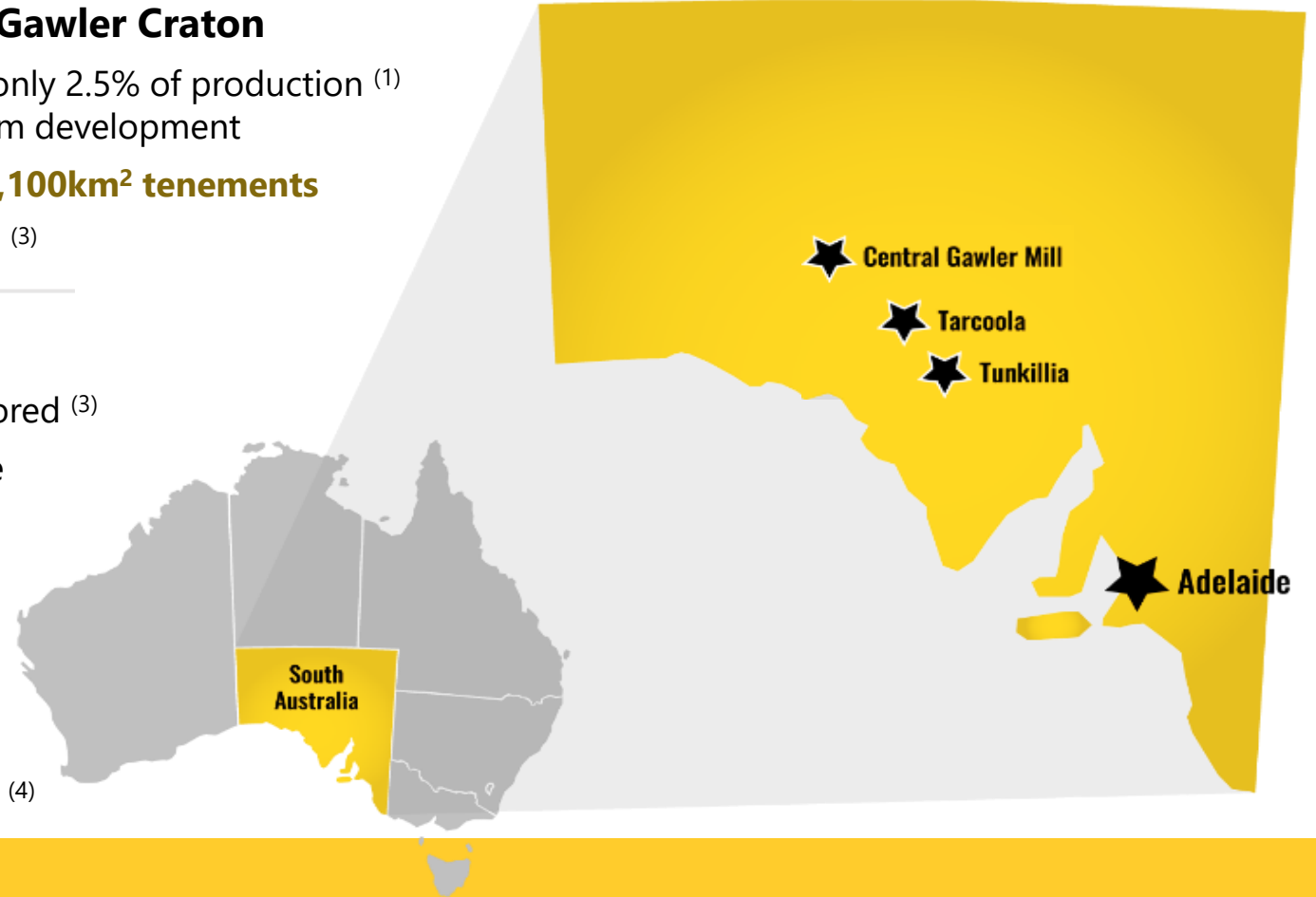
## Significant gold upside potential

- 130 year gold production, yet very underexplored <sup>(3)</sup>
- Resources growing at very low cost per ounce
- **Multi-million ounce discovery potential**



## Excellent corporate platform

- Clear strategy, progress and potential
- Strong leadership and shareholder alignment
- **\$8.3m cash, and actively monetizing assets <sup>(4)</sup>**



1 Government of South Australia – Dept for Energy & Mining, Geoscience Australia

2 Refer to ASX announcement dated 26 April 2023

3 Refer to Prospectus

4 As at 31 March 2023; refer to ASX announcement dated 21 April 2023

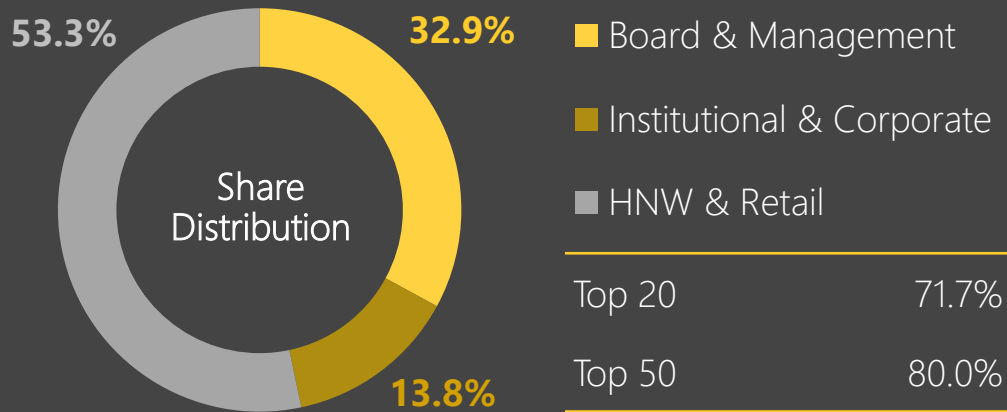


# Capital Snapshot

Strong management and shareholder alignment

## Capital Structure (\$AUD)

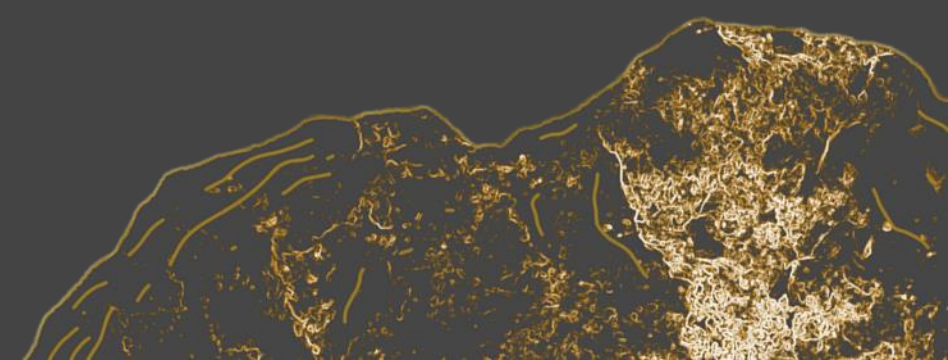
Shares on Issue <sup>(1)</sup>	176 million
Market Cap (\$0.23 / share) <sup>(2)</sup>	\$40.5 million
Cash <sup>(3)</sup>	\$8.29 million
<b>Enterprise Value <sup>(4)</sup></b>	<b>\$32.2 million</b>
Options on Issue <sup>(1)</sup>	18.6 million



## Share Price (\$AUD)



1 As at Preparation Date. refer to ASX announcements dated 15 Mar 2023  
 2 Market Capitalisation as at market close on Friday, 21 April 2023  
 3 As at 31 March 2023; refer to ASX announcement dated 21 April 2023  
 4 Based upon market cap less cash and nil debt. Subject to rounding  
 5 Share distribution estimated based upon Company analysis





# Leadership

Strong SA and gold pedigree

## Board of Directors



### Ken Williams

#### Non-Executive Chairman

- +30 years' experience in Australian resources, aviation and financial services
- Formerly Treasurer and CFO for Normandy Mining (Newmont Australia)



### Alexander Scanlon

#### Managing Director & CEO

- ~20 years' experience in principal investments, of which ~15 in resources
- Founder of Barton Gold and previously MD of PARQ Capital Management



### Christian Paech

#### Non-Executive Director

- Lawyer with +25 years' experience in private and public / commercial practice
- Formerly General Counsel and Company Secretary of ASX-listed Santos Ltd



### Graham Arvidson

#### Non-Executive Director

- Mechanical engineer with +15 years' experience in key project leadership roles
- Development and operations specialist, CEO of Australian Vanadium Limited



### Neil Rose

#### Non-Executive Director

- Chartered accountant focused on commercial property and resources
- Founding Director of Barton Gold and a Director of Tribar Capital

## Key Management



### Nicholas Byrne

#### Chief Financial Officer

- CPA with ~30 years' resources and engineering sector experience
- ~20 years South Australian experience including as CFO of Heathgate Resources



### David Wilson

#### GM Projects

- Surveyor with +40 years' experience in survey, mine and project management
- Formerly Chief Surveyor & Tech Services Super for Normandy and Newmont



### Marc Twining

#### Exploration Manager

- Geologist with +25 years' experience in resources exploration and development
- Formerly exploration geologist with gold majors Normandy and Newmont



### Ian Garsed

#### Principal Geologist

- Geologist with +25 years' experience in resources discovery and definition
- Extensive South Australian gold and IOCG mineralisation experience



### Shannon Coates

#### Company Secretary

- Qualified lawyer and Chartered Secretary with +25 years' experience
- Company Secretary to multiple ASX-listed companies



# Corporate Ambition

Leverage platform to long-term gold leadership



## Large Scale Ambition

- **Develop South Australia's largest independent producer (150kozpa) on +2Moz Au Resources base**
- **Open pit:** lower risk, more profitable
- **Tarcoola & Tunkillia:** current ~1.2Moz on less than 2% of major structures



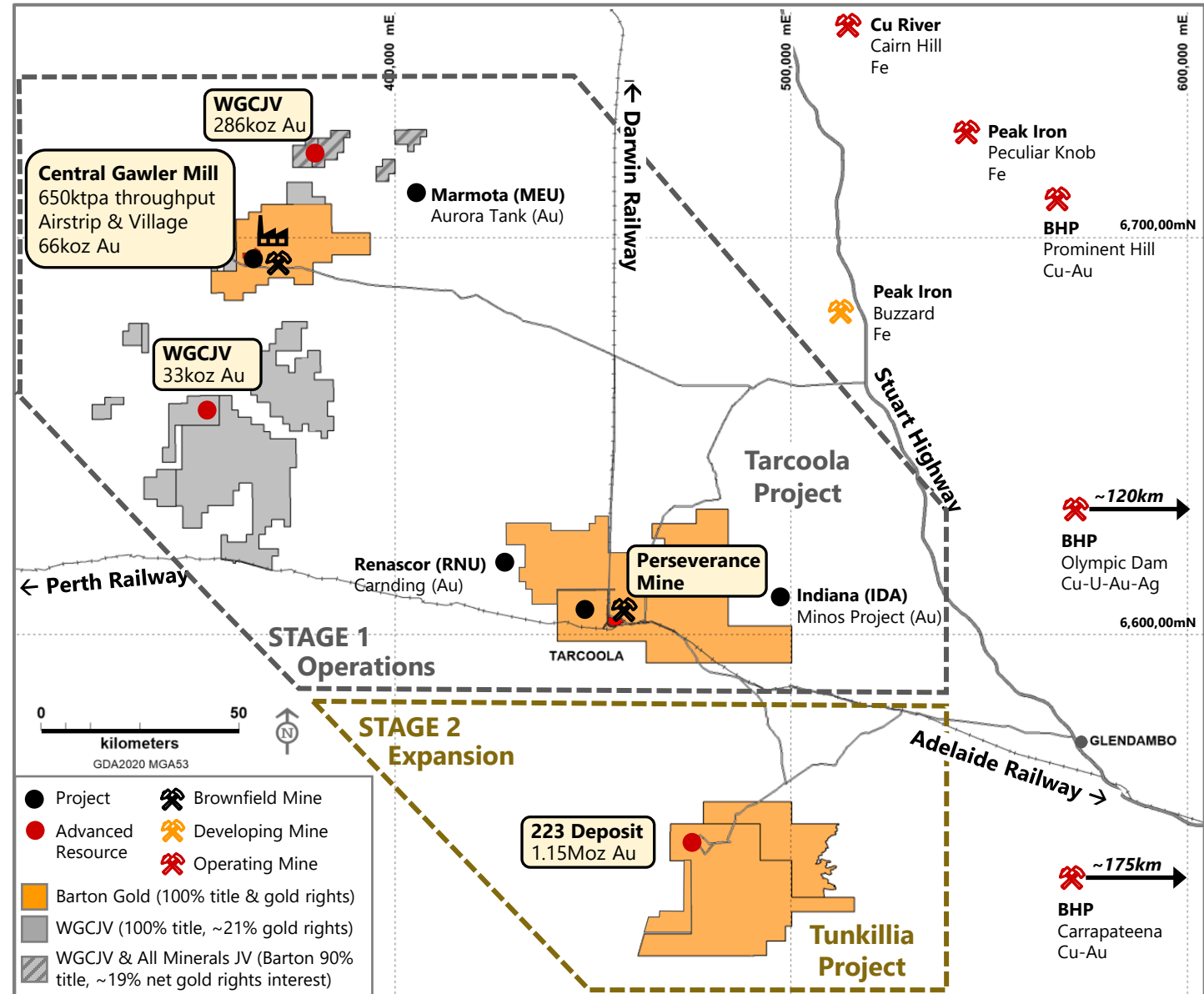
## Stage 1: Tarcoola

- **Fully permitted MLs with proven mill infra, logistics and metallurgy** <sup>(1)</sup>
- Free cash flow → Stage 2 Expansion
- Optionality: Toll mill regional gold oz <sup>(1)</sup>



## Stage 2: Tunkillia Expansion

- **Bulk open pit operation feeding new 'southern' mill - efficiencies of scale**
- Tarcoola high-grade → Tunkillia mill
- 'Stage 1' regional ozs → northern mill



1 Refer to Prospectus



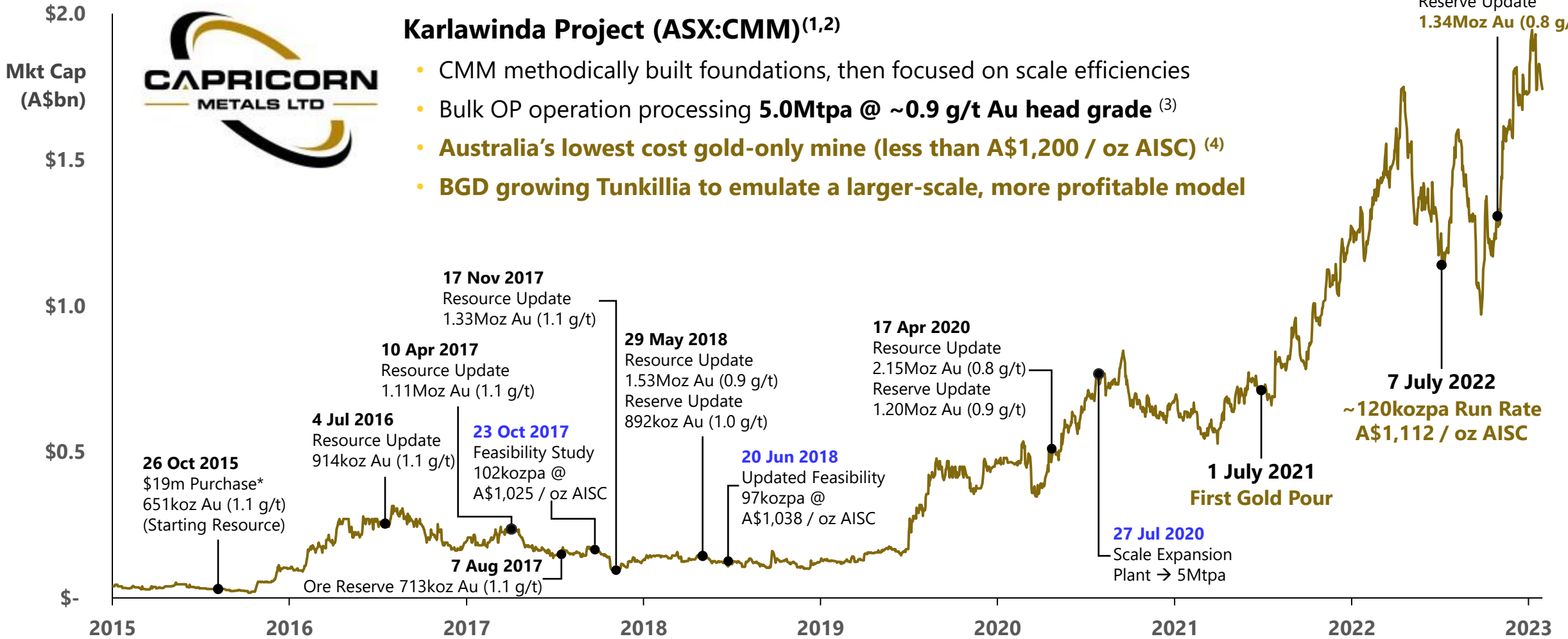
# Our Heroes

## Proving the case for large-scale, lower-grade open pit operations



### Karlawinda Project (ASX:CMM)<sup>(1,2)</sup>

- CMM methodically built foundations, then focused on scale efficiencies
- Bulk OP operation processing **5.0Mtpa @ ~0.9 g/t Au head grade** <sup>(3)</sup>
- **Australia's lowest cost gold-only mine (less than A\$1,200 / oz AISC)** <sup>(4)</sup>
- **BGD growing Tunkillia to emulate a larger-scale, more profitable model**



#### Notes:

\* Based upon CMM price of \$0.11 per share (as adjusted) on 26 Oct 2015

1 As at 7 Feb 2023, for each event refer to CMM ASX Announcements of the same date;

Market capitalisation based upon 7 Feb 2023 shares outstanding and daily historical CMM price

2 All \$ figures are AUD; AISC = All In Sustaining Cost; figures subject to rounding

3 Refer to CMM ASX Announcement dated 30 January 2023

4 Aurum Analytics – Australian & New Zealand Gold Operations (September Quarter 2022)

# Building Momentum

**Applying new technologies** to build competitive advantage, accelerate regional discovery and development

**Leveraging asset platform** to cover corporate costs, extend treasury, boost exploration and reduce exploration and discovery costs

**Significant early success and value** created in exploration, asset monetisation, and corporate **since June 2021 IPO:**

**4** new gold zones  
(~2.5km mineralisation) <sup>(1)</sup>

**\$975k** grants  
from SA Government <sup>(3)</sup>

**\$5.2m** additional cash gained  
through non-dilutive measures <sup>(2)</sup>

**+30,700m**  
drilled + geophys programs

**Barton is methodically laying the foundations for large-scale gold development in SA's central Gawler Craton**

1 Refer to Prospectus and ASX announcements dated 27 Oct and 3 / 8 / 15 Nov 2021, 5 Sep 2022 and 19 Apr 2023  
2 Refer to ASX announcements dated 28 / 30 Jun, 26 Sep, 25 Oct and 11 Nov 2022, 28 Mar 2023 & FY 2022 / 2023 Appendix 5Bs  
3 Refer to ASX announcements dated 4 Aug and 7 Dec 2021, and 15 Jun 2022  
4 Refer to ASX announcements dated 13 Sep and 7 Dec 2021, and 17 Jan, 2 May and 14 Jul 2022  
5 Refer to ASX announcement dated 26 April 2023

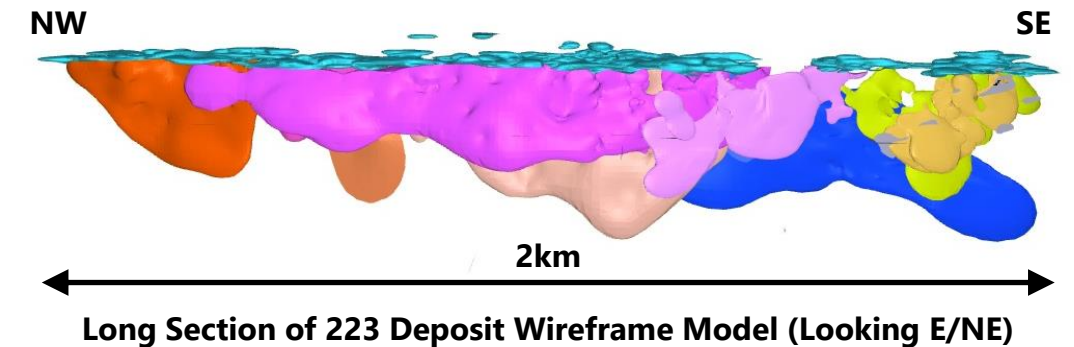
Laying solid foundations for long-term value

## Tunkillia 223 Deposit

JORC Mineral Resource Estimate (MRE) <sup>(5)</sup>

**Upgrade → 1.15 million ounces Au**

- 2<sup>nd</sup> MRE update since acquisition
- Multiple extensions to depth



**+45%** tonnage growth  
~12 Million new tonnes

**+20%** gold inventory  
~189,000 new ounces

**~58%** Indicated Resources  
high confidence deposit

**~\$12** all-in cost / new oz  
excellent drilling ROI





# Tunkillia +1Moz Growth Platform

Building up large-scale 'Stage 2' mineralisation

Large-scale mineralisation for bulk lower-risk / cost 'Stage 2' operations model

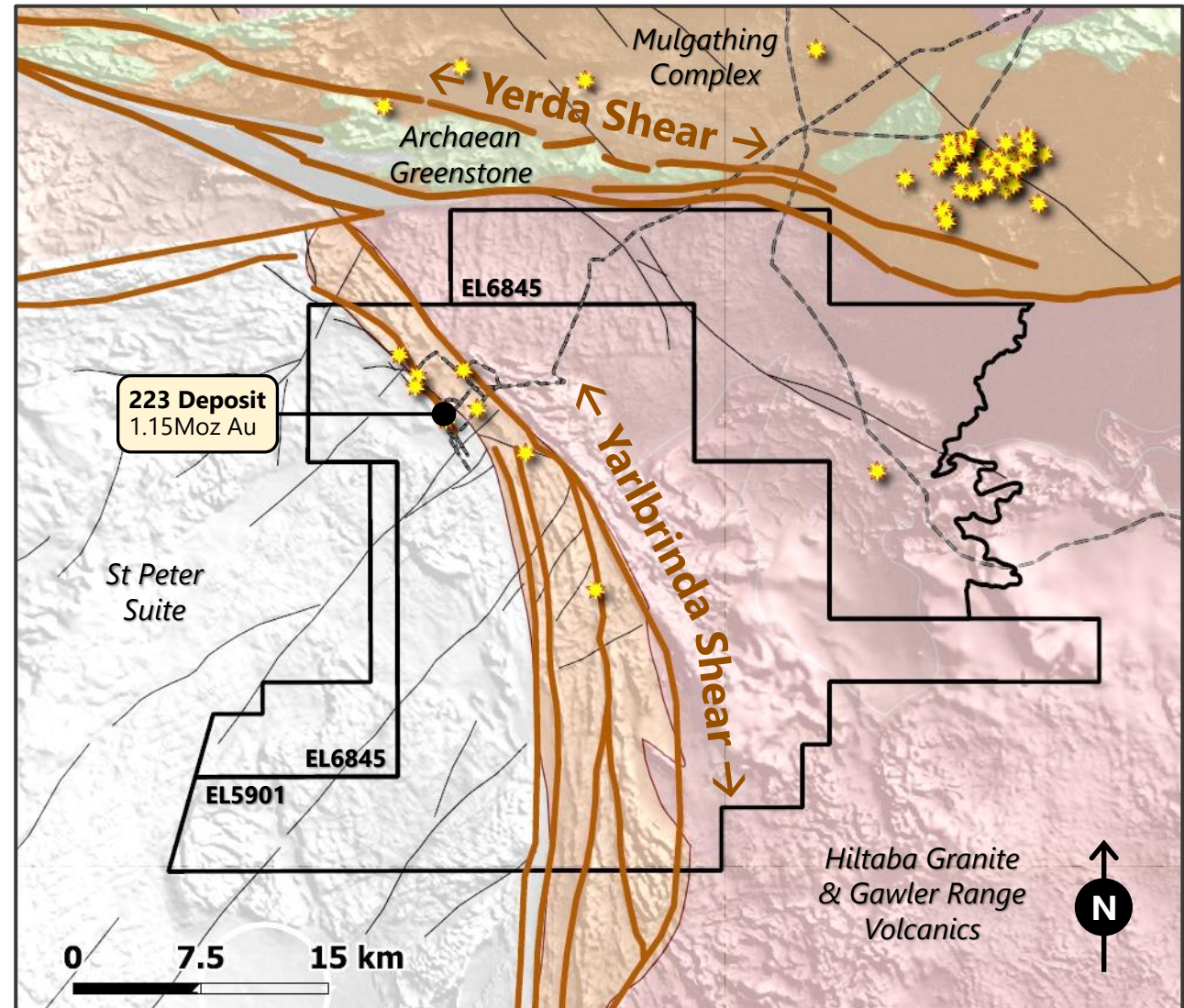
Updated MRE (Apr 2023) with 3 new gold zones confirmed (+2km new mineralisation) <sup>(2)</sup>

Major shear zones at triple point of major local geological formations <sup>(1)</sup>

Strong exploration pipeline +20km of major shear system untested along strike

## Updated 1.15Moz Au JORC Resource <sup>(1)</sup>

- '223 Deposit' on Yarlbrinda Shear Zone
- 38 Million tonnes @ 0.94 g/t Au
- ~58% JORC 'Indicated' classification
- Broad, bulk open-pittable mineralisation



1 Refer to ASX announcement dated 26 Apr 2023

2 Refer to ASX announcements dated 3 / 8 / 15 Nov 2021, 5 Sep 2022 and 19 / 26 Apr 2023

# Tunkillia Growing Rapidly

Systematically building foundation for large-scale growth and development



**Gold endowment broader than previously recognised**  
the 223 Deposit part of a much larger mineral footprint



**3 new gold zones (223N, 191 & 51) since Nov 2021**  
new gold zones ~double Project's gold mineralised strike <sup>(1)</sup>

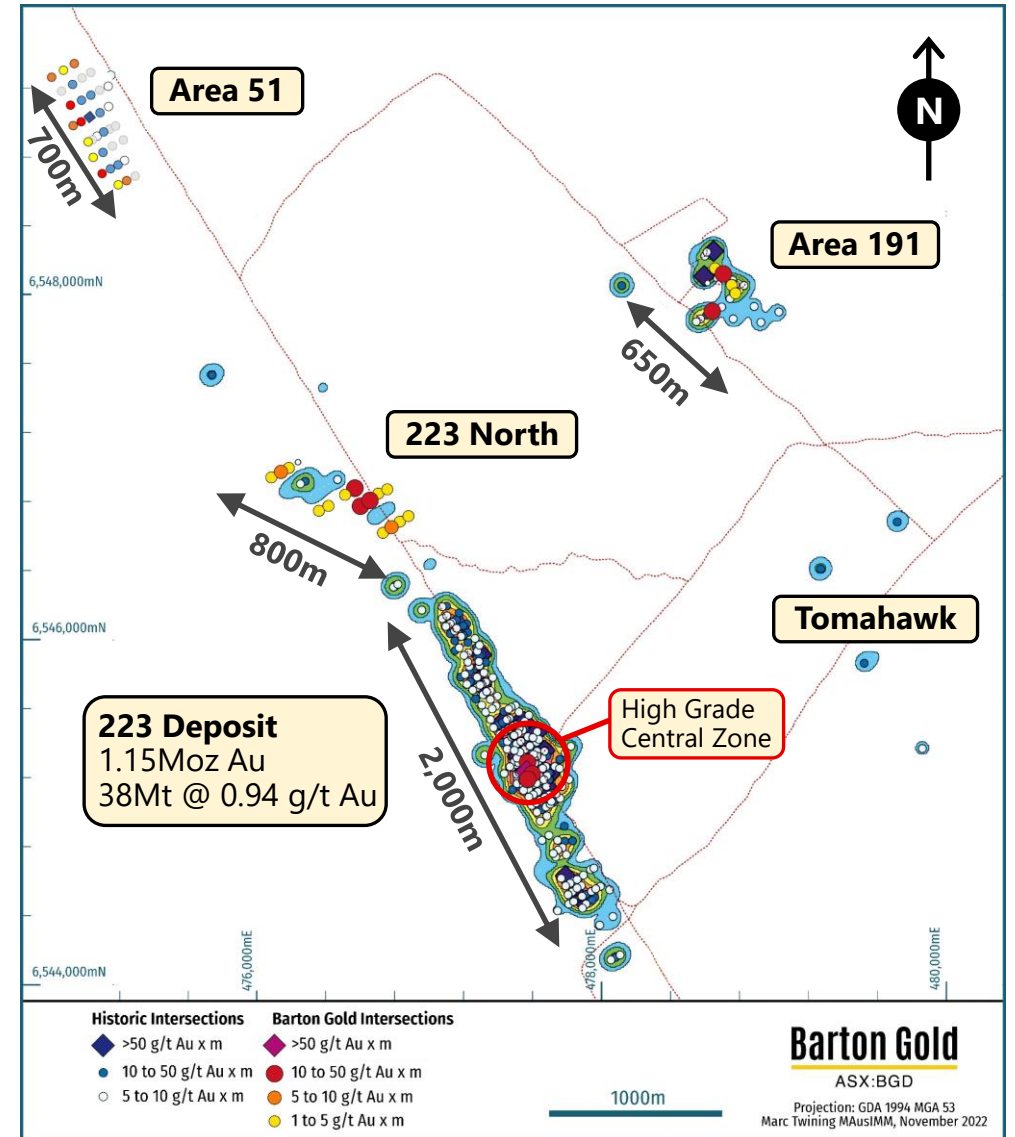


**Significant gains and further potential in 223 Deposit**

- **Shallow historical drilling during period of low gold prices – 80% completed between 1996 - 2005 (gold <US\$400/oz)** <sup>(2)</sup>
- **BGD has now grown the MRE twice:**
  - Oct 2020: +70% growth to 965koz Au <sup>(1)</sup>
  - Apr 2023: +20% growth to 1.15Moz Au <sup>(3)</sup>
- Remains open to extension along strike and to depth



**Targeting further MRE growth and regional discovery**  
in extensions of 223 Deposit and high-priority regional targets



<sup>1</sup> Refer to Prospectus and ASX announcements dated 3 / 8 / 15 Nov 2021, 5 Sep 2022 and 19 Apr 2023

<sup>2</sup> Company analysis

<sup>3</sup> Refer to ASX announcement dated 26 Apr 2023

# Tunkillia 223 Deposit

Conservative modeling with production mentality;  
→ goal is bulk efficiency and strong reconciliations



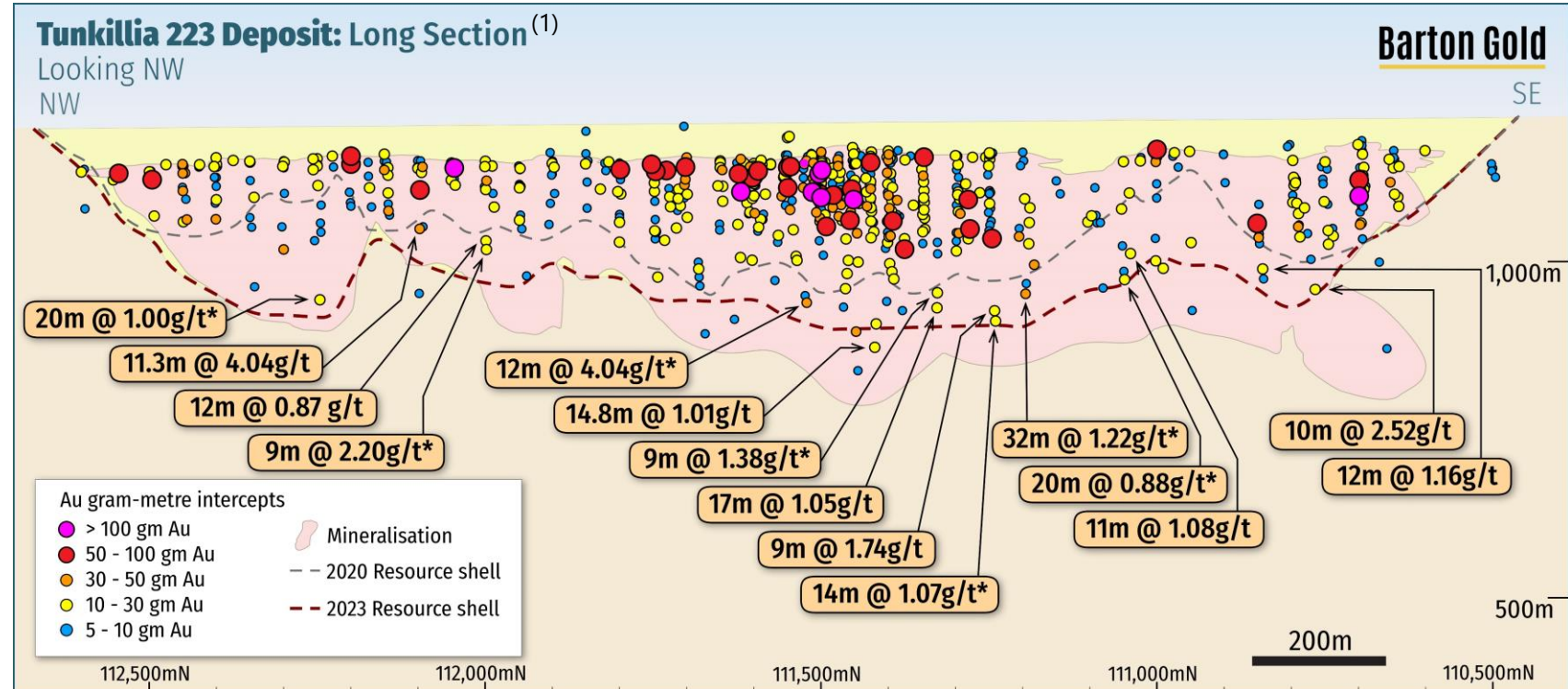
## Strong return on drilling: <sup>(1)</sup>

- **\$2.3m invested** → 41 RC holes (9,901m) & 5 DD holes (1,346m)
- **50m - 150m depth extensions** (north, central and south targets)
- **Low cost: \$12 /oz (all-in)**
- **High yield: 16 oz /m drilled**



## Comparison with 2020 MRE: <sup>(2)</sup>

- **More conservative grade caps and modeled internal dilution** for lower risk, bulk operations
- **+12 Million tonnes (+45%)**
- **+189,000 oz Au (+20%)**
- 58% Indicated (from 68%)
- Same cut-off grade (0.4 g/t Au)
- Same gold price (A\$3,000 / oz)



	Indicated			Inferred			Total		
	Tonnes (Mt)	Grade (g/t Au)	Gold (Koz Au)	Tonnes (Mt)	Grade (g/t Au)	Gold (Koz Au)	Tonnes (Mt)	Grade (g/t Au)	Gold (Koz Au)
<b>(0.4 g/t cut off) <sup>(1)</sup></b>									
Oxide & Transitional	3.98	1.06	135	3.17	0.88	90	7.15	0.98	225
Fresh	18.0	0.92	535	12.82	0.96	393	30.8	0.94	929
<b>Total</b>	<b>22.0</b>	<b>0.95</b>	<b>670</b>	<b>16.0</b>	<b>0.94</b>	<b>484</b>	<b>38.00</b>	<b>0.94</b>	<b>1,154</b>

\* Figures subject to rounding

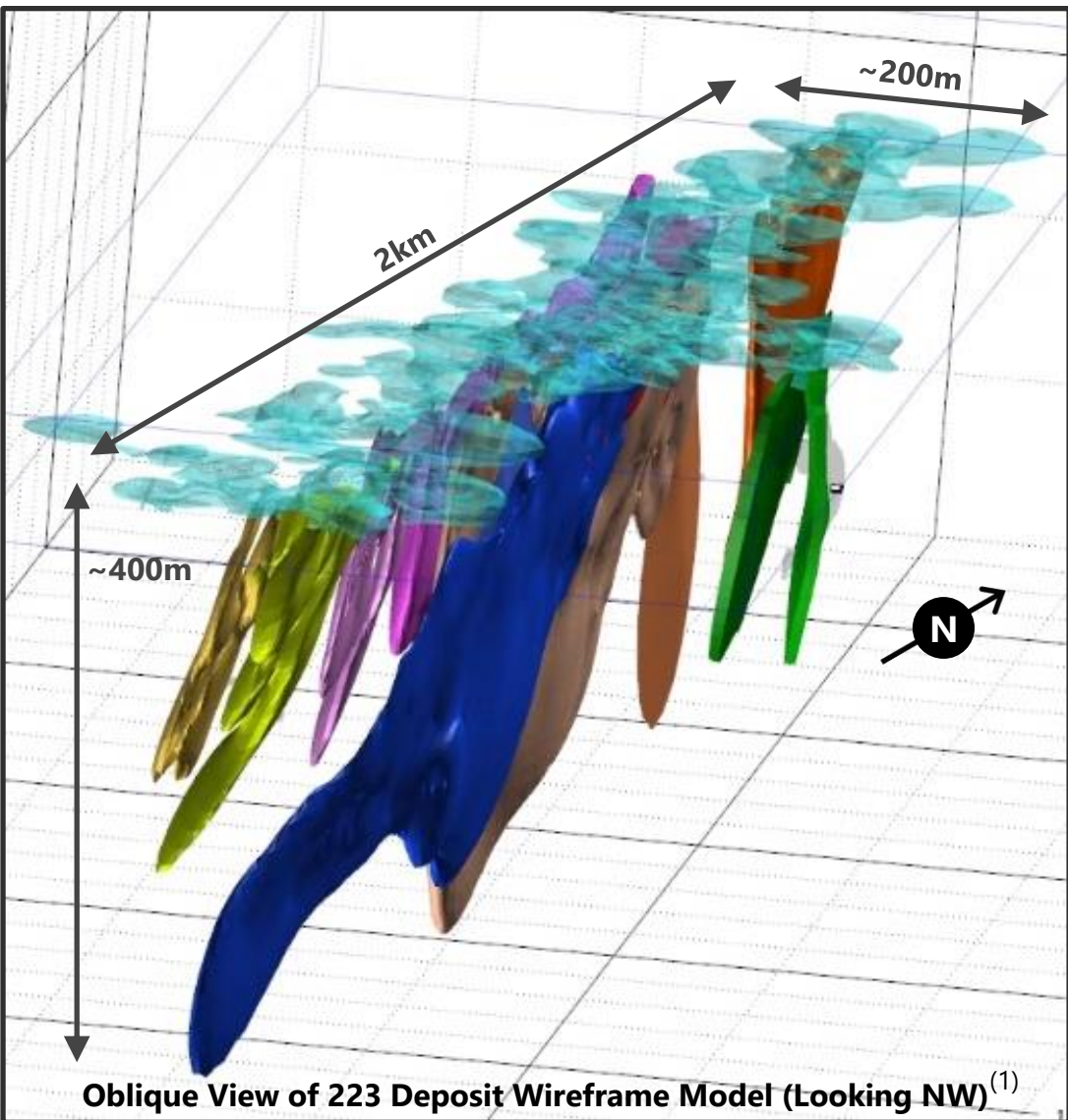
<sup>1</sup> Refer to ASX announcement dated 26 Apr 2023

<sup>2</sup> Refer to Prospectus and ASX announcements dated 26 Apr 2023



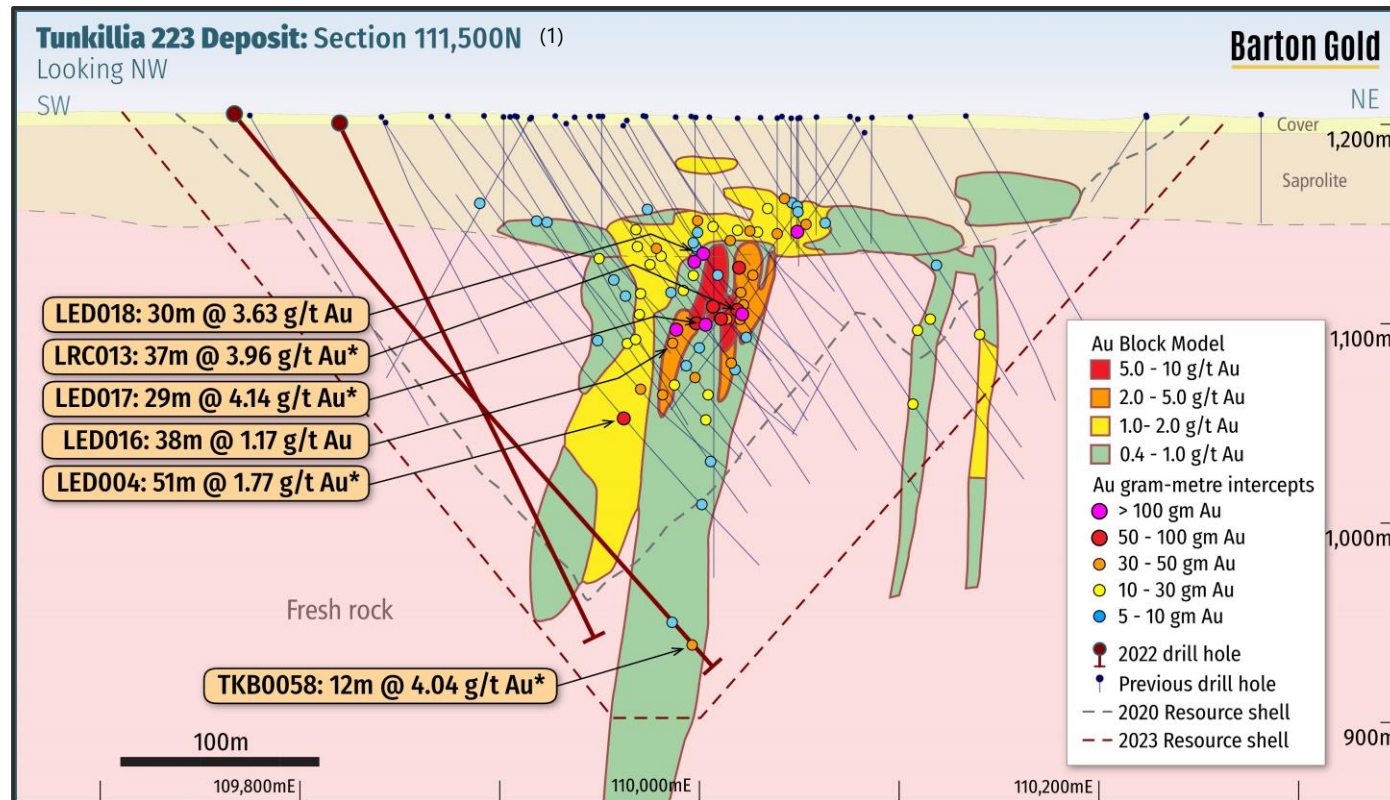
# Tunkillia 223 Mineralisation

Broad bulk-efficiency mineralisation, with a ~300m long high-grade core



## Key characteristics: <sup>(1)</sup>

- ~225,000oz Au in shallow (~40m deep) supergene blanket
- ~80% of MRE tonnes and ounces within 200m of surface
- Broad (40 – 80m) mining widths; ~300m long high-grade core

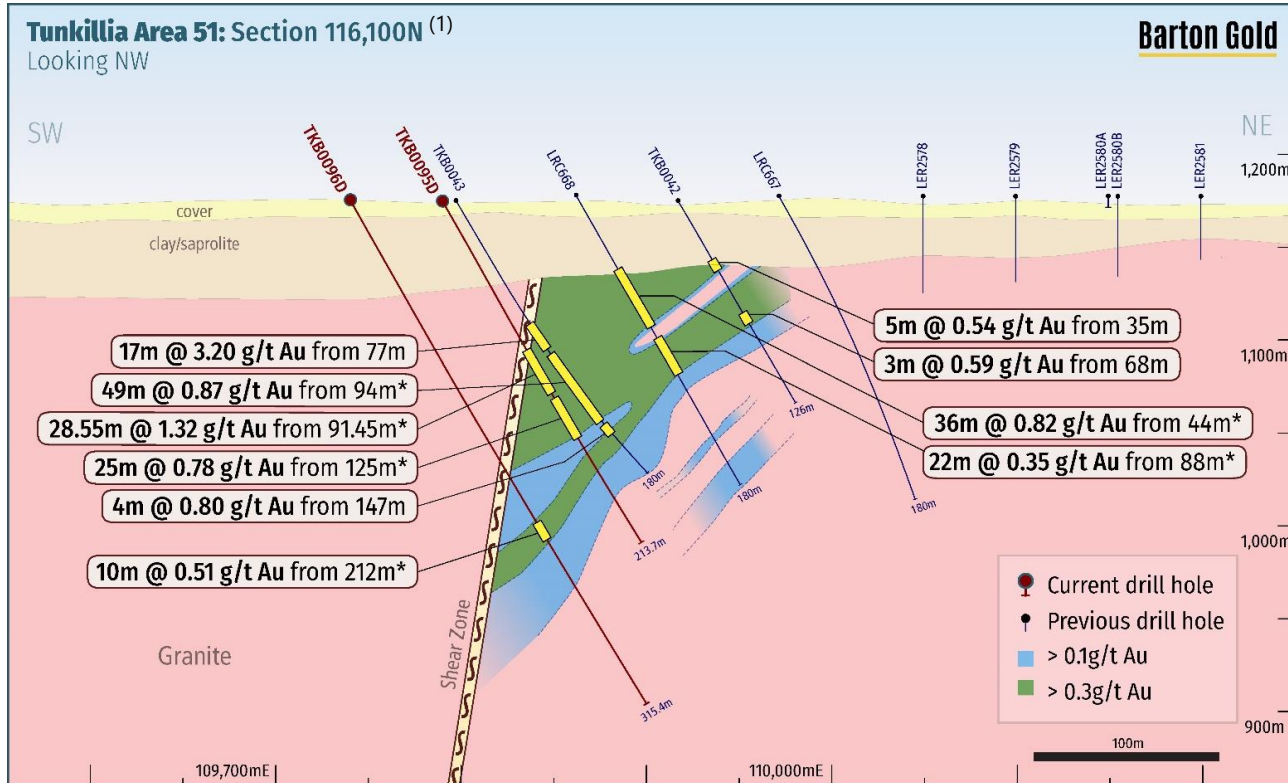


<sup>1</sup> Refer to ASX announcement dated 26 Apr 2023



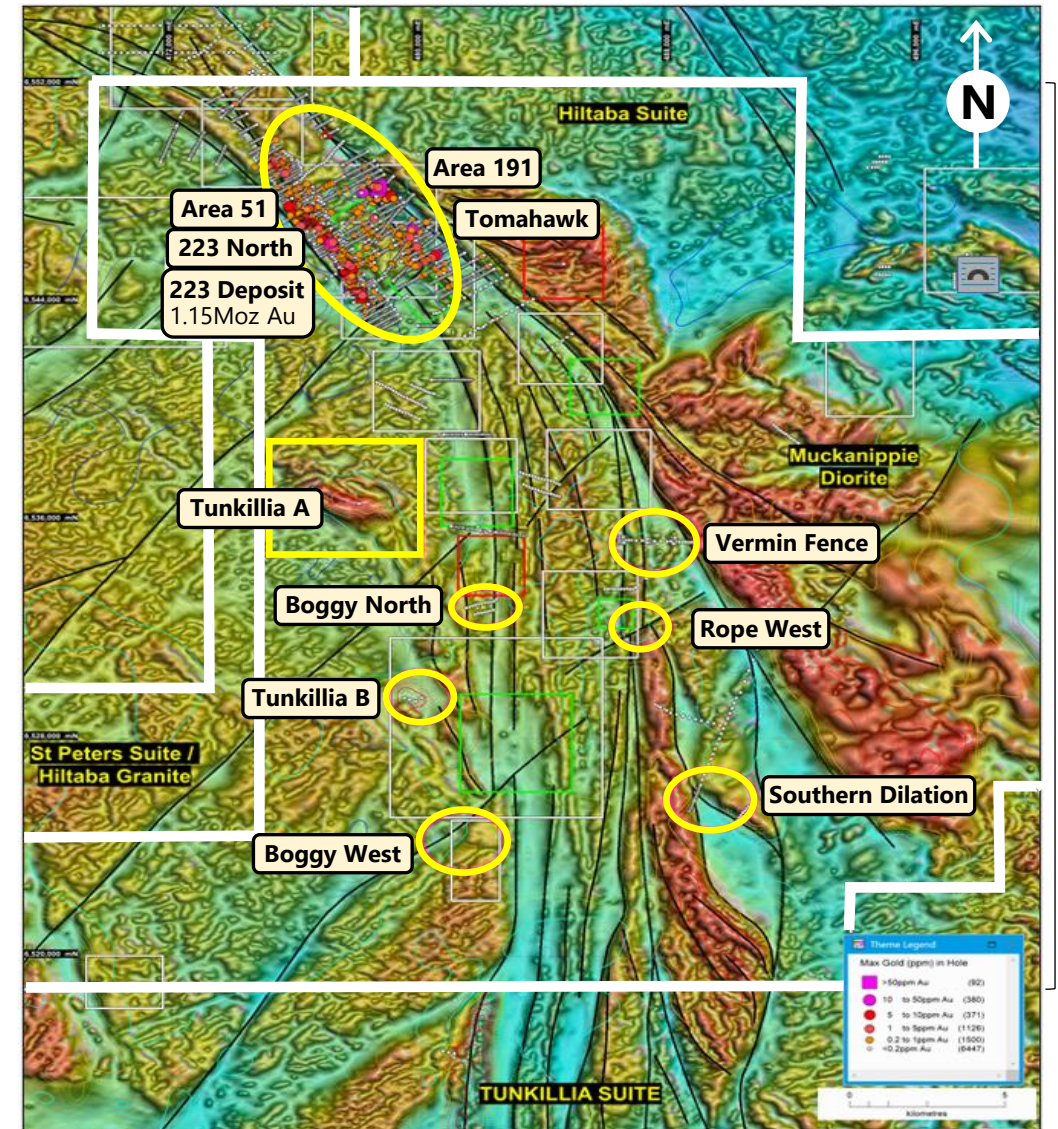
# Tunkillia District Scale Potential

Existing 1.15Moz corner house, BGD owns the neighbourhood



**Area 51: +700m long zone with +50 gram-metre core**  
Indicates valuable gold systems in near proximity to the 223 Deposit

→ **Just the first in a long list of regional 'step out' targets**  
heavily mineralised northern area < 10% of shear; over 20km untested



1 Refer to ASX announcement dated 19 Apr 2023



# Tarcoola High-Grade History

High-grade mineralisation for 'Stage 1' feed and 'Stage 2' blend



## The home of South Australian gold

- South Australia's 1893 gold rush on ML6455
- **~77koz Au @ 37.5 g/t from (1900 – 1955)** <sup>(1)</sup>
- Historically underexplored prime ground in Tarcoola Formation / Hiltaba Granite



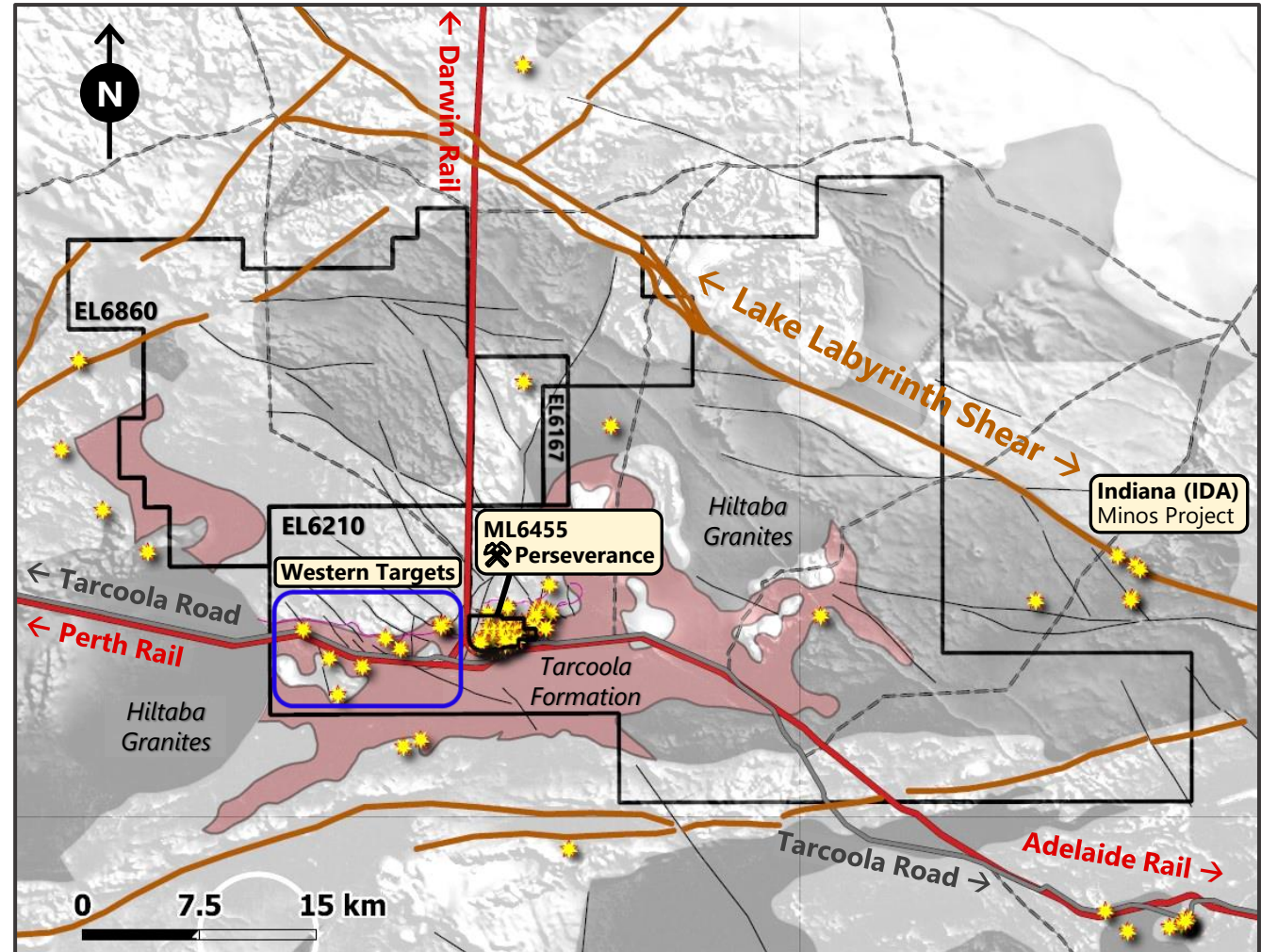
## ML6455: fully permitted 'Stage 1' ML

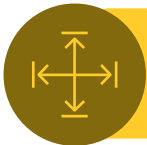
- Perseverance OP Mine – shallow high-grade
- **2018: ~3.8 g/t Au to Central Gawler Mill;** proven logistics, metallurgy and infra <sup>(1)</sup>
- Multiple 'repeat' targets adjacent to open pit
- Simpler, lower-cost path to Stage 1 production



## EL6210: large scale target system

- **15km long 'western targets' corridor** <sup>(1)</sup>
- ~25km of Lake Labyrinth Shear untouched
- Actively mapping targets for 2023 drilling



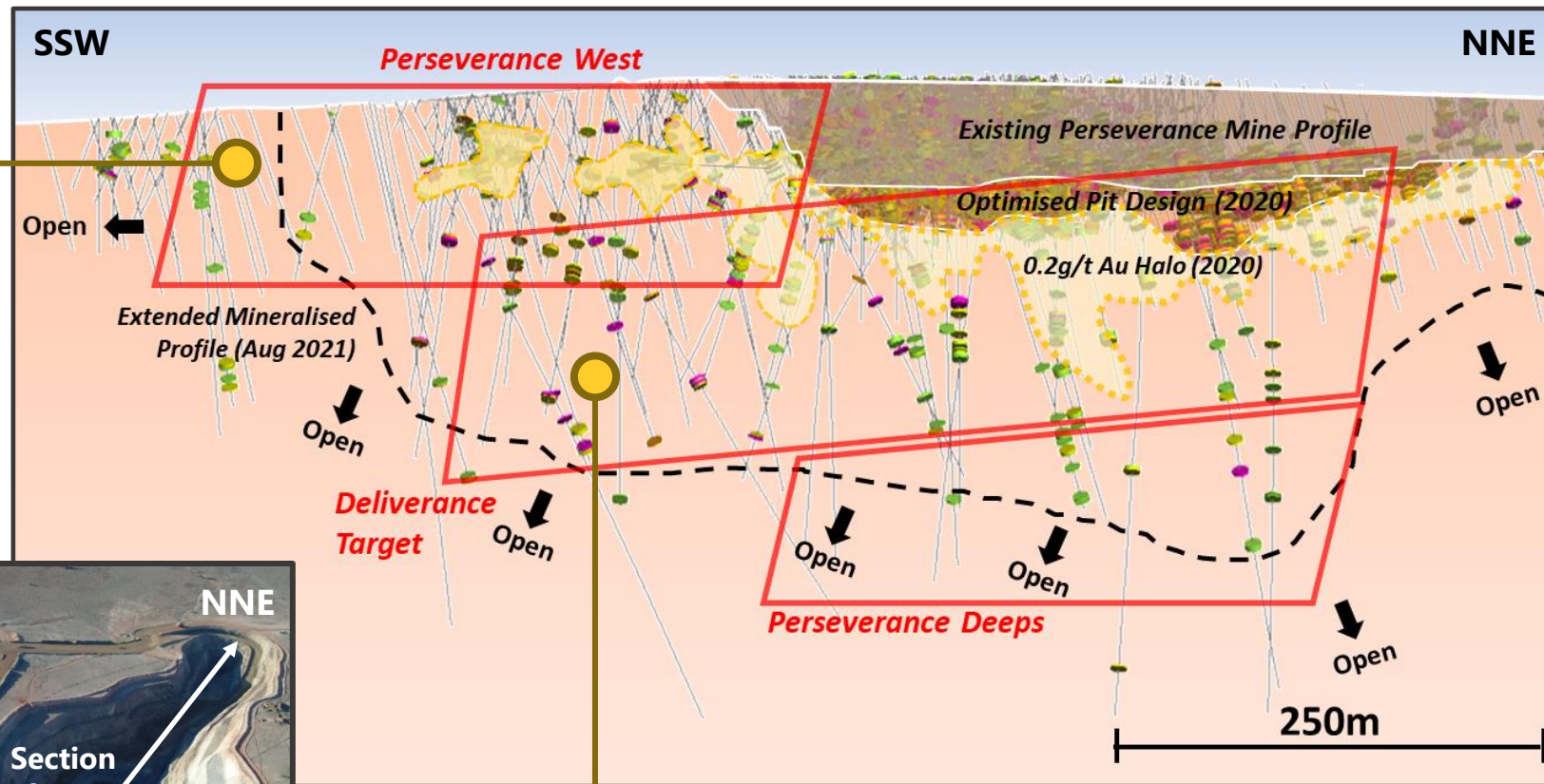


# Tarcoola Open Pit Extensions

Majority of intersections not yet modeled in Mineral Resources


## Perseverance West (1)

- 4m @ 6.85 g/t Au from 28m
- 7m @ 9.72 g/t Au from 42m
- 5m @ 20.6 g/t Au from 59m
- 6m @ 8.76 g/t Au from 96m
- 4m @ 11.4 g/t Au from 111m
- 5m @ 48.9 g/t Au from 115m



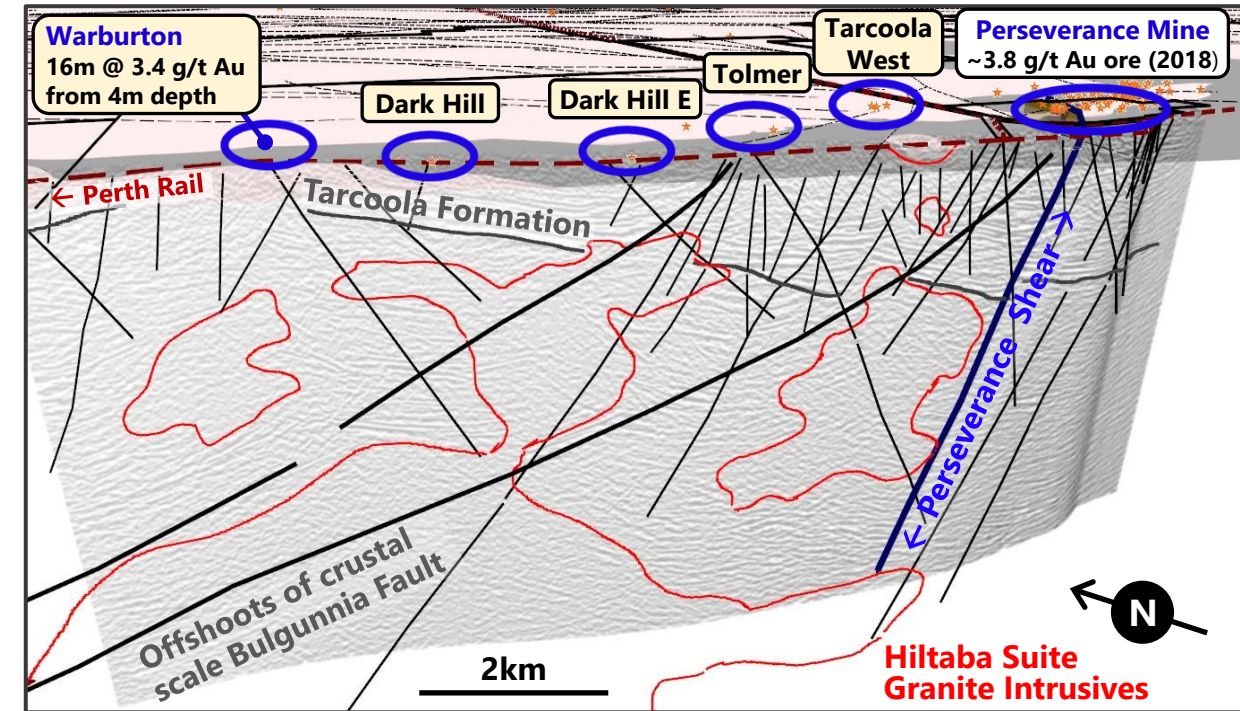
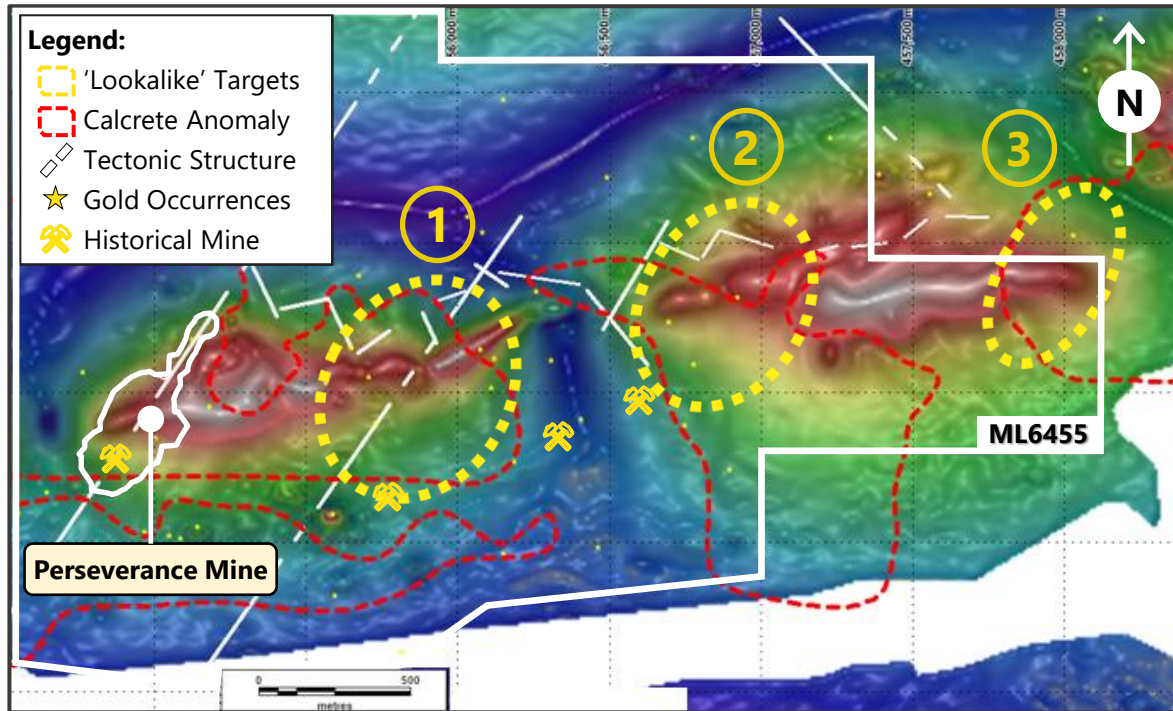
## Deliverance Target (1)

- 2m @ 56.7 g/t Au from 92m
- 4m @ 11.4 g/t Au from 107m
- 4m @ 14.8 g/t Au from 138m
- 2m @ 15.1 g/t Au from 158m
- 6m @ 43.6 g/t Au from 197m
- 3m @ 33.7 g/t Au from 220m



# Tarcoola ML & Western Targets

Regional work is mapping out an exciting target field



- **3 priority targets identified for potential repeats of Perseverance Mine's structure, geology and chemistry** <sup>(1)</sup>
- Seismic survey planning underway for mid-year 2023 – will help sharpen local and regional targeting for 2023 follow up drilling

- **Analysis indicates 'repeats' across Tarcoola ML / EL within a 15km long corridor of newly identified structures** <sup>(1)</sup>
- **Warburton drilling to the west (16m @ 3.4 g/t Au from 4m), with Perseverance Mine to the east → exciting ~10km field** <sup>(2)</sup>

1 Refer to Prospectus and ASX announcement dated 10 Mar 2022

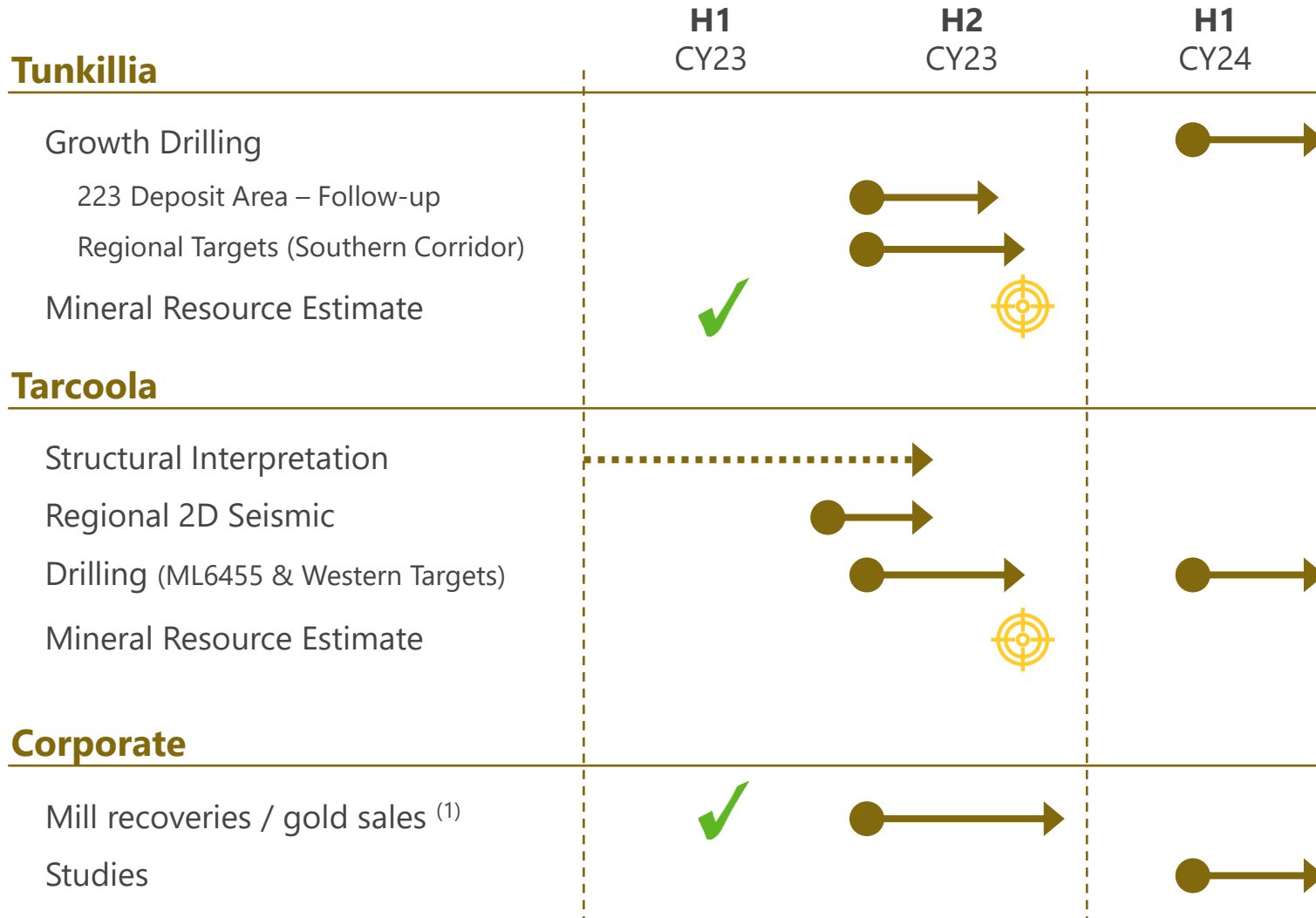
2 Refer to ASX announcement dated 10 Mar 2022





# Coming Up...

A transformative year underway



1 Refer to ASX announcement dated 20 December 2022



# Summary

Platform, purpose & performance → Value



**Strategic platform** with valuable 'Stage 1' infrastructure and fully permitted Mining Leases in place; BGD continuing to de-risk



**Rapid growth** with a clear pathway for long-term development and large-scale, low-cost gold production



**Well capitalized** and leveraging asset platform to generate non-dilutive cash, reduce costs, and protect shareholders



**Excellent team** with strong shareholder alignment and key stakeholder support



**Multiple catalysts** and milestones to come, with significant progress on all fronts



# Contact



## **Barton Gold**

Level 4, 12 Gilles Street  
Adelaide SA 5000

[contact@bartongold.com.au](mailto:contact@bartongold.com.au)

[www.bartongold.com.au](http://www.bartongold.com.au)



## **Alexander Scanlon** Managing Director & CEO

[a.scanlon@bartongold.com.au](mailto:a.scanlon@bartongold.com.au)

+61 425 226 649



## **Shannon Coates** Company Secretary

[cosec@bartongold.com.au](mailto:cosec@bartongold.com.au)

+61 8 9322 1587

# Barton Gold

**Barton Gold**  
ASX:BGD



# JORC (2012) Mineral Resources<sup>(1)</sup>

Project	Zone	Indicated			Inferred			TOTAL		
		MT	g/t Au	koz Au	MT	g/t Au	koz Au	MT	g/t Au	koz Au
Tunkilla*	Oxide Zone	0.3	1.19	11	0.3	1.00	8	0.5	1.10	19
	Transitional Zone	3.70	1.05	124	2.91	0.87	82	6.61	0.97	206
(100%)	FreshZone	18.0	0.92	535	12.8	0.96	394	30.9	0.94	929
	<b>Sub-Total</b>	<b>22.0</b>	<b>0.95</b>	<b>670</b>	<b>16.0</b>	<b>0.94</b>	<b>484</b>	<b>38.0</b>	<b>0.94</b>	<b>1,154</b>
Tarcoola*	Perseverance Pit	0.07	1.7	3.8	0.07	1.1	2.4	0.14	1.4	6.2
(100%)	Low Grade Stockpile - Oxide	--	--	--	0.17	1.2	6.9	0.17	1.2	6.9
	Low Grade Stockpile - Fresh	--	--	--	0.06	1.4	2.7	0.06	1.4	2.7
	<b>Sub-Total</b>	<b>0.07</b>	<b>1.7</b>	<b>3.8</b>	<b>0.30</b>	<b>1.2</b>	<b>12.0</b>	<b>0.37</b>	<b>1.3</b>	<b>15.8</b>
Challenger*	Above 215 RL Fault	--	--	--	0.32	4.1	42.6	0.32	4.1	42.6
(100%)	Challenger Deeps (below 90m RL)	--	--	--	0.21	3.5	23.0	0.21	3.5	23.0
	<b>Sub-Total</b>	<b>--</b>	<b>--</b>	<b>--</b>	<b>0.53</b>	<b>3.9</b>	<b>65.6</b>	<b>0.53</b>	<b>3.9</b>	<b>65.6</b>
WGCJV**	Golf Bore	0.6	1.0	18	3.2	1.0	100	3.8	1.0	119
(~20-22%)	Campfire Bore	--	--	--	2.8	1.2	109	2.8	1.2	109
	Greenwood	0.1	1.4	7	0.8	1.6	39	0.9	1.6	46
	Monsoon	--	--	--	0.6	0.8	17	0.6	0.8	17
	Typhoon	--	--	--	0.3	1.9	16	0.3	1.9	16
	Mainwood	--	--	--	0.4	1.1	12	0.4	1.1	12
	<b>Sub-Total</b>	<b>0.7</b>	<b>1.1</b>	<b>25</b>	<b>7.99</b>	<b>1.1</b>	<b>294</b>	<b>8.7</b>	<b>1.1</b>	<b>319</b>
<b>TOTAL ATTRIBUTABLE</b>		<b>22.2</b>	<b>1.0</b>	<b>679</b>	<b>18.4</b>	<b>1.0</b>	<b>618</b>	<b>40.6</b>	<b>1.0</b>	<b>1,297</b>

**Table shows complete Mineral Resources Estimate (MRE)** for each Project on a 100% basis, with Barton's ownership interest indicated below each Project's name

**Total Attributable endowment of 1,297koz gold reflects Barton's aggregate pro-rata ownership of each respective Project's Mineral Resources**

\* **Additional Notes:** Figures subject to rounding; tonnages are dry-metric tonnes; all Mineral Resources classified as 'inferred' are approximate; cut-off grades applied are 0.4 g/t Au (Tunkillia), 0.4 g/t Au (Tarcoola), 2.0 g/t Au (Challenger), 0.5 g/t Au (WGCJV).

^ **WGCJV:** Pursuant to the current terms of the WGCJV and the All Minerals JV, the Company has a present gold rights interest of 21.16% in the Monsoon and Typhoon deposits, and 19.04% in the Golf Bore, Campfire Bore, Greenwood and Mainwood deposits.

Accordingly, the Company's approximate attributable Mineral Resources inventory from the WGCJV is 61,400 ounces Au.

<sup>1</sup> Refer to Prospectus and Barton ASX Announcements dated 14 October 2021 and 26 April 2023 for further details of Barton's attributable JORC (2012) Mineral Resources Inventory



# Competent Persons Statements

---

The information relating to Exploration Results and Mineral Resources in this presentation is extracted from the Company's Prospectus dated 14 May 2021 (Prospectus) and Barton ASX announcements as cross-referenced in the body of this presentation. A copy of the Prospectus is available for download at [www.bartongold.com.au](http://www.bartongold.com.au) or [www.asx.com.au](http://www.asx.com.au). Following publication of the Prospectus, the Company published details of updated Mineral Resource Estimates (including in respect of the Company's attributable ownership where a project is not wholly owned) on 14 October 2021 (for the Western Gawler Craton Joint Venture Project) and 26 April 2023 (for the Tunkillia Project). The Company confirms that the form and context in which the applicable Competent Persons' findings are presented have not been materially modified from the relevant market announcement.

## **Competent Persons (Tarcoola)**

The information in this presentation that relates to the estimate of Mineral Resources for the Tarcoola Gold Project is based upon, and fairly represents, information and supporting documentation compiled by Dr Andrew Fowler MAusIMM CP (Geo). Dr Fowler is an employee of Mining Plus Pty Ltd and has acted as an independent consultant on Barton Gold's Tarcoola Gold Project, South Australia. Dr Fowler is a Member of the Australian Institute of Mining and Metallurgy (AusIMM) and has sufficient experience with the style of mineralisation, the deposit type under consideration and to the activity being undertaken, to qualify as a Competent Person as defined in the 2012 Edition of the "Australasian Code for Reporting of Exploration Results, Mineral Resources and Ore Reserves" (The JORC Code).

The information in this presentation that relates to Exploration Results for the Tarcoola Gold Project prior to 15 Nov 2021 (including drilling, sampling, geophysical surveys and geological interpretation) is based upon, and fairly represents, information and supporting documentation compiled by Mr Colin Skidmore BSc Hons (Geology) MAppSc. Mr Skidmore is an employee of Mining Plus Pty Ltd and has acted as an independent consultant on Barton Gold's Tarcoola Gold Project, South Australia. Mr Skidmore is a Member of the Australian Institute of Geoscientists (AIG Member 05415) and has sufficient experience with the style of mineralisation, the deposit type under consideration and to the activity being undertaken, to qualify as a Competent Person as defined in the 2012 Edition of the "Australasian Code for Reporting of Exploration Results, Mineral Resources and Ore Reserves" (The JORC Code).

The information in this announcement that relates to new Exploration Results for the Tarcoola Gold Project after 15 Nov 2021 (including drilling, sampling, geophysical surveys and geological interpretation) is based upon, and fairly represents, information and supporting documentation compiled by Mr Marc Twining BSc Hons (Geology). Mr Twining is a full-time employee of Barton Gold Holdings Ltd, and is a Member of the Australasian Institute of Mining & Metallurgy (AusIMM Member 112811) and has sufficient experience with the style of mineralisation, the deposit types under consideration and to the activity being undertaken, to qualify as a Competent Person as defined in the 2012 Edition of the "Australasian Code for Reporting of Exploration Results, Mineral Resources and Ore Reserves" (The JORC Code).

## **Competent Person (Tunkillia)**

The information in this presentation that relates to the estimate of Mineral Resources for the Tunkillia Gold Project (including drilling, sampling, geophysical surveys and geological interpretation) is based upon, and fairly represents, information and supporting documentation compiled by Mr Ian Taylor BSc (Hons). Mr Taylor is an employee of Mining Associates Pty Ltd and has acted as an independent consultant on Barton Gold's Tunkillia Gold Project, South Australia. Mr Taylor is a Fellow and certified Professional of the Australian Institute of Mining and Metallurgy (110090) and has sufficient experience with the style of mineralisation, the deposit type under consideration and to the activity being undertaken, to qualify as a Competent Person as defined in the 2012 Edition of the "Australasian Code for Reporting of Exploration Results, Mineral Resources and Ore Reserves" (The JORC Code).

The information in this presentation that relates to Exploration Results for the Tunkillia Gold Project prior to 15 Nov 2021 (including drilling, sampling, geophysical surveys and geological interpretation) is based upon, and fairly represents, information and supporting documentation compiled by Mr Colin Skidmore BSc Hons (Geology) MAppSc. Mr Skidmore is an employee of Mining Plus Pty Ltd and has acted as an independent consultant on Barton Gold's Tunkillia Gold Project, South Australia. Mr Skidmore is a Member of the Australian Institute of Geoscientists (AIG Member 05415) and has sufficient experience with the style of mineralisation, the deposit type under consideration and to the activity being undertaken, to qualify as a Competent Person as defined in the 2012 Edition of the "Australasian Code for Reporting of Exploration Results, Mineral Resources and Ore Reserves" (The JORC Code).

The information in this announcement that relates to new Exploration Results for the Tunkillia Gold Project after 15 Nov 2021 (including drilling, sampling, geophysical surveys and geological interpretation) is based upon, and fairly represents, information and supporting documentation compiled by Mr Marc Twining BSc Hons (Geology). Mr Twining is a full-time employee of Barton Gold Holdings Ltd, and is a Member of the Australasian Institute of Mining & Metallurgy (AusIMM Member 112811) and has sufficient experience with the style of mineralisation, the deposit types under consideration and to the activity being undertaken, to qualify as a Competent Person as defined in the 2012 Edition of the "Australasian Code for Reporting of Exploration Results, Mineral Resources and Ore Reserves" (The JORC Code).

## **Competent Person (Challenger)**

The information in this presentation that relates to the estimate of Mineral Resources for the Challenger Mine is based upon, and fairly represents, information and supporting documentation compiled by Mr Dale Sims, a Competent Person, who is a Chartered Professional Fellow of the Australasian Institute of Mining and Metallurgy (AusIMM) and a Member of the Australian Institute of Geoscientists (AIG). Mr Sims is the principal of Dale Sims Consulting Pty Ltd and an independent consultant engaged by Barton Gold for this work and has sufficient experience that is relevant to the style of mineralisation and type of deposit under consideration and to the activity being undertaken to qualify as Competent Person as defined in the 2012 edition of the "Australasian Code for Reporting of Exploration Results, Mineral Resources and Ore Reserves" (The JORC Code).

## **Competent Person (Western Gawler Craton Joint Venture)**

The information in this presentation that relates to Exploration Results and the estimate of Mineral Resources for the Western Gawler Craton Joint Venture is based upon, and fairly represents, information and supporting documentation compiled by Mr Richard Maddocks who is a Fellow of the Australasian Institute of Mining and Metallurgy (AusIMM). Mr Maddocks is an independent consultant geologist with Auranmore Consulting who prepared the information, and has sufficient experience that is relevant to the style of mineralisation and type of deposit under consideration and to the activity being undertaken to qualify as a Competent Person as defined in the December 2012 edition of the "Australasian Code for Reporting of Exploration Results, Mineral Resource and Ore Reserves" (the JORC Code).