



VULCAN ENERGY
ZERO CARBON LITHIUM™


**A GROWING WAVE OF
SUSTAINABLE LITHIUM SUPPLY:**

**ADSORPTION-TYPE
DIRECT LITHIUM EXTRACTION (DLE)**



ADSORPTION-TYPE DIRECT LITHIUM EXTRACTION (A-DLE)

- Advantages of adsorption-type DLE (A-DLE)
- Commercial growth of lithium adsorption
- How the process works
- Differences to legacy lithium production methods
- Differences to novel, non-commercial DLE methods
- VULSORB®: Vulcan's proprietary sorbent
- Summary of Vulcan's activities to de-risk A-DLE on Upper Rhine Valley Brine Field (URVBF) brine
- Vulcan's LEOP and LEP plants: optimisation and full commercial
- A-DLE: potential to significantly lower lithium's footprint
- FAQs



ADVANTAGES OF ADSORPTION-TYPE DIRECT LITHIUM EXTRACTION (A-DLE)

Track record

- ✓ Global, multi-decade commercial precedent in the lithium industry

Low operating cost


- ✓ Water is used to recover the lithium from the sorbent – no acid requirement means lower operating cost and less waste
- ✓ Requires heat to work, so lowers operating cost and saves energy when applied to naturally heated sub-surface brines

Reduces environmental impact

- ✓ Highly selective for Li with >90% extraction efficiency, reduces or removes the need for legacy-method large scale evaporation ponds
- ✓ Salinity/heat and water driven process, reduces/removes the need for large quantities of chemical reagents used in legacy lithium production methods

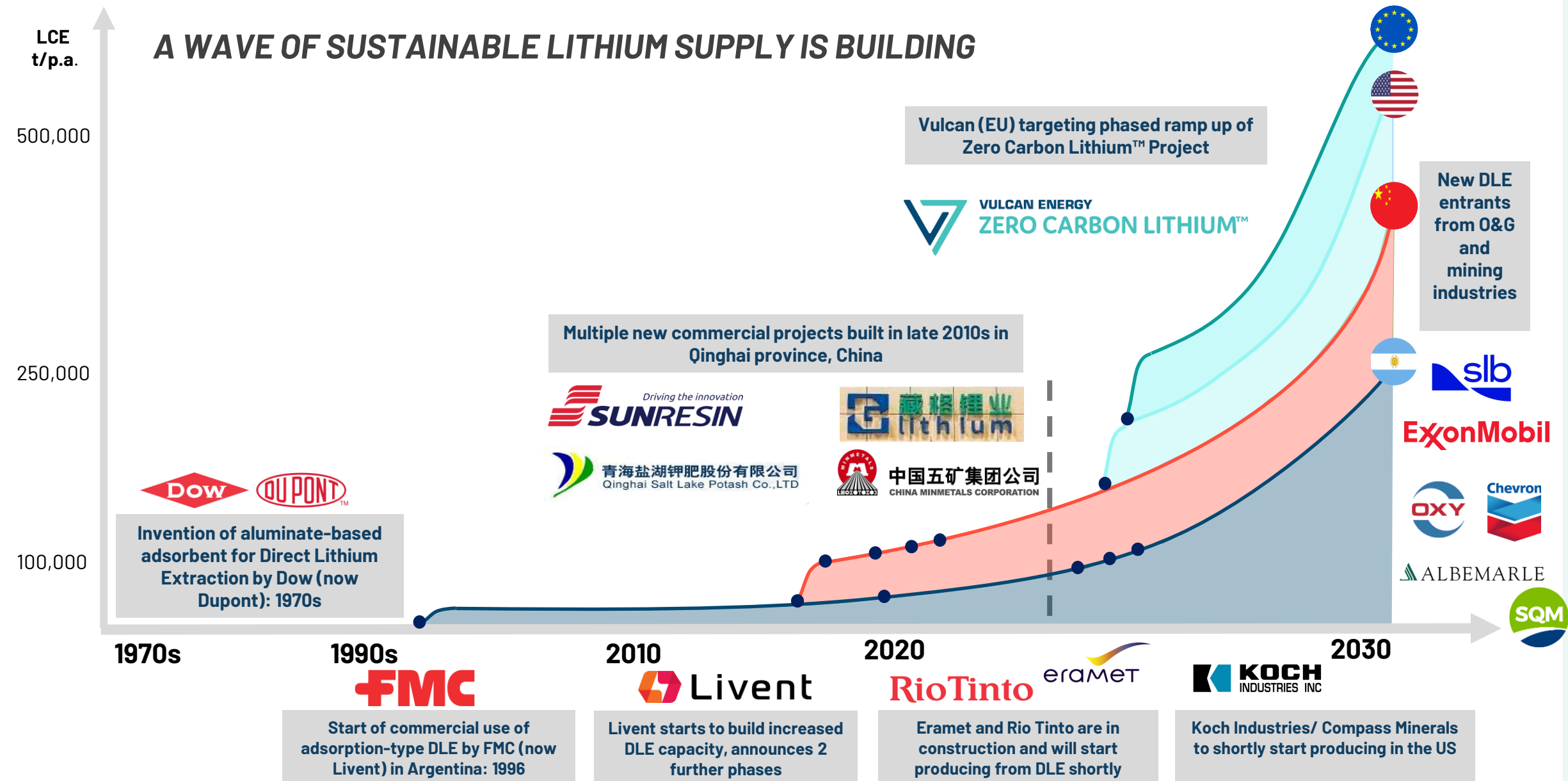
Product quality

- ✓ Produces very pure product relative to hard rock and evaporative lithium, an advantage in the battery electric vehicle industry, which has very high product quality standards



COMMERCIAL GROWTH OF ADSORPTION-TYPE DLE¹

A WAVE OF SUSTAINABLE LITHIUM SUPPLY IS BUILDING



¹This graph is intended to illustrate the increasing commercial usage of DLE worldwide. The data is taken from the public sources referenced in slide 18 and no warranty is given for the correctness of the data. The future data is subject to change at any time due to external factors and should be read, mutatis mutandis, with the forward-looking statements disclaimer.

A WAVE OF SUSTAINABLE LITHIUM SUPPLY IS BUILDING...

THE “NEW NORMAL”

A-DLE used commercially to produce lithium since 1996, rapidly increasing production

- ✓ **Livent**, formerly FMC, and a global Top 3 lithium producer, has used A-DLE in its commercial lithium operations in Argentina for >25 years. Now increasing production by over 400%.¹
- ✓ Growth of five new Chinese producers in late 2010s, when lithium market started to grow linked to EVs: **Lanke Lithium**, **Zangge Mining**, **Jintai Lithium**, **Minmetals Salt Lake**, **Jwell New Materials**.

New players entering the market in '24-'26, including from the mining industry

- ✓ French company **Eramet** (market capitalisation ~ EUR 2.5 billion) is building an adsorption-type DLE project in Argentina for a 24,000 tpa LCE capacity, using a proprietary alumina-based adsorbent. The first tonnes of production are slated for 2024.²
- ✓ In Europe, dual Australian and Frankfurt-listed **Vulcan Energy** (market capitalisation ~ A\$800m) has been developing its Zero Carbon Lithium™ Project since 2018 and is now ready to move into the execution phase, using its own, proprietary alumina-based adsorbent. Targeting start of production by end of 2025, and ramping up production during 2026, with 24,000 tpa LCE capacity for Phase One.³
- ✓ US company **Compass Minerals** (market cap ~ US\$1.6 billion) in construction for first commercial adsorbent-type DLE plant in Utah, targeting start of production in 2025, using Energysource Minerals' adsorbent, backed by Koch Industries.⁴
- ✓ Australian company **Rio Tinto** (market capitalisation ~ A\$167 billion) moving into the construction phase of a lithium adsorption project in Argentina, Rincon, using a proprietary adsorbent, having conducted pilot testwork since acquiring the project in 2022 for US\$825m.⁵
- ✓ **SQM** announced that it plans to spend \$1.5 billion on desalination and DLE to improve lithium production in Chile. The project would help increase lithium production capacity by more than 60% from 2021 levels, the company says.⁶
- ✓ **Albemarle** has also announced that it is entering the DLE space, starting in Arkansas from existing bromine operations.⁷












¹[https://livent.com/wp-content/uploads/2023/07/Livent_2022_SustainabilityReport_English.pdf] Market capitalization is calculated as ~4.1B US\$ at 09/08/2023

²[<https://www.eramet.com/en/eramine-world-class-lithium-production-project>] Market capitalization is calculated as ~2.2B € at 09/08/2023

³[<https://www.investi.com.au/api/announcements/vul/e617fca6-6d4.pdf>] Market capitalization is calculated as ~660m A\$ at 09/08/2023

⁴[<https://www.compassminerals.com/what-we-do/lithium>] Market capitalization is calculated as ~ 1.59B US\$ at 09/08/2023

⁵[<https://www.riotinto.com/news/releases/2022/Rio-Tinto-completes-acquisition-of-Rincon-lithium-project>] Market capitalization is calculated as ~162.36B A\$ at 09/08/2023

⁶[<https://cen.acs.org/energy/energy-storage/Lithium-firms-hope-direct-extraction/100/web/2022/12>] Market capitalization is calculated as ~ 18.9B US\$ at 09/08/2023

⁷[<https://www.reuters.com/markets/commodities/albemarle-jumps-into-global-race-reinvent-lithium-production-2023-08-03/>] Market capitalization is calculated as ~ 22.96B US\$ at 09/08/2023

AN EMERGING TREND WITH SUBSTANTIAL POSITIVE IMPACT

Goldman Sachs:

*"the implementation of Direct Lithium Extraction (DLE) technologies has the potential to significantly increase the supply of lithium from brine projects (much like shale did for oil), nearly doubling lithium production on higher recoveries and improving project returns, though with the added bonus of offering ESG/sustainability benefits, while also widening rather than steepening the lithium cost curve... We prefer briners to miners"*¹

McKinsey & Co:

*"the world needs abundant, low-cost lithium to have an energy transition, and DLE has the potential to meet that goal"*²

¹[\[https://www.goldmansachs.com/intelligence/pages/direct-lithium-extraction.html\]](https://www.goldmansachs.com/intelligence/pages/direct-lithium-extraction.html)

²[\[https://www.reuters.com/markets/commodities/inside-race-remake-lithium-extraction-ev-batteries-2023-06-16/\]](https://www.reuters.com/markets/commodities/inside-race-remake-lithium-extraction-ev-batteries-2023-06-16/)

...NOW WITH THE OIL AND GAS INDUSTRY BEHIND IT

The next wave: Big Oil into Big Lithium?

- ✓ Adsorption-type DLE has synergies with and similarities to integrated oil and gas projects, including piping networks, “upstream” and “downstream” integration. Notable trend of oil and gas majors starting to invest in the space.
- ✓ **Exxon Mobil Corp** (MC: US\$ 431 billion), has acquired an adsorption-type DLE project in the Smackover Formation of Arkansas.¹
- ✓ **Koch Industries** (private, revenue US\$115 billion), invested US\$252m into adsorption-type DLE with Compass Minerals International (CMP.N) in Utah starting in 2025 (offtake w/ Ford).²
- ✓ **Occidental Petroleum Corp** (market capitalisation US\$57 billion) has also entered the space, having acquired adsorption-type DLE technology.³
- ✓ **SLB**, formerly **Schlumberger**, (market capitalisation US\$82 billion), is expanding into adsorption-type DLE in Nevada. “The fact that you can have a completely domestic brine resource that is now economic is an enormous driver for DLE.”⁴
- ✓ **Chevron Corp** (market capitalisation US\$295 billion) has also just announced it is exploring opportunities to enter the space, noting that “extracting lithium fits with the “core capabilities” of a company like Chevron that has deep experience producing oil and gas.”⁵

ExxonMobil



KOCH
INDUSTRIES INC



¹<https://www.energyintel.com/00000189-9db8-d6e5-adab-9dbc9caa0000> Market capitalization is calculated as ~431B US\$ at 09/08/2023

²<https://www.mining-technology.com/news/compass-koch-lithium/> private, revenue 2022 115B US\$ at 09/08/2023

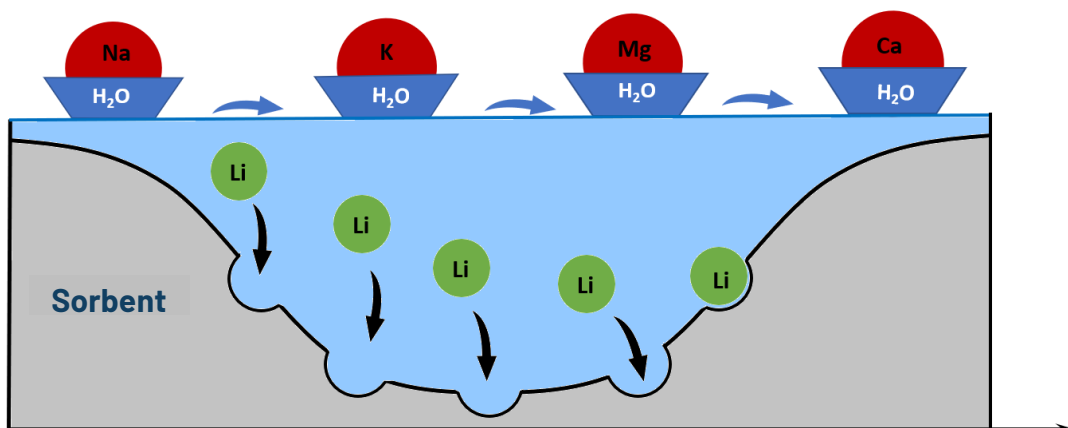
³<https://www.ft.com/content/7616a9f4-e0db-4d61-b189-9e81ddd8137b> Market capitalization is calculated as ~56.4B US\$ at 09/08/2023

⁴<https://www.slb.com/news-and-insights/newsroom/press-release/2021/pr-2021-0318-sne-lithium-extraction-plant-nevada> Market capitalization is calculated as ~83.2B US\$ at 09/08/2023

⁵<https://www.mining.com/web/chevron-considers-lithium-production-in-latest-ev-bet-by-big-oil/> Market capitalization is calculated as ~305.5B US\$ at 09/08/2023

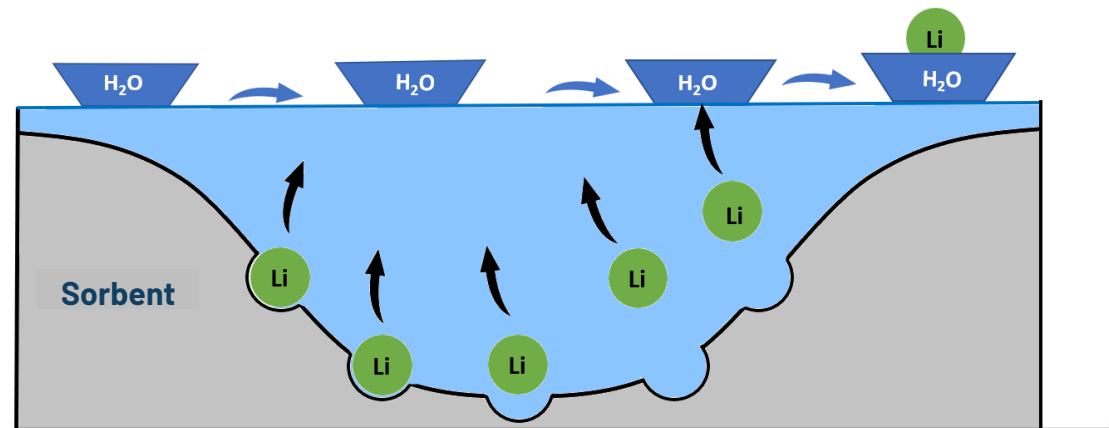
HOW THE ADSORPTION-TYPE DIRECT LITHIUM EXTRACTION PROCESS WORKS

Step 1



- Brine has a high salinity – it contains ions of various sizes and electric charges.
- Water molecules surrounding the ions make up a hydration shell.
- Small lithium ions require a double hydration shell to stabilise their electric charge in the solution.
- In brines with high salinity this is not possible due to the competition for water molecules with the other ions.
- Thus, lithium chloride adsorbs to the surface of the sorbent material.
- During loading, lithium chloride is adsorbed on the sorbent while all the other ions stay in the brine.

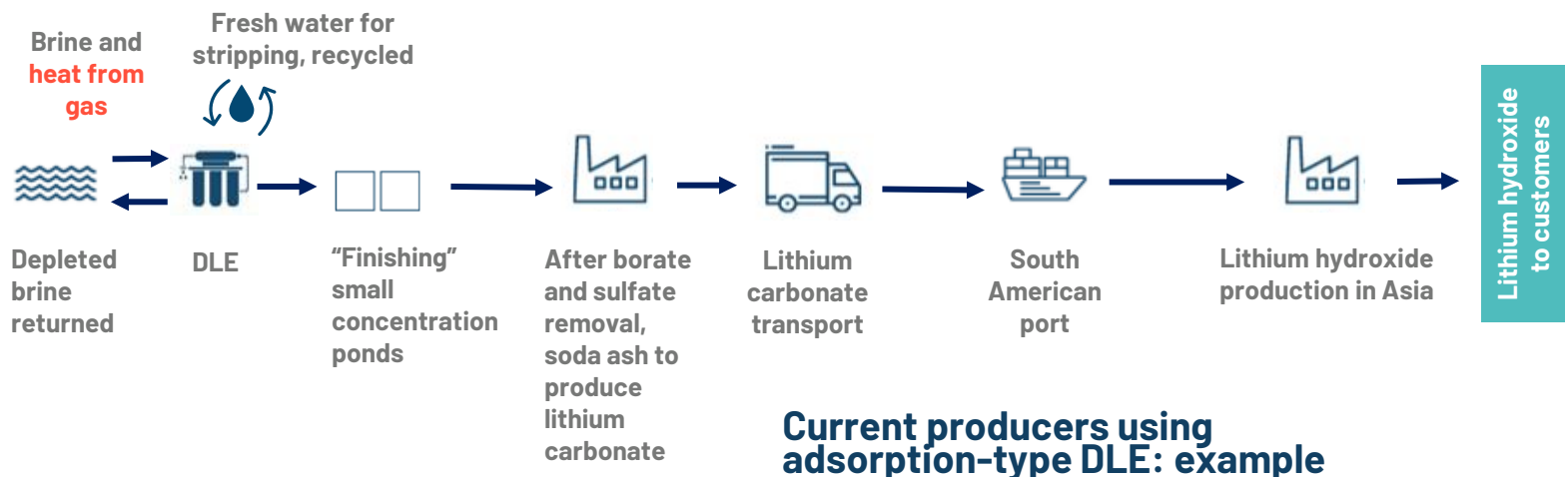
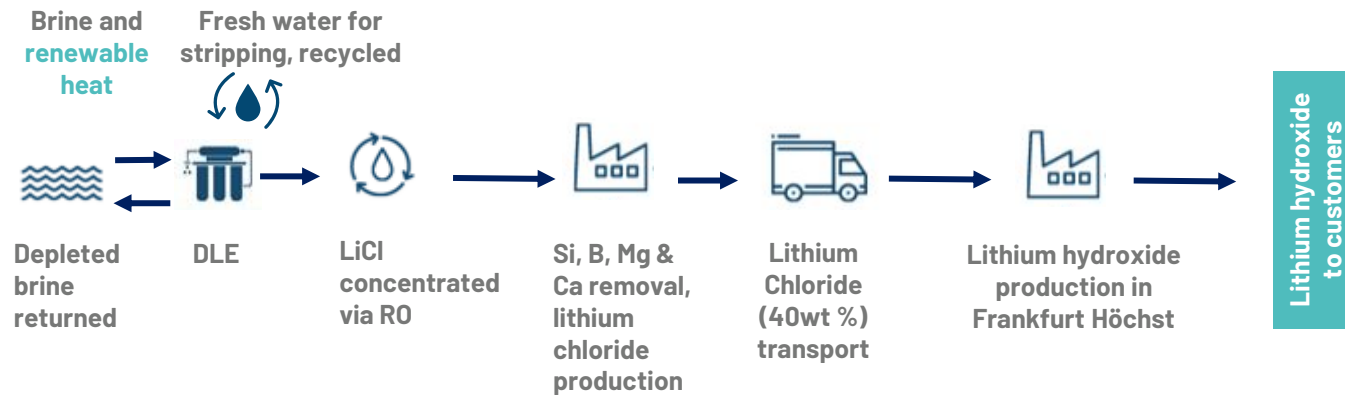
Step 2



- When the loaded sorbent is washed with water, an excess of free water molecules becomes available to the lithium ions.
- Formation of a double hydration shell is an energetically favoured process, which drives the desorption of the lithium chloride from the surface of the sorbent material.
- This process is called elution and the collected wash water that contains the lithium chloride is called the eluate.
- Eluate has a high concentration of lithium chloride and low concentration of impurities, enabling conversion to lithium hydroxide.

DECARBONISING DLE: COMPARISON WITH CURRENT DLE PRODUCTION


- Adsorption-type DLE needs heated brine to work.
- Current DLE producers use gas to heat the brine. Vulcan uses geothermal brine that is already naturally heated. Excess heat is used to generate renewable energy.
- Vulcan uses process equipment to concentrate lithium, instead of concentration ponds. This speeds up production time and reduces water usage. Incumbent producers are also switching to process equipment concentration.
- Vulcan's proximity to lithium hydroxide conversion also reduces carbon footprint, relative to current producers.



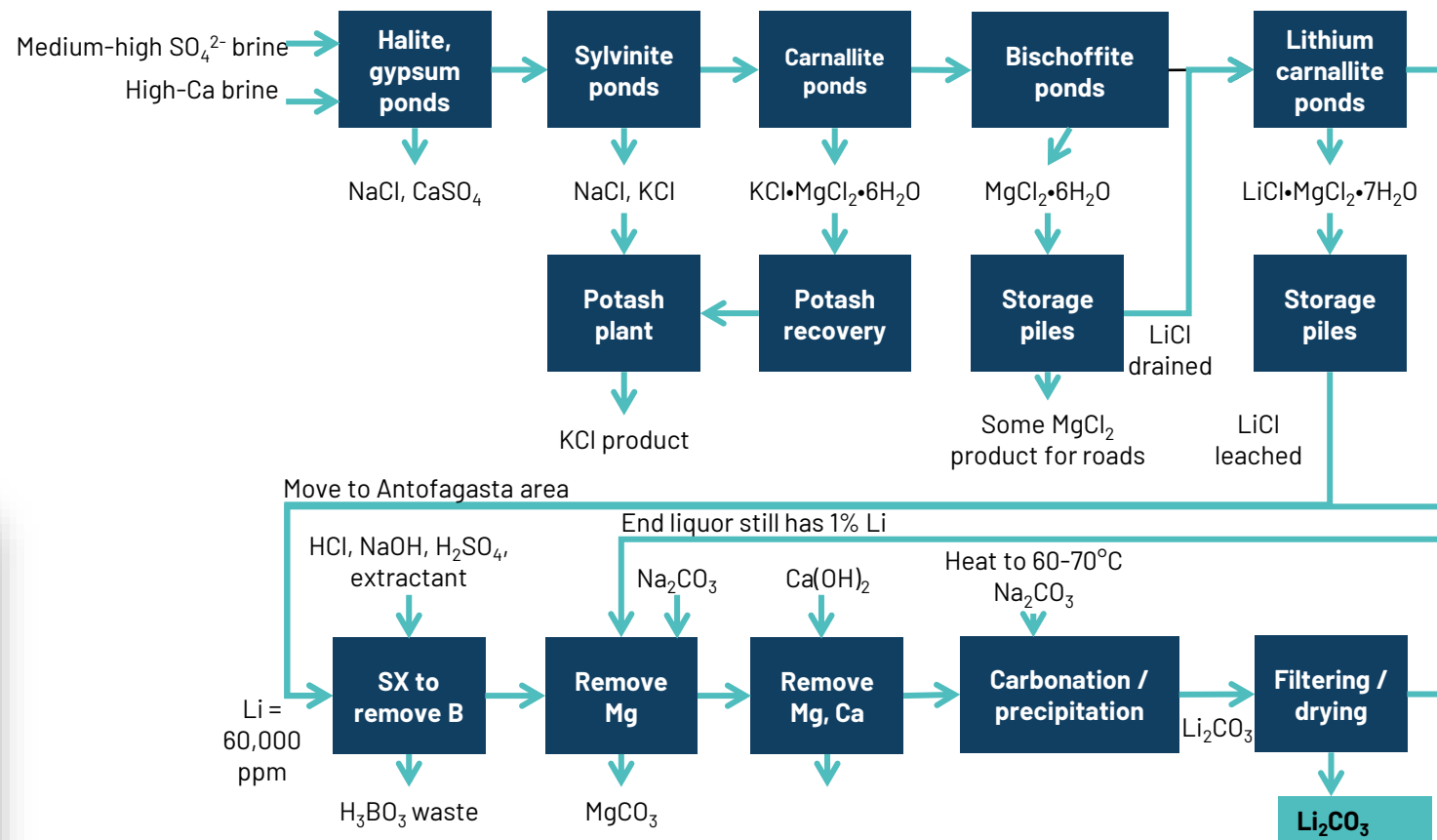
DIFFERENCES WITH LEGACY LITHIUM BRINE PRODUCTION METHODS

Legacy method:

- Use of evaporation ponds, **high water consumption** and lengthy (18 month) **process** vulnerable to climate/weather disruption
- **Low lithium recovery**, extent depends on Mg/Li ratio
- Complex process, multiple precipitation steps
- **Significant chemical reagent consumption**, and therefore **large CO₂ footprint**



Generalised evaporation type flow sheet



DIFFERENCES BETWEEN ADSORPTION-TYPE DLE AND NOVEL, NON-COMMERCIAL DLE METHODS

| DLE method | Material | Main advantages | Main disadvantages |
|------------|----------|-----------------|--------------------|
|------------|----------|-----------------|--------------------|

IN COMMERCIAL USE FOR >25 YEARS, EXPONENTIAL GROWTH IN PRODUCTION



| | | | |
|---|--|---|--|
| Adsorption-type Direct Lithium Extraction | LiCl·2Al(OH) ₃ , nH ₂ O Many form factors | <ul style="list-style-type: none"> Water is used to recover the lithium from the sorbent – no chemical reagents required Global and multi-decade commercial precedent No acid requirement means long sorbent life Highly selective for Li with >90% extraction efficiency Works well with heated brines | <ul style="list-style-type: none"> Usually requires temperatures > 50°C (not a disadvantage if brine is already hot) Lower eluate LiCl concentration than IX, requires more reverse osmosis to separate and recycle water |
|---|--|---|--|



STILL IN DEVELOPMENT/R&D PHASE...

| | | | |
|--------------------|---|--|---|
| Ion Exchange | LiMnO _x LiFePO ₄ Li ₂ TiO ₃ | <ul style="list-style-type: none"> High capacity and therefore high concentration of Li in the eluate. | <ul style="list-style-type: none"> Needs large amounts of base and acid to work, increases OPEX and waste formation Some IX material are attacked during desorption. Degrade in acidic conditions |
| Solvent Extraction | Organic solvents | <ul style="list-style-type: none"> High concentrations of lithium can be achieved in the extraction solution. Continuous. | <ul style="list-style-type: none"> Organic solvents are challenging environmentally Fire risk with high temperature brines Expensive relative to other technologies, potentially larger CAPEX for first fill |
| Membranes | MOFs, IX or LiCl·2Al(OH) ₃ in polymers | <ul style="list-style-type: none"> No contact between brine and extractant, fewer impurities and continuous | <ul style="list-style-type: none"> In their technological infancy, fouling, lack of stability in geothermal brines. Needs pretreatment |

In-house A-DLE intellectual property

- ✓ Vulcan has developed its own proprietary sorbent, **VULSORB®**, which it has been manufacturing in Germany and France.
- ✓ **VULSORB®**, belongs to the lithium extraction adsorbent family which has been developed and used by different companies in multiple project around the world over the past 25 years.
- ✓ **VULSORB®**, offers higher lithium capacity than other lithium aluminate intercalate sorbents available on the market, based on Vulcan's test work on Upper Rhine Valley Brine.
- ✓ **VULSORB®**, can be used with other brines, both in Europe and globally.



SUMMARY OF VULCAN'S ACTIVITIES TO DE-RISK A-DLE ON UPPER RHINE VALLEY BRINE FIELD (URVBF) BRINE

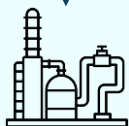
Standard approach for applying known metals extraction process to a mineral resource



Technology selected



Applicability to geochemistry confirmed in laboratory



Engineering parameters determined and optimised using pilot-scale processing test work. Feasibility study.



Commercial plant build and operation

- ✓ Technology selected in scoping work 2018-2020
- ✓ 3 years of in-house laboratory testwork successfully completed '21-'23
- ✓ Technology de-risked on our brine chemistry (i.e., salinity, Li content, chemical composition, temperature), at multiple well sites
- ✓ Pilot plant operational since '21. Lithium hydroxide "better than battery grade" already produced.
- ✓ 1000s of cycles, and 10,000s of hours of stable successful operation
- ✓ Data from pilot plants used to optimise and complete engineering design for Definitive Feasibility Study and Bridging Phase

Ready to move into execution, build and operation of commercial plant



NEW LITHIUM EXTRACTION PLANT (LEP)

- In-house designed Lithium Extraction **Optimisation Plant (LEOP)** near completion, planned to start operation second half of 2023 to train staff in pre-commercial environment prior to start of commercial production for **targeted operational readiness in late 2025**
- Optimisation plant also built to start sending significant volume of product to offtakers for pre-qualifications
- Once operational, this plant intends to produce the first tonnes of domestically produced lithium chemicals in Europe

Phase One commercial: adsorption-type LEP

- To be constructed next to new Phase One geothermal plant
- Total targeted capacity to be 24,000tpa LHM equivalent in LiCl form
- From the LEP, LiCl concentrate solution will be transported to the CLP
- Modular build allows for further phased development across other phases in URVBF
- Targeting Phase One SOP in late '25, ramping up during '26




Top: construction of Lithium Extraction Optimisation Plant (LEOP)
 Bottom: Planned new commercial Phase One geothermal and LEP development.

A-DLE: POTENTIAL TO SIGNIFICANTLY LOWER LITHIUM'S FOOTPRINT

Engineered to have industry-leading environmental performance

A-DLE can draw on naturally occurring, renewable geothermal energy to power the lithium extraction process and create a renewable energy by-product. This uses **no fossil fuels** in the process, requires **very little water** and has a **tiny land footprint**.



PER TONNE OF LHM PRODUCED



Hard rock mining
~ 60% of world lithium production



Evaporation ponds
~ 40% of world lithium production



Zero Carbon Lithium™

FAQS

Q: “I have read that DLE is not commercially proven, why is this?”

A: This is a common misunderstanding, as “DLE” is an umbrella term, which refers to more than one kind of technology. DLE using an aluminate-type adsorbent, like Vulcan is doing, is proven, has been used commercially for decades in the lithium industry, and can be used on most brines where salinity and heat is present. Now that the lithium industry is growing and sustainability is becoming a much bigger issue, its use is increasing very quickly.

It is the novel DLE methods that are being tested by academic researchers and start-ups that are not commercially proven, such as titanium/manganese-based ion exchange materials, and membranes. Stakeholders beware: not all “DLE” is the same.

Q: “Why are there research projects into DLE, if it is already proven?”

A: There have been a spate of government-funded research projects worldwide into novel, unproven types of “DLE”. The industry should support R&D into new lithium extraction technologies where the brines are not amenable to adsorption-type DLE (A-DLE). However, where brine conditions are amenable to A-DLE, there is no pressing need for further research into novel technologies.

Q: “I have heard that adsorption-type DLE is water-intensive. Is it environmentally friendly?”

A: A strength of A-DLE is that it uses very little chemical reagents, and the main inputs are heat, brine and water. The sorbent needs to be “washed” with water to desorb the lithium from the sorbent. If simple recycles are built into the process design, this water can be re-used again and again, resulting in a tiny water footprint. So yes, if done right, A-DLE is a low water use as well as low carbon way of producing lithium for electric vehicles.

DISCLAIMER¹

Disclaimer, Acknowledgement and Agreement. Vulcan, to the maximum extent permitted by law, expressly excludes and disclaims all liability (including, without limitation, any liability arising out of fault or negligence on the part of any person) for any direct, indirect, consequential or contingent loss or damage, or any costs or expenses, arising from the use of this Presentation or its contents, or otherwise arising in connection with it. By attending an investor presentation or briefing, or accepting, accessing or reviewing this Presentation, you acknowledge and agree to the terms set out in the "Disclaimer" sections of the Presentation.

No investment or financial product advice. This Presentation, and the information provided in it, does not constitute, and is not intended to constitute, financial product or investment advice, or a recommendation to acquire Vulcan Shares, nor does it constitute, and is not intended to constitute, accounting, legal or tax advice. This Presentation does not, and will not, form any part of any contract for the acquisition of Vulcan Shares. This Presentation has been prepared without taking into account the objectives, financial or tax situation or particular needs of any individual. Before making an investment decision (including any investment in Vulcan Shares or Vulcan generally), prospective investors should consider the appropriateness of the information having regard to their own objectives, financial and tax situation and needs, and seek professional advice from their legal, financial, taxation or other independent adviser (having regard to the requirements of all relevant jurisdictions).

Forward-looking statements. This Presentation contains certain forward-looking statements. Often, but not always, forward-looking statements may be identified by the use of forward-looking words such as "may", "will", "expect", "intend", "plan", "estimate", "target", "propose", "anticipate", "continue", "outlook" and "guidance", or other similar words. By their nature, forward-looking statements inherently involve known and unknown risks, uncertainties and other factors that may cause actual results, performance and achievements to be materially greater or less than estimated, including those generally associated with the lithium industry and/or resources exploration companies. Any such forward-looking statements, opinions and estimates in this Presentation (including any statements about market and industry trends) are based on assumptions and contingencies, all of which are subject to change without notice, and may ultimately prove to be materially incorrect. Forward-looking statements are provided as a general guide only and should not be relied upon as, and are not, an indication or guarantee of future performance. Neither Vulcan nor any of its directors, officers, agents, employees or advisors give any representation or warranty, express or implied, as to the fairness, accuracy, completeness or correctness of the information, opinions, forward looking statements and conclusions contained in this Presentation.

Investment Risks. As previously noted, an investment in Vulcan is subject to both known and unknown risks, some of which are beyond the control of Vulcan. Vulcan does not guarantee any particular return or its performance, nor does it guarantee any particular tax treatment. Prospective investors should have regard to the previously disclosed risks, particularly the May 2023 Prospectus and April 2023 Corporate Presentation, when making their investment decision, and should make their own enquires and investigations regarding all information in this Presentation, including, but not limited to, the assumptions, uncertainties and contingencies that may affect Vulcan's future operations, and the impact that different future outcomes may have on Vulcan.

Ore Reserves and Mineral Resources Reporting. It is a requirement of the ASX Listing Rules that the reporting of ore reserves and mineral resources in Australia comply with the Joint Ore Reserves Committee's Australasian Code for Reporting of Mineral Resources and Ore Reserves ("JORC Code"). Investors outside Australia should note that while ore reserve and mineral resource estimates of the Company in this document comply with the JORC Code (such JORC Code-compliant ore reserves and mineral resources being "Ore Reserves" and "Mineral Resources" respectively), they may not comply with the relevant guidelines in other countries and, in particular, do not comply with (i) National Instrument 43-101 (Standards of Disclosure for Mineral Projects) of the Canadian Securities Administrators (the "Canadian NI 43-101 Standards"); or (ii) subpart 1300 of Regulation S-K under the US Securities Act of 1933, as amended (the "Securities Act"), which governs disclosures of mineral reserves in registration statements filed with the US Securities and Exchange Commission ("SEC"). Information contained in this Presentation describing mineral deposits may not be comparable to similar information made public by companies subject to the reporting and disclosure requirements of Canadian or US securities laws and investors are cautioned that there can be no assurance that the reserves and resources reported by the Company under the JORC Code would be the same had it prepared its reserve or resource estimates under the standards adopted under subpart 1300 of Regulation S-K.


Technical information. Vulcan has carried out a definitive feasibility study for Phase One of its Zero Carbon Lithium™ Project ('Project'), the results of which were announced to the ASX in the announcement "Zero Carbon Lithium Project Phase 1 DFS Results" dated 13 February 2023 ('DFS'), ('DFS Announcement'). This announcement may include certain information relating to the DFS. The DFS is based on the material assumptions outlined in the DFS Announcement (see "Competent Person Statement" below). While Vulcan considers all of the material assumptions to be based on reasonable grounds, there is no certainty that they will prove to be correct or that the range of outcomes indicated by the DFS will be achieved. This announcement may also include certain information relating to Phase 2 of its Project, Vulcan has not yet carried out a definitive feasibility study for Phase Two of its Project

Funding Strategy. To achieve the range of outcomes indicated in the DFS, additional funding will be required. Investors should note that there is no certainty that Vulcan will be able to raise the amount of funding when needed. It is also possible that such funding may only be available on terms that may be dilutive to or otherwise affect the value of Vulcan's existing shares. It is also possible that Vulcan could pursue other financing strategies such as a partial sale or joint venture of the Project. If it does, this could materially reduce Vulcan's proportionate ownership of the Project.

Competent Person Statement. Please see Appendix 2 for the Competent Person Statement.

¹ This slide contains a summary of the applicable disclaimers, please see Appendix 2 for the full disclaimers in relation to this Presentation.

APPENDICES



APPENDIX 1: DLE PRODUCTION/PLANNED PRODUCTION DATA

| Location | Source | DLE data |
|-----------|--|---|
| China | https://www.seplite.com/company.html https://www.seetao.com/details/159795.html https://www.seplite.com/sunresin-s-4000t-a-jintai-salt-lake-lithium-extraction-project-put-into-operation.html | Lanke Lithium 20 kt/p.a. 2017 Minmetals Slat 30 kt/p.a. 2022 Zangge Lithium 20 kt/p.a. 2018 Jewll New Materials 10kt/p.a. 2022 Jintai Lithium 7 kt/p.a. 2019 Guoneng Mining 3 kt/p.a. 2017 |
| Argentina | https://livent.com/wp-content/uploads/2023/07/Livent_2022_SustainabilityReport_English.pdf https://livent.com/wp-content/uploads/2023/06/2023-Livent-Resource-and-Reserve-Report-Salar-del-Hombre-Muerto.pdf https://www.goldmansachs.com/intelligence/pages/gs-research/direct-lithium-extraction/report.pdf https://www.riotinto.com/news/releases/2022/Rio-Tinto-completes-acquisition-of-Rincon-lithium-project | Livent: P1 additional 20 kt/p.a. 2024 P2 additional 30kt/p.a. 2026 P3 additional 30kt/p.a. 2029/30 Eramet 24 kt/p.a. 2024 RioTinto 30 kt/p.a. 2025 |
| USA | https://www.goldmansachs.com/intelligence/pages/gs-research/direct-lithium-extraction/report.pdf https://www.compassminerals.com/what-we-do/lithium | CompassMinerals ramp up 2025-2026 to 35kt/p.a. P1 11kt/p.a. P1 28kt/p.a. LHM |
| EU | https://www.investi.com.au/api/announcements/vul/e617fca6-6d4.pdf | Vulcan Energy Ltd. P1 24kt/p.a. 2026 P2 additional 24kt/p.a. 2028 |

APPENDIX 2: FULL DISCLAIMER

No investment or financial product advice. This Presentation, and the information provided in it, does not constitute, and is not intended to constitute, financial product or investment advice, or a recommendation to acquire Vulcan Shares, nor does it constitute, and is not intended to constitute, accounting, legal or tax advice. This Presentation does not, and will not, form any part of any contract for the acquisition of Vulcan Shares. This Presentation has been prepared without taking into account the objectives, financial or tax situation or particular needs of any individual. Before making an investment decision (including any investment in Vulcan Shares or Vulcan generally), prospective investors should consider the appropriateness of the information having regard to their own objectives, financial and tax situation and needs, and seek professional advice from their legal, financial, taxation or other independent adviser (having regard to the requirements of all relevant jurisdictions). Vulcan is not licensed to provide financial product advice in respect of an investment in shares. Any investment in any publicly-traded company, including Vulcan, is subject to significant risks of loss of income and capital.

Forward-looking statements. This Presentation contains certain forward-looking statements. Often, but not always, forward-looking statements can be identified by the use of forward-looking words such as "may", "will", "expect", "intend", "plan", "estimate", "target", "propose", "anticipate", "continue", "outlook" and "guidance", or other similar words. Such forward-looking statements may include, but are not limited to, statements regarding: the proposed use of funds; estimated mineral resources and ore reserves; forecast financial information (including revenue and EBITDA); permits and approvals; forecast lithium prices; expected future demand for lithium products; planned production and operating costs; planned capital requirements; planned strategies and corporate objectives; and expected construction and production commencement dates. By their nature, forward-looking statements inherently involve known and unknown risks, uncertainties and other factors that may cause actual results, performance and achievements to be materially greater or less than estimated, including those generally associated with the lithium industry and/or resources exploration companies, including but not limited to the risks listed in Appendices 5 and 6 of the Corporate Presentation dated 28 April 2023 as well as the risks contained in the Prospectus dated 5 May 2023, and the ASX Announcement "Vulcan Zero Carbon Lithium™ Project DFS results and Resources-Reserves update" released to ASX on 13 February 2023 and the International Offering Circular dated 4 May 2023 (together the "**Previous Disclosures**"). These factors may include, but are not limited to, changes in commodity and renewable energy prices, foreign exchange fluctuations and general economic conditions, increased costs and demand for production inputs lithium, the speculative nature of exploration and project development (including the risks of obtaining necessary licenses and permits and diminishing quantities or grades of reserves), political and social risks, changes to the regulatory framework within which Vulcan operates or may in the future operate, environmental conditions including climate change and extreme weather conditions, geological and geotechnical events, environmental issues, the recruitment and retention of key personnel, industrial relations issues and litigation. Any such forward-looking statements, opinions and estimates in this Presentation (including any statements about market and industry trends) are based on assumptions and contingencies, all of which are subject to change without notice, and may ultimately prove to be materially incorrect. Accordingly, prospective investors should consider any forward-looking statements in this Presentation in light of those disclosures, and not place undue reliance on any forward-looking statements (particularly in light of the current economic climate and significant volatility, uncertainty and disruption caused by the COVID-19 pandemic and the Russian invasion of Ukraine). Forward-looking statements are provided as a general guide only and should not be relied upon as, and are not, an indication or guarantee of future performance. All forward-looking statements involve significant elements of subjective judgement, assumptions as to future events that may not be correct, known and unknown risks, uncertainties and other factors – many of which are outside the control of Vulcan. Except as required by applicable law or regulation (including the ASX Listing Rules), Vulcan does not make any representations, and provides no warranties, concerning the accuracy of any forward-looking statements, and disclaims any obligation to update or revise any forward-looking statements, whether as a result of new information, future events or results, or otherwise. Neither Vulcan nor any of its directors, officers, agents, employees or advisors give any representation or warranty, express or implied, as to the fairness, accuracy, completeness or correctness of the information, opinions and conclusions contained in this Presentation.

Investment Risks. As noted above and contained in the Previous Disclosures, an investment in Vulcan is subject to both known and unknown risks, some of which are beyond the control of Vulcan. Vulcan does not guarantee any particular rate of return or its performance, nor does it guarantee any particular tax treatment. Prospective investors should have regard to the risks in the Previous Disclosures particularly the May 2023 Prospectus, when making their investment decision, and should make their own enquires and investigations regarding all information in this Presentation, including, but not limited to, the assumptions, uncertainties and contingencies that may affect Vulcan's future operations, and the impact that different future outcomes may have on Vulcan. There is no guarantee that any investment in Vulcan will make a return on the capital invested, that dividends will be paid on any fully paid ordinary shares in Vulcan, or that there will be an increase in the value of Vulcan in the future. Accordingly, an investment in Vulcan and Vulcan Shares should be considered highly speculative, and potential investors should consult their professional advisers before deciding whether to invest in Vulcan.

Disclaimer. Vulcan, to the maximum extent permitted by law, expressly excludes and disclaims all liability (including, without limitation, any liability arising out of fault or negligence on the part of any person) for any direct, indirect, consequential or contingent loss or damage, or any costs or expenses, arising from the use of this Presentation or its contents, or otherwise arising in connection with it.

Industry data. Certain market and industry data used in connection with or referenced in this Presentation may have been obtained from public filings, research, surveys or studies made or conducted by third parties, including as published in industry-specific or general publications. Neither Vulcan nor its advisers, nor their respective representatives, have independently verified any such market or industry data. To the maximum extent permitted by law, each of these persons expressly disclaims any responsibility or liability in connection with such data.

Effect of rounding. A number of figures, amounts, percentages, estimates, calculations of value and fractions in this Presentation are subject to the effect of rounding. Accordingly, the actual calculation of these figures may differ from the figures set out in this Presentation.

APPENDIX 2: FULL DISCLAIMER CONT.

Ore Reserves and Mineral Resources Reporting. It is a requirement of the ASX Listing Rules that the reporting of ore reserves and mineral resources in Australia comply with the Joint Ore Reserves Committee's Australasian Code for Reporting of Mineral Resources and Ore Reserves ("**JORC Code**"). Investors outside Australia should note that while ore reserve and mineral resource estimates of the Company in this document comply with the JORC Code (such JORC Code-compliant ore reserves and mineral resources being "Ore Reserves" and "Mineral Resources" respectively), they may not comply with the relevant guidelines in other countries and, in particular, do not comply with (i) National Instrument 43-101 (Standards of Disclosure for Mineral Projects) of the Canadian Securities Administrators (the "Canadian NI 43-101 Standards"); or (ii) subpart 1300 of Regulation S-K under the US Securities Act of 1933, as amended (the "Securities Act"), which governs disclosures of mineral reserves in registration statements filed with the US Securities and Exchange Commission ("SEC"). Information contained in this Presentation describing mineral deposits may not be comparable to similar information made public by companies subject to the reporting and disclosure requirements of Canadian or US securities laws. On 31 October 2018, the SEC adopted amendments to its disclosure rules to modernise the mineral property disclosure requirements for issuers whose securities are registered with the SEC under the US Exchange Act of 1934, as amended (the "**Exchange Act**"). These amendments became effective 25 February 2019, with compliance required for the first fiscal year beginning on or after 1 January 2021. Under these amendments, the historical property disclosure requirements for mining registrants included in Industry Guide 7 under the Securities Act were rescinded and replaced with disclosure requirements in subpart 1300 of Regulation S-K. As a result of the adoption of subpart 1300 of Regulation S-K, the SEC's standards for mining property disclosures are now more closely aligned to the JORC Code's requirements. For example, the SEC now recognises estimates of "measured mineral resources", "indicated mineral resources" and "inferred mineral resources." In addition, the SEC has amended its definitions of "proven mineral reserves" and "probable mineral reserves" to be "substantially similar" to the corresponding standards under the JORC Code. However, despite these similarities, SEC standards are still not identical to the JORC Code. Accordingly, investors are cautioned that there can be no assurance that the reserves and resources reported by the Company under the JORC Code would be the same had it prepared its reserve or resource estimates under the standards adopted under subpart 1300 of Regulation S-K.

Financial data. All monetary values expressed as "\$" or "A\$" in this Presentation are in Australian dollars, unless stated otherwise. All monetary values expressed as EUR or € in this Presentation are in Euros, unless stated otherwise. All monetary values expressed as "US\$" in this Presentation are in US dollars, unless stated otherwise. The assumed exchange rate to convert Euros into Australian dollars or US dollars (as applicable) is shown in the footnote to each respective slide. In addition, prospective investors should be aware that financial data in this Presentation includes "non-IFRS financial information" under ASIC Regulatory Guide 230 'Disclosing non-IFRS financial information' published by ASIC and also 'non-GAAP financial measures' within the meaning of Regulation G under the U.S. Securities Exchange Act of 1934. The non-IFRS financial measures do not have standardised meanings prescribed by Australian Accounting Standards and, therefore, may not be comparable to similarly titled measures presented by other entities, nor should they be construed as an alternative to other financial measures determined in accordance with Australian Accounting Standards. Although Vulcan believes the non-IFRS financial information (and non-IFRS financial measures) provide useful information to readers of this Presentation, readers are cautioned not to place any undue reliance on any non-IFRS financial information (or non-IFRS financial measures). Similarly, non-GAAP financial measures do not have a standardised meaning prescribed by Australian Accounting Standards or International Financial Reporting Standards and therefore may not be comparable to similarly titled measures presented by other entities, nor should they be construed as an alternative to other financial measures determined in accordance with Australian Accounting Standards or International Financial Reporting Standards. Although Vulcan believes that these non-GAAP financial measures provide useful information to readers of this Presentation, readers are cautioned not to place undue reliance on any such measures.

Technical information. Vulcan has carried out a definitive feasibility study for Phase One of its Zero Carbon Lithium™ Project ('Project'), the results of which were announced to the ASX in the announcement "Zero Carbon Lithium Project Phase 1 DFS Results" dated 13 February 2023 ('DFS'), ('DFS Announcement'). This announcement may include certain information relating to the DFS. The DFS is based on the material assumptions outlined in the DFS Announcement (see "Competent Person Statement" below). While Vulcan considers all of the material assumptions to be based on reasonable grounds, there is no certainty that they will prove to be correct or that the range of outcomes indicated by the DFS will be achieved. This announcement may also include certain information relating to Phase 2 of its Project, Vulcan has not yet carried out a definitive feasibility study for Phase Two of its Project.

Funding Strategy. To achieve the range of outcomes indicated in the DFS, additional funding will be required. Investors should note that there is no certainty that Vulcan will be able to raise the amount of funding when needed. It is also possible that such funding may only be available on terms that may be dilutive to or otherwise affect the value of Vulcan's existing shares. It is also possible that Vulcan could pursue other financing strategies such as a partial sale or joint venture of the Project. If it does, this could materially reduce Vulcan's proportionate ownership of the Project.

Acknowledgement and agreement. By attending an investor presentation or briefing, or accepting, accessing or reviewing this Presentation, you acknowledge and agree to the terms set out in this "Disclaimer" section of the Presentation.