



21 August 2023

Drilling Update for H2 2023

- **Pisces Glauconitic Program** – A new 3-well Pisces drilling program will commence in mid-September.
- Two of the three wells **follow-up on the highly successful Pisces #6 through #9 wells.**
- The drilling is designed around our **strategic mineral leasing deal** completed in 2022 and focuses on our acreage around our core Brooks operations and infrastructure, allowing good cost management.
- The wells will **tie into Calima's existing** oil batteries and infrastructure with on-stream dates budgeted for Q4-2023. Peak production is anticipated in December 2023 post fracture stimulation.
- **Drilling program has been designed to:**
 - Maintain average daily production levels in the **4,000 boe/d** range.
 - Optimize **free cash flow, maintain** a strong balance sheet and benefit from higher energy prices on future production.
 - Maintain funding for the **Capital Returns / Dividend.**

Calima Energy Limited (ASX:CE1 / OTCQB: CLMEF) ("Calima" or the "Company") is pleased to provide an update on the Company's drilling plans for the remainder of 2023 with the announcement of a 3 well drilling program in Brooks. The upcoming program is designed to maintain corporate production levels, develop our PDP reserves, and utilise the recent infrastructure Brooks upgrades including the use of the company's Pivotal pipeline. In addition, the new wells will provide shareholders exposure to the recent rise in commodity prices.

Highlights:

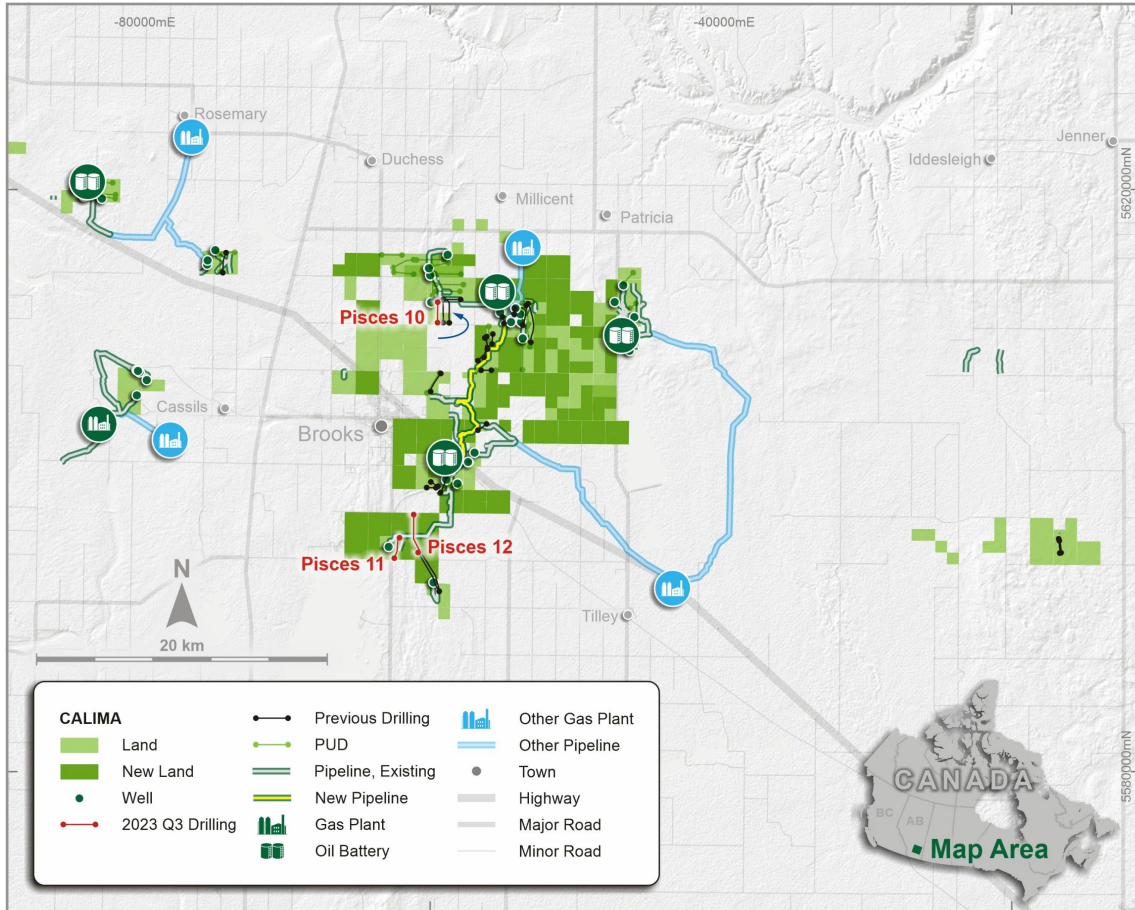
- The Q3/Q4 2023 program comprises **3 multi-stage fractured wells** in Brooks (Pisces #10 - #12).
- 2 wells are following-up the highly successful Pisces #6 through #9 wells and the 3rd well is testing the horizontal multi-stage productivity of an oil pool delineated and tested via vertical wells. On average, the wells are expected to take **10 days to drill.**
- Flow testing of the wells is expected to commence in mid Q4-2023.
- Glauconitic wells are anticipated to have:
 - EUR's of **170 – 270 Mboe's**
 - IP90's of **200 – 400 boe/d**
- The wells will be tied-in to **existing infrastructure and facilities.**
- Capital program funded from **operational cash flows** and **the Company's credit facility.**

Karl DeMong, CEO and President:

"The commencement of the September 2023 drilling program is integral to the Company's strategy to maintain production levels to support return of capital to shareholders while leveraging existing infrastructure and lands. The balance sheet is very healthy and Calima is poised to benefit from any potential upward move in commodity prices."

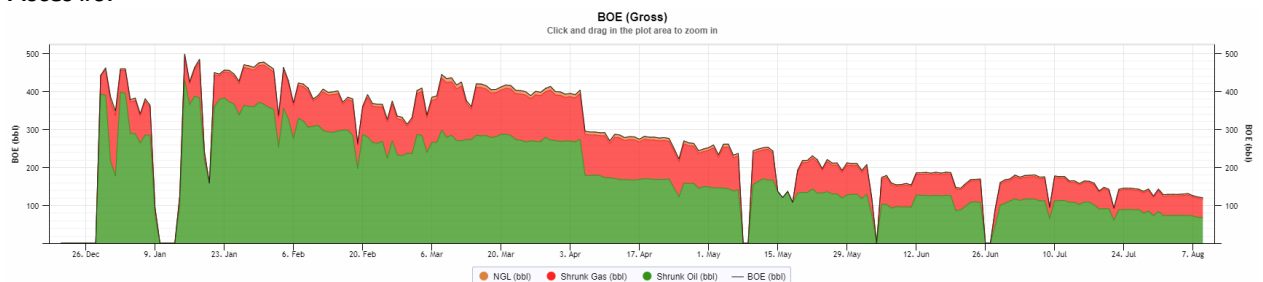


3 Well Pisces Oil Drilling Program:



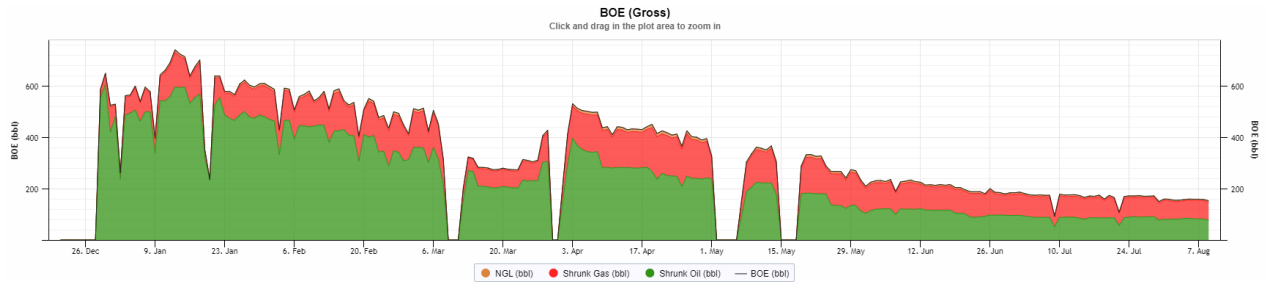
Pisces #10 - The horizontal well is an infill and follow-up to the successful Pisces #6 and #7 wells that achieved an average IP(30) rate of 505 boe/d and an IP(90) rate of 432 boe/d. These recently drilled Pisces horizontals are among the top performers in the pool and production for both wells commenced late in December 2022. In only the first 7 months, cumulative oil production for each well is at 53,000 bbl and 41,000 bbl respectively. The 3D seismic indicates that the new horizontal is within the same Lower Regional Glauconitic pool as the offsetting wells drilled to the east. The well will be completed using multi-stage fractures and tied into our 2-29 oil battery. This location is booked as a PUD and is being drilled from the same surface pad as Pisces #6 and #7, thus an on-lease tie-in reducing overall costs.

Pisces #6:





Pisces #7:

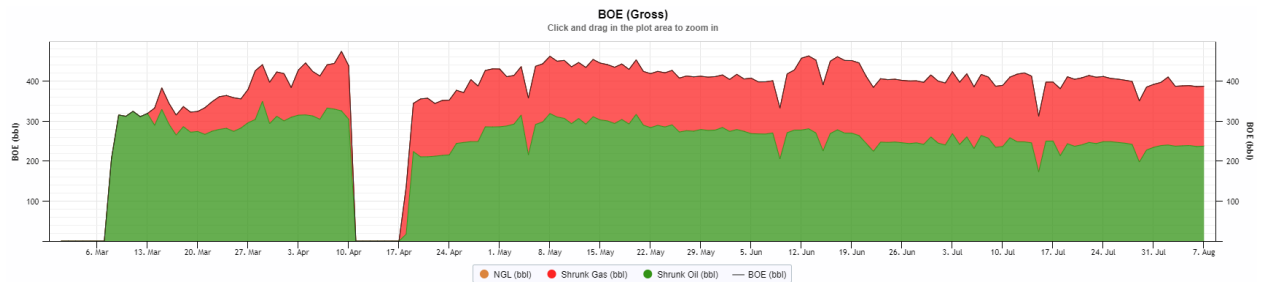


Pisces #11 – The horizontal well is a western offset to a vertical well with excellent reservoir properties in the Upper Regional Glauconitic formation with oil signals observed from lithological logs. The well is targeting a new oil pool development and is approximately 10 meters downdip and a mile north of a 0.28 BCF gas well. The 3D seismic also indicates that the new horizontal is within the same upper Regional Glauconitic pool as the lead well. The well will be completed using multi-stage fractures and will flow into Calima’s 50% owned 15-23 oil battery at the South end of the Brooks field.

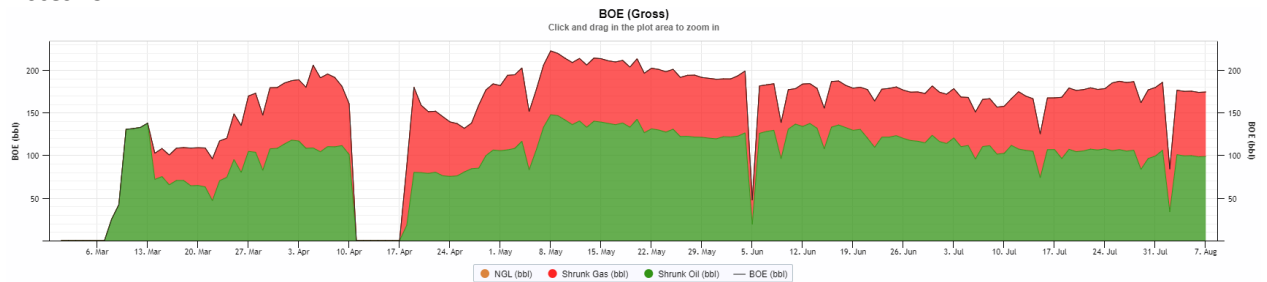
Pisces #12 - The horizontal will be targeting oil in the Glauconitic horizon and is a northern extension to the recently successful wells at Pisces #8 and #9. The production graphs are shown below and combined; they have achieved IP(90) production levels 15% above type curve. The lateral well will be targeting the Upper Lithic Glauconitic interval completed in Pisces #8 and in surrounding vertical wells. Providing further support for the quality of the reservoir in this area, the new well is directly north of one of the best performing vertical Lithic Glauconitic wells which has produced ~47,000 bbl oil and 825 mmcf of gas. The Company has 3D seismic coverage in the area confirming the presence of the Glauconitic channel and volumetrically sufficient reserves remain.

Based on the success at Pisces #8 and #9, this well will continue to be designed with a horizontal length ~20% longer and a ~45% higher frac intensity compared to the original 12-23 well. The well will flow into Calima’s 50% owned 15-23 oil battery at the South end of the Brooks field.

Pisces #8:



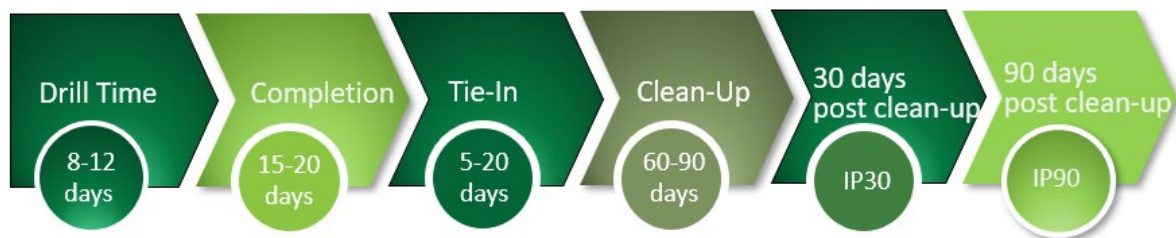
Pisces #9:





Completion design:

Each of the three Pisces wells will be completed with multi-stage frac ports spaced approximately 30 – 40 meters apart. The fracs are planned to have 10 – 15 tons of sand per stage with adjustments in tonnage allocated for variations in perceived reservoir thickness and quality. The frac intensity will be approximately 0.3 – 0.5 tons of sand per meter of horizontal length within the portion of the wellbore that encountered the Glauconitic Formation. After each stage the multi-cycle (sliding sleeves) frac ports will be closed to allow the newly initiated fractures to “heal” around the frac sand proppant. This is a mitigating factor to ensure that the frac sand stays in the formation which helps minimize the need for future frac sand cleanouts and to increase the effectiveness of the frac conductivity which is beneficial for production. Once all frac stages are finished pumping the sleeves will be opened, pumping equipment run, and the well will be brought on production to start the clean-up phase. It is anticipated that initial flowback will occur in mid to late October.



Typical Glauconitic drilling and production timeframes

This release has been approved by the Board.

For further information visit www.calimaenergy.com or contact:

Karl DeMong Managing Director E: kdemong@blackspuroil.com T: + 1 403 831 0016	Glenn Whiddon Chairman E: glenn@lagral.com T: + 61 410 612 920	Mark Freeman Finance Director E: mfreeman@calimaenergy.com T: + 61 412 692 146
---	--	---

Qualified petroleum reserves and resources evaluator statement

The petroleum reserves and resources information in this announcement in relation to Blackspur Oil Corp is based on, and fairly represents, information and supporting documentation in a report compiled by InSite Petroleum Consultants Ltd. (InSite) for the December 31, 2022 Reserves Report. InSite is a leading independent Canadian petroleum consulting firm registered with the Association of Professional Engineers and Geoscientists of Alberta. These reserves were subsequently reviewed by Mr. Graham Veale who is the Chief Operating Officer with Blackspur Oil Corp. The InSite December 31, 2022 Reserves Report and the values contained therein are based on InSite’s December 31, 2022 price deck (<https://www.insitepc.com/pricing-forecasts>). Mr. Veale holds a BSc. in Mechanical Engineering from the University of Calgary (1995) and is a registered member of the Alberta Association of Professional Engineers and Geoscientists of Alberta (APEGA). He has over 27 years of experience in petroleum and reservoir engineering, reserve evaluation, exploitation, corporate and business strategy, and drilling and completions. InSite and Mr. Veale have consented to the inclusion of the petroleum reserves and resources information in this announcement in the form and context in which it appears.





Forward Looking Statements

This release may contain forward-looking statements. These statements relate to the Company's expectations, beliefs, intentions or strategies regarding the future. These statements can be identified by the use of words like "anticipate", "believe", "intend", "estimate", "expect", "may", "plan", "project", "will", "should", "seek" and similar words or expressions containing same. These forward-looking statements reflect the Company's views and assumptions with respect to future events as of the date of this release and are subject to a variety of unpredictable risks, uncertainties, and other unknowns. Actual and future results and trends could differ materially from those set forth in such statements due to various factors, many of which are beyond our ability to control or predict. These include, but are not limited to, risks or uncertainties associated with the discovery and development of oil and natural gas reserves, cash flows and liquidity, business and financial strategy, budget, projections and operating results, oil and natural gas prices, amount, nature and timing of capital expenditures, including future development costs, availability and terms of capital and general economic and business conditions. Given these uncertainties, no one should place undue reliance on any forward-looking statements attributable to Calima, or any of its affiliates or persons acting on its behalf. Although every effort has been made to ensure this release sets forth a fair and accurate view, we do not undertake any obligation to update or revise any forward-looking statements, whether as a result of new information, future events or otherwise.

Oil and Gas Glossary and Definitions

Term	Meaning
Adjusted EBTDA:	Adjusted EBTDA is calculated as net income (loss) before interest and financing expenses, income taxes, depletion, depreciation and amortisation, and adjusted to exclude certain non-cash, extraordinary and non-recurring items primarily relating to bargain purchase gains, gains and losses on financial instruments, transaction and advisory costs and impairment losses. Calima utilises adjusted EBTDA as a measure of operational performance and cash flow generating capability. Adjusted EBTDA impacts the level and extent of funding for capital projects investments or returning capital to shareholders.
Adjusted working capital:	Adjusted working capital is comprised of current assets less current liabilities on the Company's balance sheet and excludes the current portions of risk management contracts and credit facility draws. Adjusted working capital is utilised by Management and others as a measure of liquidity because a surplus of adjusted working capital will result in a future net cash inflow to the business which can be used for future funding, and a deficiency of adjusted working capital will result in a future net cash outflow which will require a future draw from Calima's existing funding capacity.
ARO / Asset Retirement Obligation:	the process of permanently closing and relinquishing a well by using cement to create plugs at specific intervals within a well bore
Available funding:	Available funding is comprised of adjusted working capital and the undrawn component of Blackspur's credit facility. The available funding measure allows Management and other users to evaluate the Company's liquidity.
Credit Facility Interest:	Borrowings under the Credit Facility incur interest at a market-based interest rate plus an applicable margin which varies depending on Blackspur's net debt to cash flow ratio. Interest charges are between 150 bps to 350 bps on Canadian bank prime borrowings and between 275 bps and 475 bps on Canadian dollar bankers' acceptances. Any undrawn portion of the demand facility is subject to a standby fee in the range of 20 bps to 45 bps. Security for the credit facility is provided by a C\$150 million demand debenture
CO2e:	carbon dioxide equivalent
Conventional Well:	a well that produces gas or oil from a conventional underground reservoir or formation, typically without the need for horizontal drilling or modern completion techniques
Compression:	a device or facility located along a natural gas pipeline that raises the pressure of the natural gas flowing in the pipeline, which in turn compresses the natural gas, thereby both increasing the effective capacity of the pipeline and allowing the natural gas to travel longer distances
Corporate Decline:	consolidated, average rate decline for net production from the Company's assets
Exit Production:	Exit production is defined as the average daily volume on the last week of the period
Operating Income:	Oil and gas sales net of royalties, transportation and operating expenses
Financial Hedge:	a financial arrangement which allows the Company to protect against adverse commodity price movements, the gains or losses of which flow through the Company's derivative settlements on its financial statements
Free Cash Flow (FCF):	represents Hedged Adjusted EBTDA less recurring capital expenditures, asset retirement costs and cash interest expense
Free Cash Flow Yield:	represents free cash flow as a percentage of the Company's total market capitalisation at a certain point in time
Funds Flow:	Funds flow is comprised of cash provided by operating activities, excluding the impact of changes in non-cash working capital. Calima utilises funds flow as a measure of operational performance and cash flow generating capability. Funds flow also impacts the level and extent of funding for investment in capital projects, returning capital to shareholders and repaying debt. By excluding changes in non-cash working capital from cash provided by operating activities, the funds flow measure provides a meaningful metric for Management and others by establishing a clear link between the Company's cash flows, income statement and operating netbacks from the business by isolating the impact of changes in the timing between accrual and cash settlement dates.
Gathering & Compression (G&C):	owned midstream expenses; the costs incurred to transport hydrocarbons across owned midstream assets
Gathering & Transportation (G&T):	third-party gathering and transportation expense; the cost incurred to transport hydrocarbons across third-party midstream assets
G&A:	general and administrative expenses; may be represented by recurring expenses or non-recurring expense
Hedged Adjusted EBTDA:	EBTDA including adjustments for non-recurring and non-cash items such as gain on the sale of assets, acquisition related expenses and integration costs, mark-to-market adjustments related to the Company's hedge portfolio, non-cash equity compensation charges and items of a similar nature;
Hyperbolic Decline:	non-exponential with subtle multiple decline rates; hyperbolic curves decline faster early in the life of the well and slower as time increases
LMR:	The LMR (Liability Management Ratio) is determined by the Alberta Energy Regulator ("AER") and is calculated by dividing Blackspur's deemed assets by its deemed liabilities, both values of which are determined by the AER.
LOE:	lease operating expense, including base LOE, production taxes and gathering & transportation expense



Term	Meaning
Midstream:	a segment of the oil and gas industry that focuses on the processing, storing, transporting and marketing of oil, natural gas, and natural gas liquids
Net Debt:	Net debt is calculated as the current and long-term portions of Calima's credit facility draws, lease liabilities and other borrowings net of adjusted working capital. The credit facility draws are calculated as the principal amount outstanding converted to Australian dollars at the closing exchange rate for the period. Net debt is an important measure used by Management and others to assess the Company's liquidity by aggregating long-term debt, lease liabilities and working capital.
NGL / Natural Gas Liquids:	hydrocarbon components of natural gas that can be separated from the gas state in the form of liquids
Net Debt/Adjusted EBTDA (Leverage)	a measure of financial liquidity and flexibility calculated as Net Debt divided by Hedged Adjusted EBTDA
Net Revenue Interest:	a share of production after all burdens, such as royalty and overriding royalty, have been deducted from the working interest. It is the percentage of production that each party actually receives
Operating Costs:	total lease operating expense (LOE) plus gathering & compression expense
Operating Netback:	Operating netback is calculated on a per boe basis and is determined by deducting royalties, operating and transportation from oil and natural gas sales, after adjusting for realised hedging gains or losses. Operating netback is utilised by Calima and others to assess the profitability of the Company's oil and natural gas assets on a standalone basis, before the inclusion of corporate overhead related costs. Operating netback is also utilised to compare current results to prior periods or to peers by isolating for the impact of changes in production volumes.
Physical Contract:	a marketing contract between buyer and seller of a physical commodity which locks in commodity pricing for a specific index or location and that is reflected in the Company's commodity revenues
Promote:	Production Taxes: state taxes imposed upon the value or quantity of oil and gas produced
PDP/ Proved Developed Producing:	an additional economic ownership interest in the jointly-owned properties that is conveyed cost-free to the operator in consideration for operating the assets
PV10:	a reserve classification for proved reserves that can be expected to be recovered through existing wells with existing equipment and operating methods
RBL / Reserve Based Lending Royalty Interest or Royalty:	a revolving credit facility available to a borrower based on (secured by) the value of the borrower's oil and gas reserves
Terminal decline:	Interest in a leasehold area providing the holder with the right to receive a share of production associated with the leasehold area
Unconventional Well:	represents the steady state decline rate after early (initial) flush production
Upstream:	a well that produces gas or oil from an unconventional underground reservoir formation, such as shale, which typically requires hydraulic fracturing to allow the gas or oil to flow out of the reservoir
Working Capital Ratio:	a segment of the oil and gas industry that focuses on the exploration and production of oil and natural gas
WI/ Working Interest:	The working capital ratio as the ratio of (i) current assets plus any undrawn availability under the facility to (ii) current liabilities less any amount drawn under the facilities. For the purposes of the covenant calculation, risk management contract assets and liabilities are excluded.
	a type of interest in an oil and gas property that obligates the holder thereof to bear and pay a portion of all the property's maintenance, development, and operational costs and expenses, without giving effect to any burdens applicable to the property

Abbreviation	Abbreviation meaning	Abbreviation	Abbreviation meaning
1P	proved reserves	A\$ or AUD	Australian dollars
2P	proved plus Probable reserves	C\$ or CAD	Canadian dollars
3P	proved plus Probable plus Possible reserves	US\$ or USD	United states dollars
bbl or bbls	barrel of oil	(\$ thousands)	figures are divided by 1,000
boe	barrel of oil equivalent (1 bbl = 6 Mcf)	(\$ 000s)	figures are divided by 1,000
d	suffix – per day	Q1	first quarter ended March 31 st
GJ	gigajoules	Q2	second quarter ended June 30 th
mbbl	thousands of barrels	Q3	third quarter ended September 30 th
mboe	thousands of barrels of oil equivalent	Q4	fourth quarter ended December 31 st
Mcf	thousand cubic feet	YTD	year-to-date
MMcf	million cubic feet	YE	year-end
PDP	proved developed producing reserves	H1	six months ended June 30 th
PUD	Proved Undeveloped Producing	H2	six months ended December 31 st
C	Contingent Resources – 1C/2C/3C – low/most likely/high	B	Prefix – Billions
Net	Working Interest after Deduction of Royalty Interests	MM	Prefix - Millions
NPV (10)	Net Present Value (discount rate), before income tax	M	Prefix - Thousands
EUR	Estimated Ultimate Recovery per well	/d	Suffix – per day
WTI	West Texas Intermediate Oil Benchmark Price	bbl	Barrel of Oil
WCS	Western Canadian Select Oil Benchmark Price	boe	Barrel of Oil Equivalent (1bbl = 6 mscf)
1P or TP	Total Proved	scf	Standard Cubic Foot of Gas
2P or TPP	Total Proved plus Probable Reserves	Bcf	Billion Standard Cubic Foot of Gas
3P	Total Proved plus Probable plus Possible Reserves	tCO ₂	Tonnes of Carbon Dioxide
EBTDA	Earnings before tax, depreciation, depletion and amortisation	OCF	Operating Cash Flow, ex Capex
Net Acres	Working Interest	E	Estimate
IP24	The peak oil production rate over 24 hours of production	CY	Calendar Year
IP30/90	Average oil production rate over the first 30/90 days	WTI	West Texas Intermediate
WCS	Western Canada Select	OOIP	Original Oil in Place

