
Australian Gold Conference

Multiple Catalysts Ahead

Damien Keys
Managing Director



29 August 2023
shnmetals.com.au
ASX:SHN



Cautionary statement

This presentation includes forward-looking statements. When used in this document, the words such as "could", "plan", "estimate", "expect", "intend", "may", "potential", "should" and similar expressions are forward-looking statements. Although Sunshine Gold Ltd. ("Sunshine Gold") believes that the expectations reflected in these forward-looking statements are reasonable, such statements involve risks and uncertainties and no assurance can be given that actual results will be consistent with these forward-looking statements.

This presentation has been prepared by Sunshine Gold for the purpose of providing an overview of its current prospects and development strategy to recipients. This presentation and its contents are provided to recipients in confidence on the basis that it may not be reproduced or disclosed in whole or in part to any other person, without the written consent of Sunshine Gold.

This presentation is provided on the basis that neither Sunshine Gold nor its respective officers, shareholders, related bodies corporate, partners, affiliates, employees, representatives and advisers, make any representation or warranty (express or implied) as to the accuracy, reliability, relevance or completeness of the material contained in this presentation and nothing contained in the presentation is, or may be relied upon, as a promise, representation or warranty, whether as to the past or the future. Sunshine Gold hereby excludes all warranties that can be excluded by law.

All persons should consider seeking appropriate professional advice in reviewing the presentation and all other information with respect to Sunshine Gold and evaluating the business, financial performance and operations of Sunshine Gold. Neither the provision of the presentation nor any information contained in the presentation or subsequently communicated to any person in connection with the presentation is, or should be taken as, constituting the giving of investment advice to any person.

All amounts shown are in Australian dollars unless otherwise stated.

Gold Intercepts use a nominal 0.5 g/t Au lower cut off and incorporate up to 3m of internal dilution. Copper and molybdenum intersections are reported using a 0.1% Cu lower cut off and can include a maximum of 3m consecutive dilution providing grade is carried.

Liontown is comprised of a series of predominantly Au-Cu rich footwall lodes (Carrington, Gap and Western Footwall) and Zn-Pb-Ag dominant contact lodes (New Queen and Main Lode). Within the footwall lodes, Au accounts for 51% (Zn ~12%) of the contained metal value. Within the contact lodes, Zn accounts for 52% (Au ~15%) of the contained metal value. Both Au and Zn metal equivalents are provided for the Liontown Resource only. Zinc equivalent (%ZnEq) grades for Greater Liontown (Zn Eq) are based on zinc, copper, lead, gold and silver prices of US\$2500/t Zinc, US\$8500/t Copper, US\$2000/t Lead, US\$1800/oz Gold and US\$20/oz Silver, with metallurgical metal recoveries of 88.8% Zn, 80% Cu, 70% Pb, 65% Au and 65% Ag and are supported by metallurgical test work undertaken.

The zinc equivalent calculation is as follows: $Zn\ Eq = Zn\ grade\% * Zn\ recovery + (Cu\ grade\% * Cu\ recovery\% * (Cu\ price\ \$/t / Zn\ price\ \$/t)) + (Pb\ grade\% * Pb\ recovery\% * (Pb\ price\ \$/t / Zn\ price\ \$/t * 0.01)) + (Au\ grade\ g/t / 31.103 * Au\ recovery\% * (Au\ price\ \$/oz / Zn\ price\ \$/t)) + (Ag\ grade\ g/t / 31.103 * Ag\ recovery\% * (Ag\ price\ \$/oz / Zn\ price\ \$/t * 0.01))$. For Waterloo Transition ores recoveries of 76% Zn, 58% Cu and 0% Pb have been substituted into the ZnEq equation above. For Liontown Oxide ores recoveries of 44% Zn, 40% Cu and 35% Pb have been substituted into the ZnEq equation above. Further metallurgical testwork is required on the Liontown oxide domain. Reported on 100% Basis. It is the opinion of Sunshine Gold and the Competent Person that all elements and products included in the metal equivalent formula have a reasonable potential to be recovered and sold.

The information in this report that relates to Exploration Results is based on, and fairly represents, information compiled by Mr Matt Price, a Competent Person who is a Member of the Australian Institute of Geoscientists (AIG). Mr Price has sufficient experience that is relevant to the style of mineralisation and type of deposit under consideration, and to the activity being undertaken to qualify as a Competent Person as defined in the 2012 Edition of the JORC Code. Mr Price consents to the inclusion in the report of the matters based on his information in the form and context in which it appears.

The information in this report that relates to Mineral Resources at Triumph is based on information compiled and reviewed by Mr Andrew Dawes, who is a Member of the Australasian Institute of Mining and Metallurgy and is a Principal Geologist employed by Measured Group Pty Ltd. Mr Andrew Dawes has sufficient experience that is relevant to the style of mineralisation and type of deposit under consideration and to the activity being undertaken to qualify as a Competent Person as defined in the 2012 Edition of the 'Australasian Code for Reporting of Mineral Resources'. Mr Andrew Dawes consents to the inclusion in the report of the matters based on his information in the form and context in which it appears.

SHN ASX Release, 31st March 2022, "Robust Maiden Resource at Triumph Gold Project". No new information has been collected and all material assumptions remain unchanged.

The information in this report that relates to Mineral Resources at Plateau is based on information compiled and reviewed by Dr Damien Keys, who is a Member of the Australasian Institute of Mining and Metallurgy and a Member of the Australian Institute of Geoscientists (AIG). Dr Keys has sufficient experience that is relevant to the style of mineralisation and type of deposit under consideration and to the activity being undertaken to qualify as a Competent Person as defined in the 2012 Edition of the 'Australasian Code for Reporting of Mineral Resources'. Dr Keys consents to the inclusion in the report of the matters based on his information in the form and context in which it appears.

SHN ASX Release, 20th January 2023, "Consolidation of High Grade Au Prospects RW". No new information has been collected and all material assumptions remain unchanged.

The information in this report that relates to Mineral Resources at Waterloo and Orient is based on information compiled and reviewed by Mr Stuart Hutchin, who is Member of the Australian Institute of Geoscientists (AIG) and is a Principal Geologist employed by Mining One Pty Ltd. Mr Stuart Hutchin has sufficient experience that is relevant to the style of mineralisation and type of deposit under consideration and to the activity being undertaken to qualify as a Competent Person as defined in the 2012 Edition of the 'Australasian Code for Reporting of Mineral Resources'. Mr Stuart Hutchin consents to the inclusion in the report of the matters based on his information in the form and context in which it appears. SHN ASX Release, 8 May 2023

The information in this report that relates to Mineral Resources at Liontown and Liontown East is based on information compiled and reviewed by Mr Peter Carolan, who is a Member of the Australasian Institute of Mining and Metallurgy and was a Principal Geologist employed by Red River Resources Ltd. Mr Peter Carolan has sufficient experience that is relevant to the style of mineralisation and type of deposit under consideration and to the activity being undertaken to qualify as a Competent Person as defined in the 2012 Edition of the 'Australasian Code for Reporting of Mineral Resources'. Mr Peter Carolan consents to the inclusion in the report of the matters based on his information in the form and context in which it appears. SHN ASX Release, 8 May 2023

Corporate Snapshot

Share price

\$0.018

24 August 2023
52 week high \$0.034, low \$0.012

Shares on issue

1,059.7m

24 August 2023

Unlisted options

105.6m

(Ex \$0.03)

Performance Rights

8.5m

Market capitalisation

\$18.0m

24 August 2023

Cash

\$3.3m

As at 30 June 2023

Directors' Investment

\$3.2m



Strong Leadership

Extensive experience in the resources sector, including project acquisition, development and operations



Damien Keys
Managing Director

PhD (Struct. Geo), MAIG

Geologist with over 20 years mining and exploration experience. Led teams to exploration success at Spectrum Metals, Black Cat Syndicate, Silver Lake Resources and Gold Fields Australia.



Alec Pismiris
Non-Exec Chairman
CoSec | CFO

B.Comm, MAICD, FGIA, FCIS

Currently serves as a chairman, director and company secretary of four ASX listed companies as well as a number of unlisted public and private companies. Currently a director, President and CEO of Pacton Gold Inc., a company listed on the TSX Venture Exchange.



Anthony Torresan
Non-Exec Director

Significant experience in capital markets for ASX listed companies and unlisted public companies, providing IR services and assisting boards with development of strategic plans. Antonio has held numerous executive positions where his responsibilities have included strategy, operational management and business development.



Paul Chapman
Non-Exec Director

B.Comm, ACA, Grad. Dip. Tax, MAICD, MAusIMM

Founding Chairman of Silver Lake Resources, directorships with Reliance Mining, Rex Minerals and Avanco Resources. Currently Chairman of Encounter Resources, Black Cat Syndicate, Dreadnought Resources and Meeka Metals.



Les Davis
Non-Exec Director

MSc (Min. Economics)

45 years resource industry experience, founding Managing Director of Silver Lake Resources in 2007, director of Spectrum Metals in 2019 and currently Director of Black Cat Syndicate.

Queensland projects.

Big system potential.

- 01** Large, high-grade Resource with significant low-risk growth potential
- 02** Experienced, successful management team, North Queensland based
- 03** Highly active explorer - 35km of drilling to date, delivered encouraging results
- 04** Big-system, advanced targets in well endowed, under explored districts
- 05** Transformational transaction to consolidate Ravenswood and divest non-core assets



Ravenswood Consolidated

Location and Infrastructure

Large holding in prospective district:

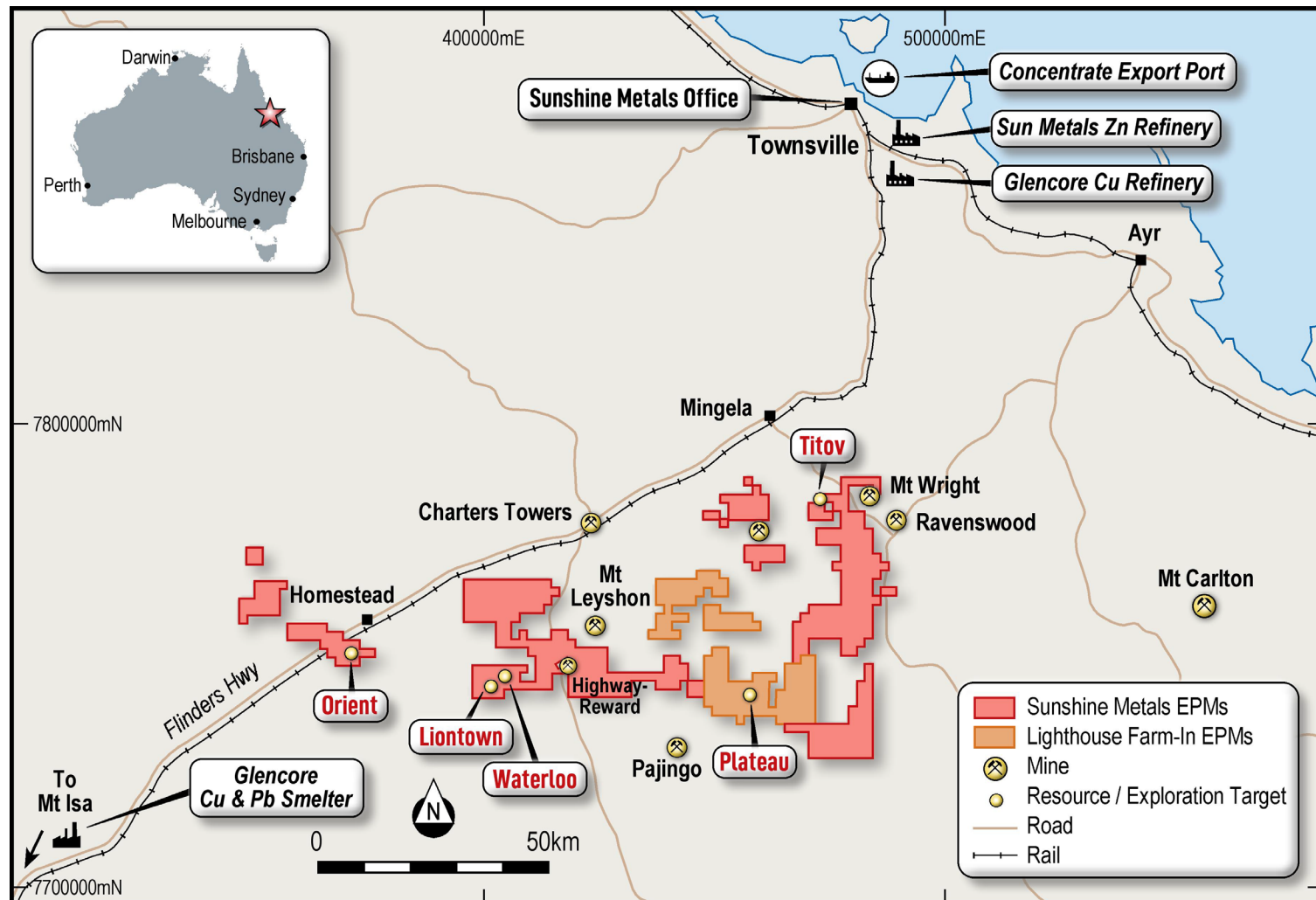
- 20Moz Au and 14Mt Cu-Zn-Au-Pb produced

Townsville facilities:

- SHN head office
- Cu and Zn refineries
- Concentrate export port
- \$75M critical metals common user facility

Through project:

- CuString power corridor
- Rail line Mt Isa (Cu and Zn/Pb smelters)



Ravenswood Consolidation

Building a district presence

Ravenswood West

April 2021

653 sqkm

Expl. Target 5-8Mt @ 0.07–0.12% Mo, 0.28 – 0.44% Cu

\$400k, 1% NSR (Au), 100%

Breccia Au and porphyry
Cu-Mo targets

Lighthouse

January 2023

423 sqkm

50 Koz Au¹

\$2.2m | 3 years | 75%

Farm-In to 50 Koz Au¹
Advanced Au targets

No new information has been collected and all material assumptions remain unchanged from releases cited:

1. Subject to earn in. SHN ASX Release, 20th January 2023, "Consolidation of High-Grade Advanced Au Prospects RW"
2. SHN ASX Release 3rd April 2023 "Transformational transaction – Acquisition of Greater Liontown"
3. SHN ASX Release 21st March 2023 "Shallow, High Grade Titov Cu-Mo Exploration Target, Ravenswood West (100%)"

Greater Liontown

May 2023

684 sqkm

4.94 Mt @ 12.0% ZnEq²

\$3.25m | +\$2m milestones | 100%

Large VMS Resource
Excellent Au and VMS
potential

Ravenswood Consolidated

May 2023

1,760 sqkm

4.94 Mt 50 Koz

@ 12.0% ZnEq²

Au¹

5-8 Mt @ 0.07 – 0.12% Mo,
0.28 – 0.44% Cu
(Expl. Target)³

\$3.65m cash (& \$2.2m spend over 3
yrs, & \$2m production milestone)

Highly prospective
holding in two years

Resource Table

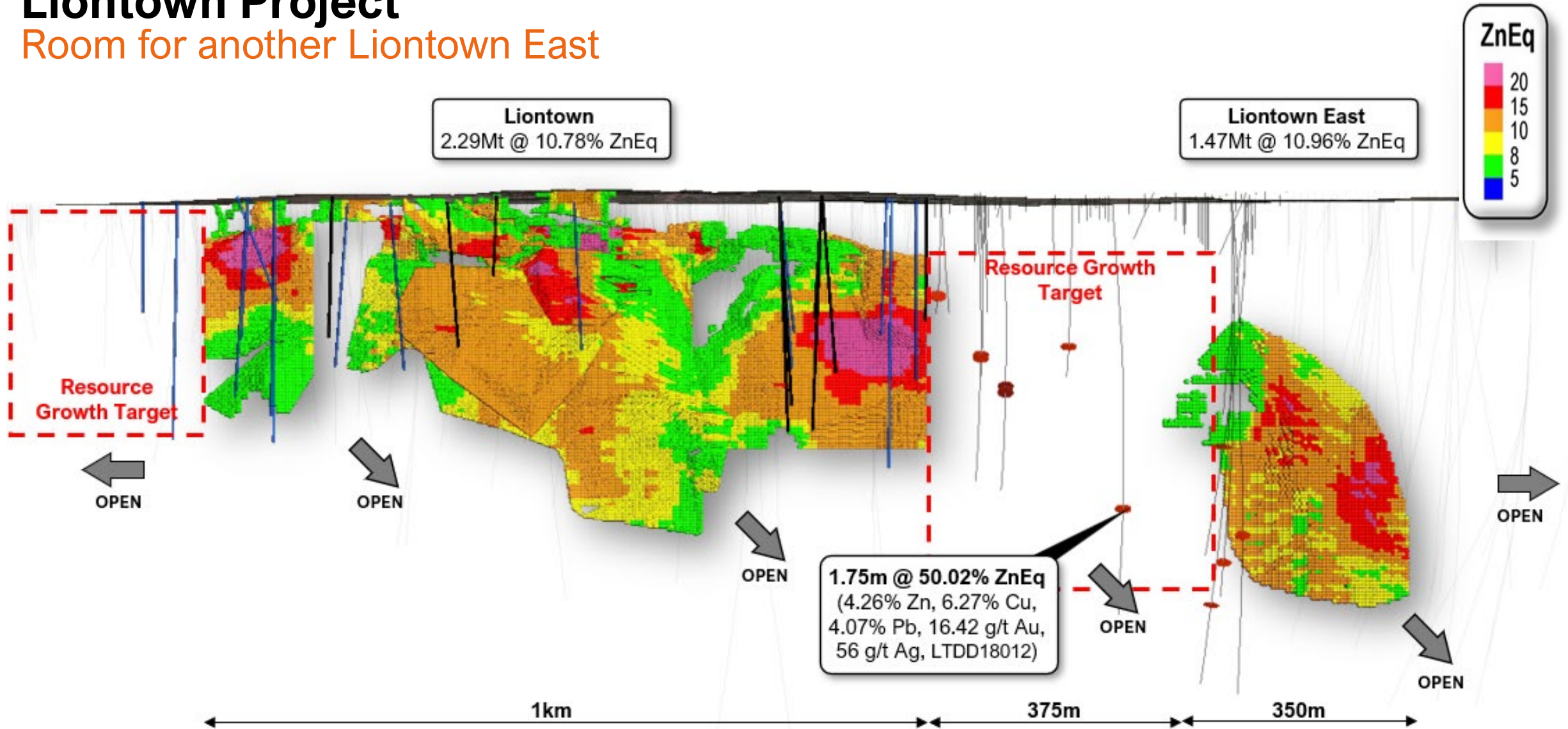
Emerging ASX Base Metals Player – 4.94Mt @ 12.0% ZnEq.

- * Recoverable metal equivalent calculated
- Met testwork indicates recoveries of: Copper 80%, Lead 70%, Zinc 88%, Gold 65%, Silver 65%
- New price assumptions: Copper US\$3.80 / lb, Lead US\$0.90 / lb, Zinc US\$1.10 / lb, Gold US\$1800 / oz, Silver US\$20 / oz
- # SHN earning 75% equity

Prospect	Lease Status	Resource Class	Tonnage (kt)	Copper (%)	Lead (%)	Zinc (%)	Gold (g/t)	Silver (g/t)	Zinc Eq. (%) *	Contained Copper (t)	Contained Lead (t)	Contained Zinc (t)	Contained Gold (Koz)	Contained Silver (Koz)
Liontown Oxide	ML/MLA	Inferred	144	0.6	1.7	1.0	2.1	30	5.76	807	2,427	1,465	10	139
	ML/MLA	Total	144	0.6	1.7	1.0	2.1	30	5.76	807	2,427	1,465	10	139
Liontown	ML/MLA	Indicated	857	0.4	2.2	6.9	1.1	46	11.1	3,688	18,785	59,437	32	1,277
	ML/MLA	Inferred	1436	1.0	1.3	4.6	1.7	23	10.55	13,727	19,290	66,551	80	1,052
		Total	2,293	0.8	1.7	5.5	1.5	32	10.76	17,415	38,076	125,988	111	2,329
Liontown East	ML/MLA	Inferred	1,470	0.5	2.5	7.5	0.7	29	10.96	7,190	37,133	109,862	34	1,378
		Total	1,470	0.5	2.5	7.5	0.7	29	10.96	7,190	37,133	109,862	34	1,378
Waterloo	ML/MLA	Indicated	402	2.6	2.1	13.3	1.4	68	23.4	10,595	8,491	53,596	18	874
	ML/MLA	Inferred	271	0.8	0.8	6.8	0.4	24	9.26	2,093	2,082	18,498	4	207
		Total	673	1.9	1.6	10.7	1.0	50	17.71	12,687	10,573	72,094	21	1,081
Orient	EPM	Indicated	329	1.1	2.5	10.9	0.2	55	15.2	3,517	8,212	35,772	2	581
	EPM	Inferred	32	0.9	2.2	14.5	0.2	51	17.74	273	704	4,640	0	52
		Total	361	1.0	2.5	11.2	0.2	55	15.43	3,790	8,916	40,412	2	633
Total VMS Resource			4,941	0.8	2.0	7.1	1.1	35	11.96	41,889	97,125	349,822	179	5,561
Plateau [#]	EPM	Inferred	961	-	-	-	1.7	10.7		-	-	-	50	329
Triumph	EPM	Inferred	1,808	-	-	-	2.0	-		-	-	-	118	-
Global Resource			7,710							41,889	97,125	349,822	347	5,890

Liontown Project

Room for another Liontown East



Liontown Diamond Drilling

25 unreleased DDHs

- 5,948.6m (25 holes) of drilled but unreleased results - estimated cost of drilling >\$1m
- Multiple intersections in each drill hole
- Au – Cu rich footwall targeted

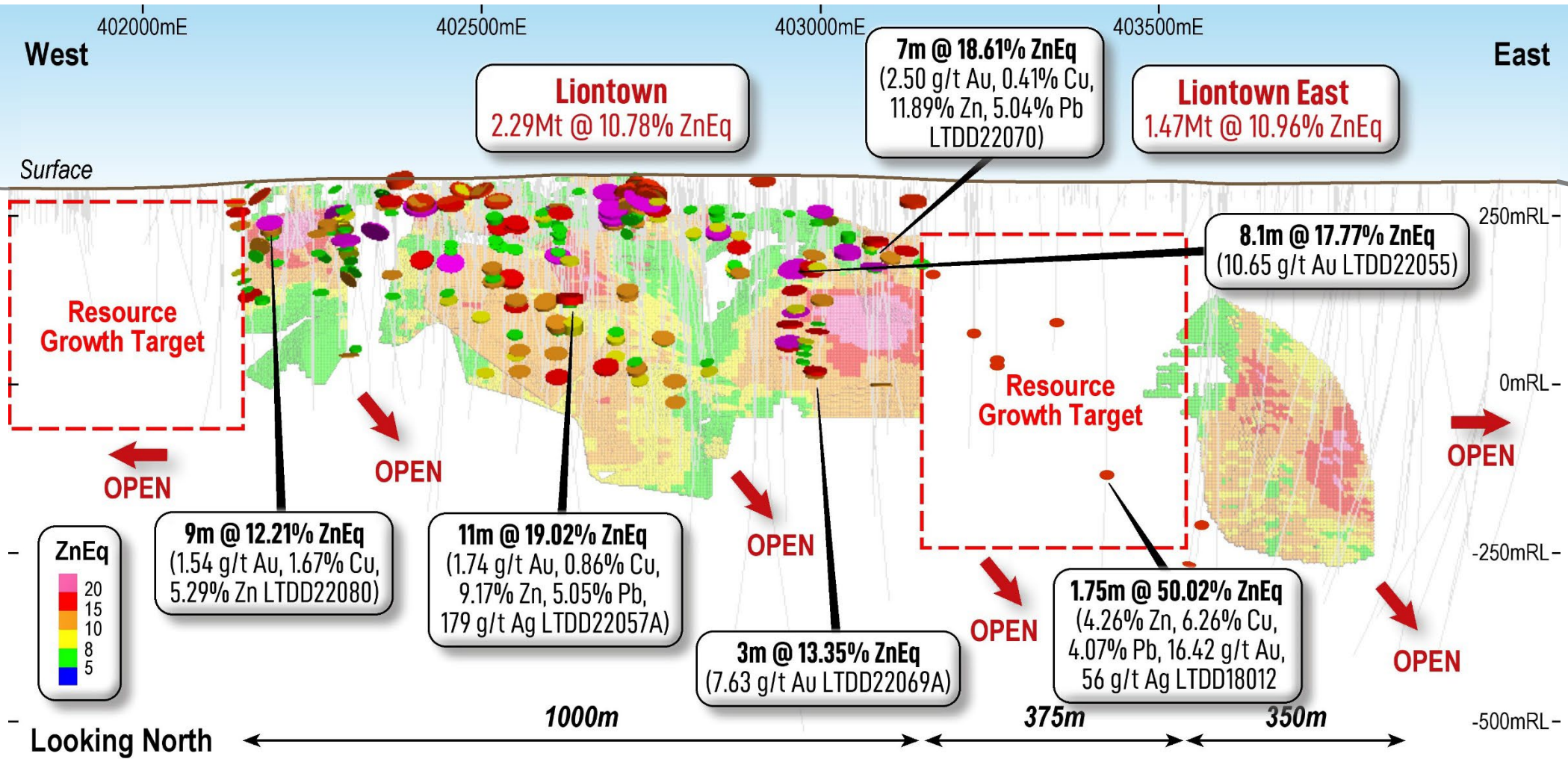


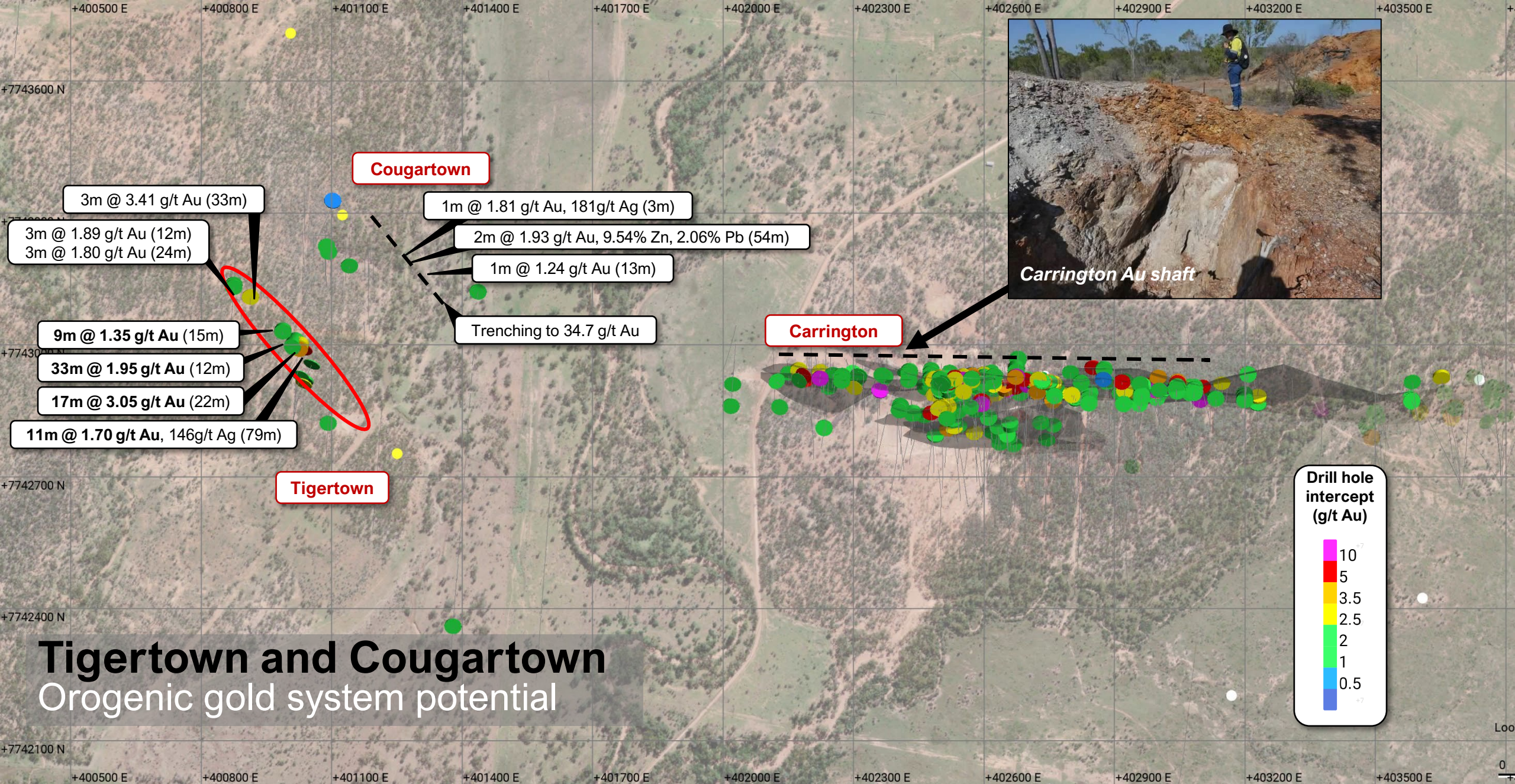
BHID	From	To	Interval	Cu %	Pb%	Zn%	Au (g/t)	Ag (g/t)	%ZnEq	AuEq (g/t)
LTDD22057A	173.4	184.35	11	0.9	5.1	9.2	1.7	179	19.02	7.82
★ LTDD22055	152.2	160.3	8.1	0.2	0.3	0.3	10.7	4	17.77	7.28
★ LTDD22070	94	101	7	0.4	5.0	11.9	2.5	15	18.61	7.62
LTDD22080	79	89.1	9	1.7	1.1	5.3	1.5	20	12.51	5.15
LTDD22074	99	102.9	4	8.3	0.0	0.1	0.2	10	23.20	9.50
★ LTDD22068	73.5	82	8.5	0.4	0.1	0.4	5.5	4	10.17	4.17
LTDD22072	128	136.7	9	1.9	0.6	2.2	1.3	16	9.73	3.99
LTDD22052	288.75	293.7	4.95	5.0	0.6	1.3	0.3	23	15.91	6.52
★ LTDD22054	195	200.3	5	1.4	1.0	2.5	5.0	12	14.46	5.93
LTDD22056	202	207.5	5.5	0.4	2.9	6.2	1.7	150	13.39	5.51
LTDD22061	219.3	223	4	6.5	0.2	0.5	0.6	15	19.56	8.00
LTDD22065	152.82	158.4	5.6	0.3	2.8	6.5	0.9	63	10.47	4.30
LTDD22065	175.75	180.1	4	1.4	1.7	8.6	0.2	23	12.91	5.28
LTDD22074	143.8	151	7.2	1.0	0.7	3.2	0.9	9	7.51	3.07
LTDD22072	58.4	60.6	2	2.3	4.4	7.9	4.4	54	25.22	9.68
LTDD22059	205.45	209.35	3.9	0.5	3.7	7.0	1.2	86	12.88	5.29
LTDD22076	187	194	7	2.1	0.1	0.5	0.0	9	6.33	2.59
LTDD22062	264.1	266.3	2.2	2.0	0.9	2.6	6.7	28	19.50	7.99
★ LTDD22069A	298	301	3	0.3	0.1	0.3	7.6	3	13.35	5.47
LTDD22058	137.45	141.55	4.1	0.4	1.8	7.0	0.3	52	9.73	3.99
LTDD22071	50.6	54.3	4	1.7	2.4	1.1	1.1	107	10.66	4.38
LTDD22075	49	50.85	1.85	0.1	15.7	0.4	5.5	12	15.18	7.50
LTDD22062	257.5	258.7	1	0.4	0.1	0.1	16.3	7	27.28	11.18
★ LTDD22063	213.4	216.5	3.1	0.6	0.0	0.3	4.7	5	9.63	3.95

* Recoverable metal equivalent calculated

Liontown Resource Update

Additional Resource drilling intercepts





Tigertown and Cougartown Orogenic gold system potential

Coronation Cu-Au VMS

Analogous to high-grade Cu-Au
Highway-Reward and DeGrussa mines

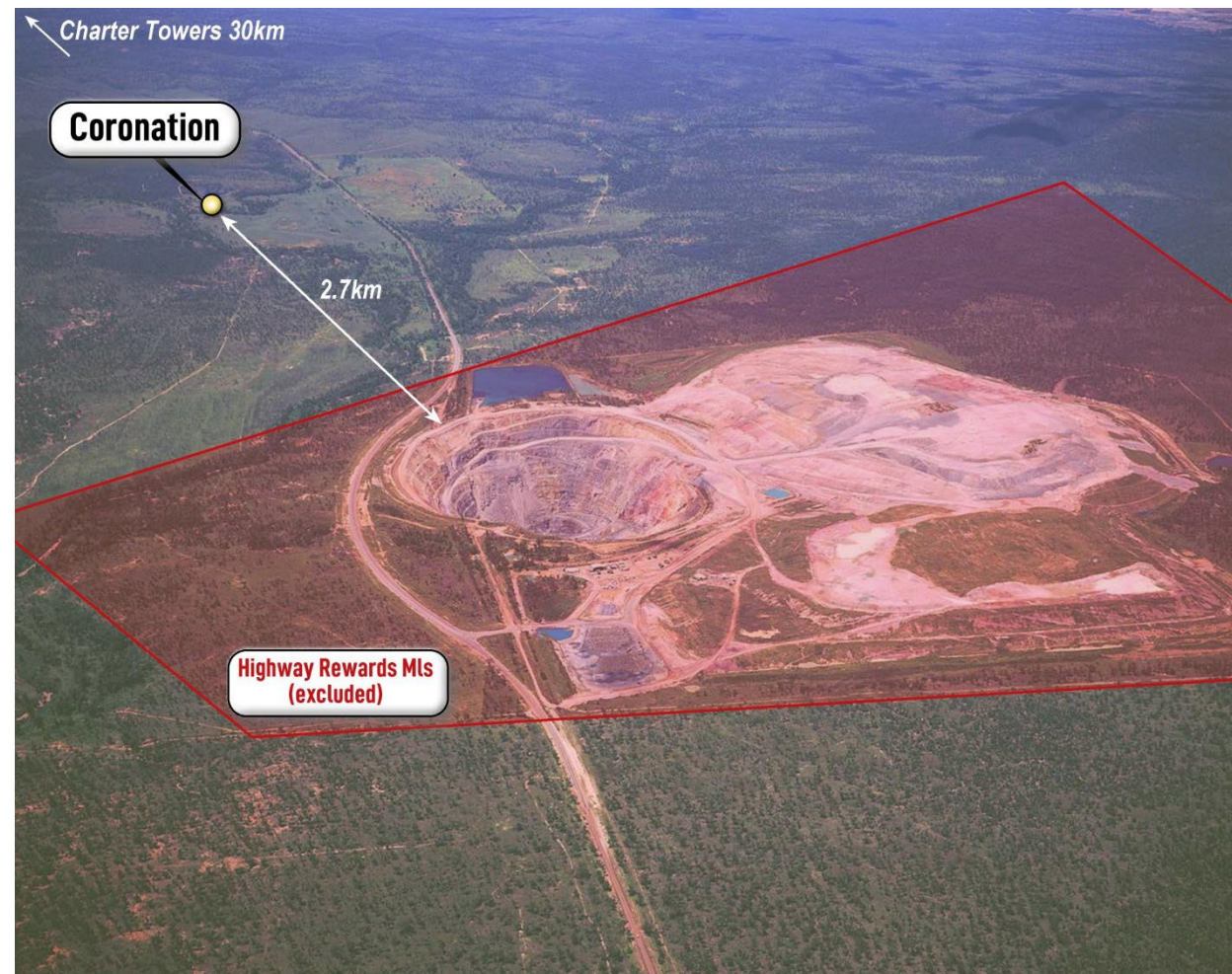
Four distinct pipe-like magnetic and gravity anomalies

2.7km north of Highway-Reward Cu-Au Mine:

- 3.9Mt @ 5.4% Cu, 1.1 g/t Au, mined 1987-2005
- Pipe-like massive sulphide bodies (~100m x 150m x 250m)
- Supergene zone 0.54Mt @ 9.6% Cu, 1.4 g/t Au
- Oxide zone 0.26Mt @ 4.5 g/t Au
- Barite-quartz veining at surface and halo to ore

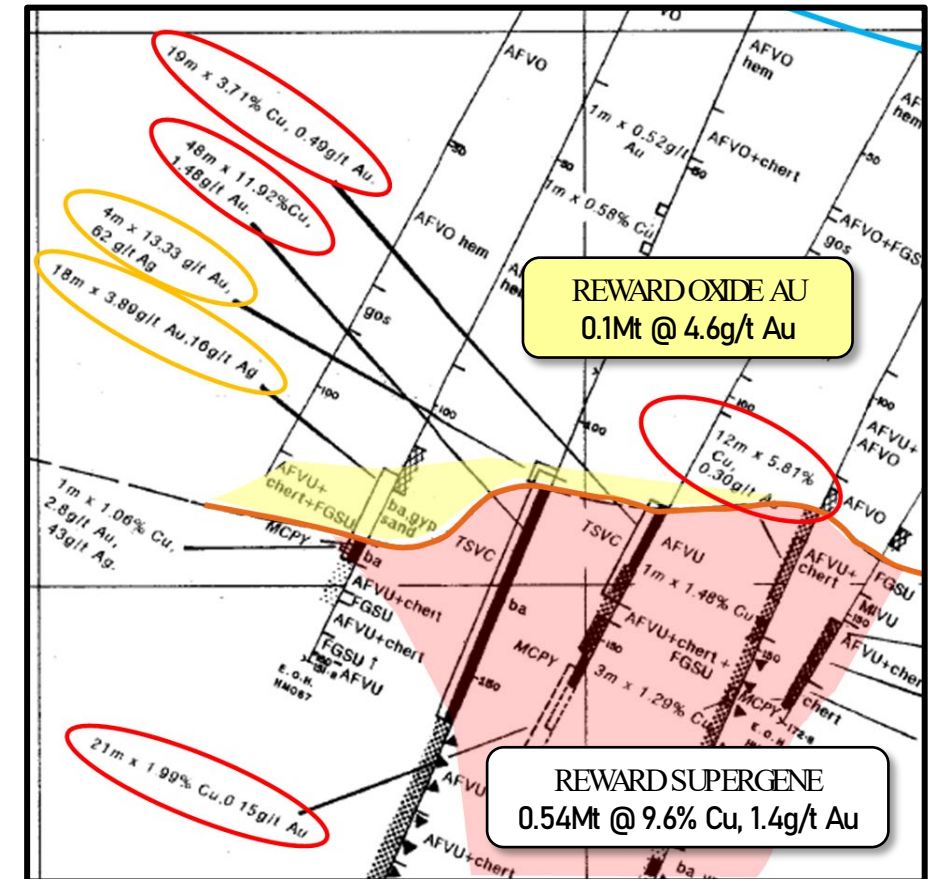
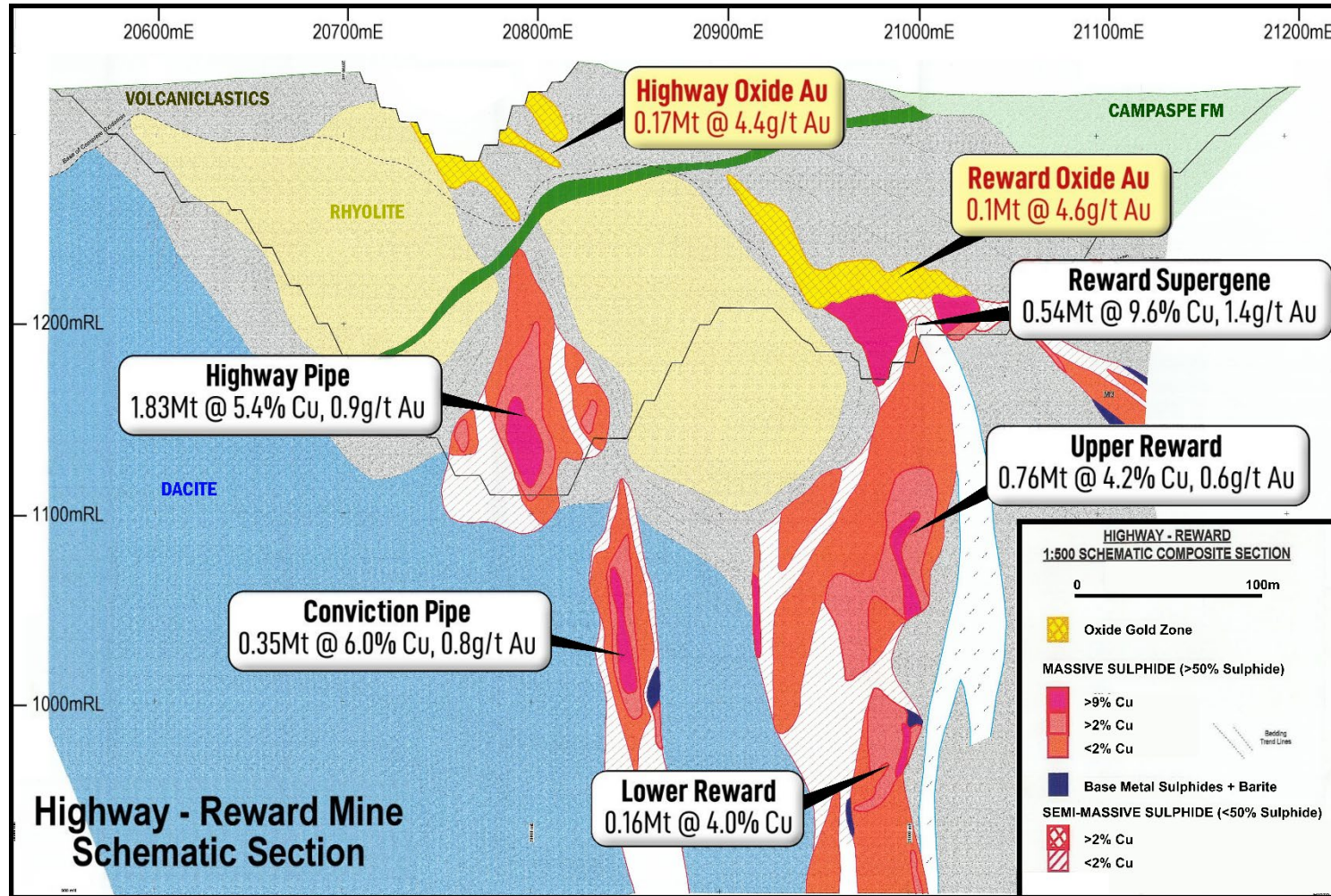
Coronation:

- Historic EM and IP anomalism
- Rock chips to 13.8 g/t Au
- Abundant barite veining
- Zn, Cu, Au soil anomalism
- Gravity defined “pipe-like” anomalies



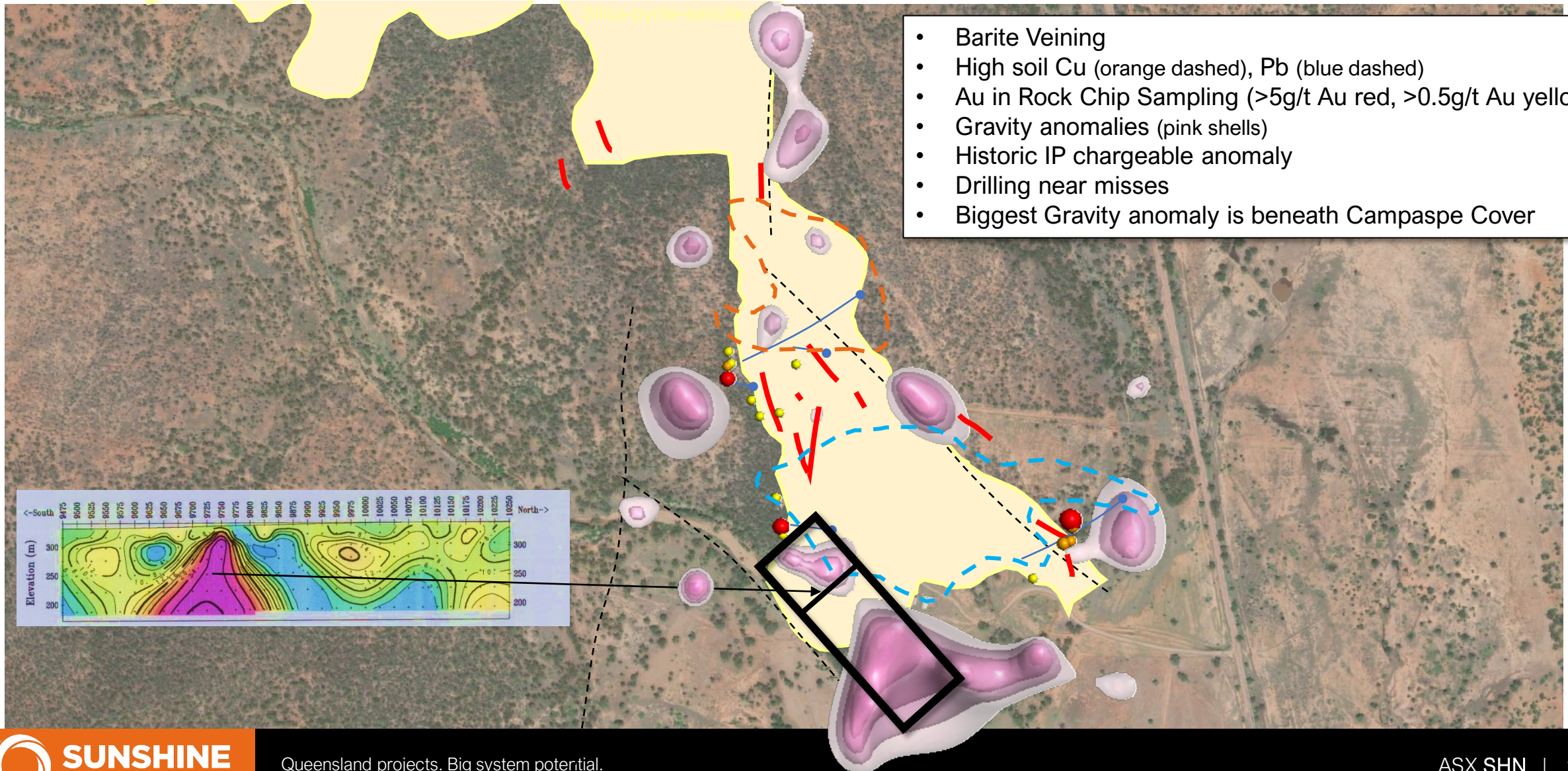
Highway-Reward Pipes

(3.9Mt @ 5.4% Cu, 1.1 g/t Au)



Coronation History

Untested Geochemical & Geophysical Anomalism




Ravenswood West

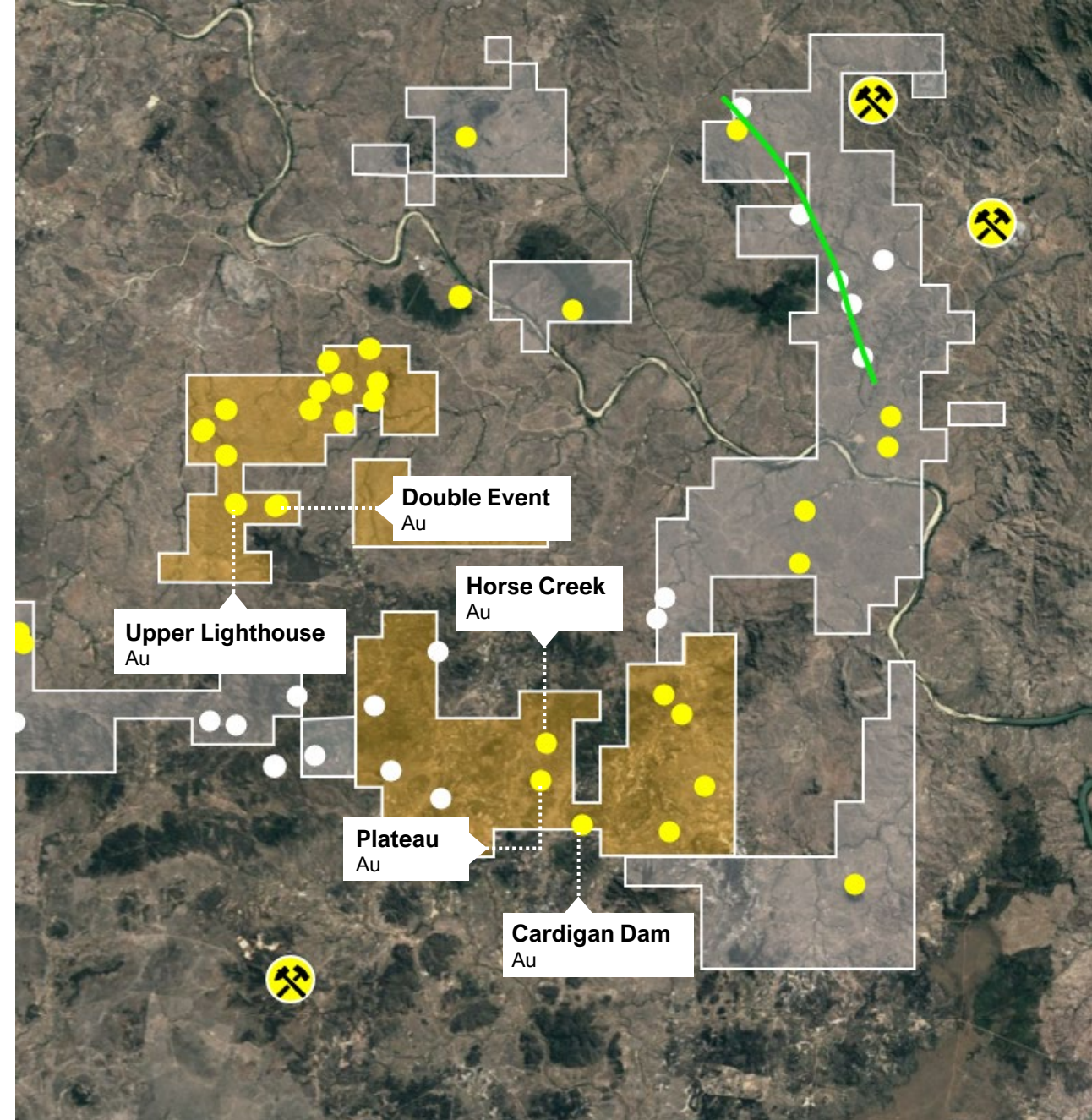
Lighthouse farm-in

Hosts a number of major targets led by Plateau breccia Au, geologically analogous to 1Moz Mt Wright Gold Mine.

- Plateau Resource 50koz @ 1.66g/t Au[#]
- Resource remains open at depth and along strike



Polymictic breccia sample from outcrop on the west end of the Plateau Breccia



Ravenswood West

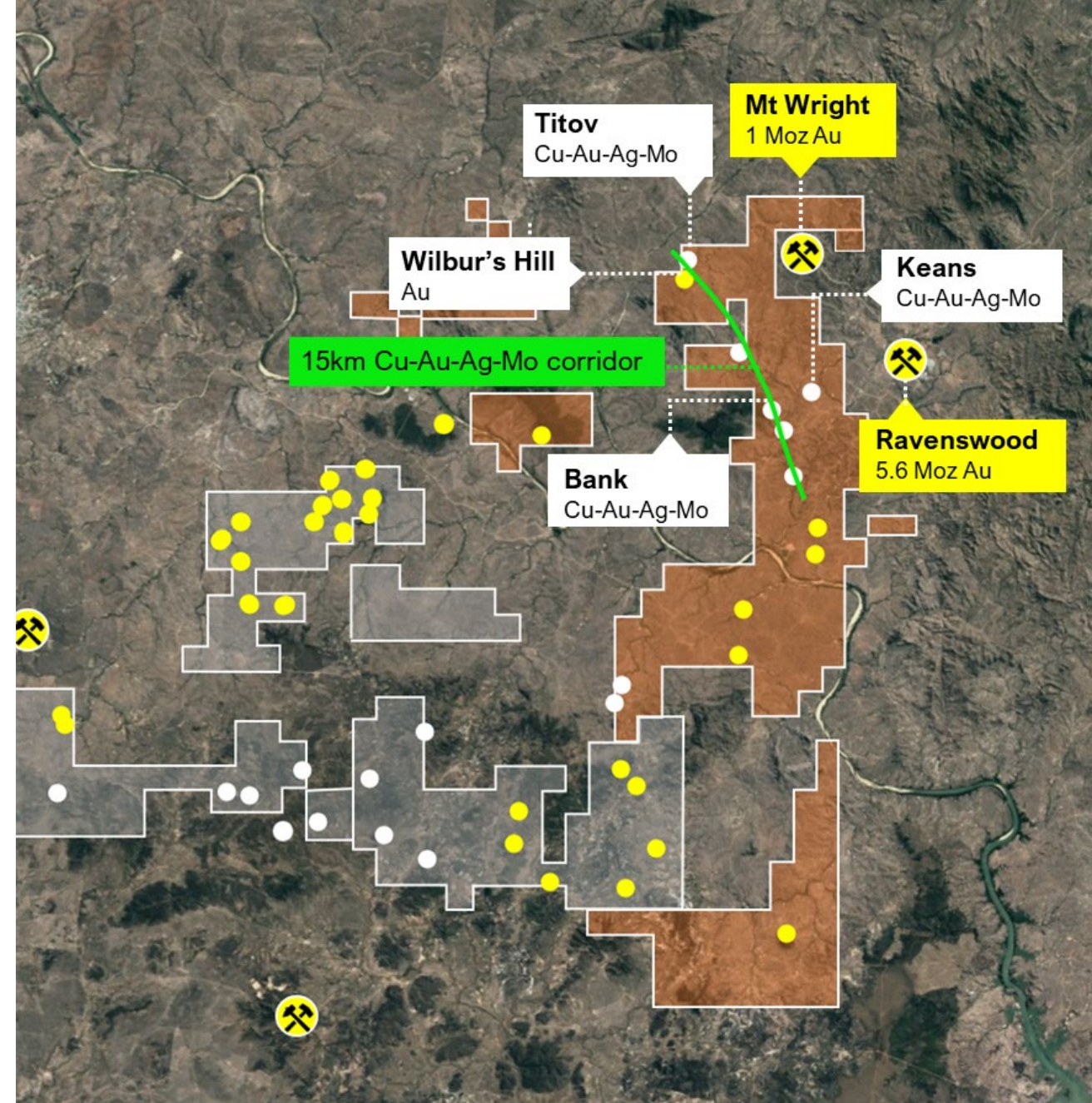
Original tenements

Intrusion related and orogenic Au targets

- **Wilbur's Hill** - Breccia hosted Mt Wright (1Moz) and Mt Leyshon (3.5Moz) analogue.
- Two refined targets to be RC drilled in Sept 2023 quarter.

15km Cu-Au-Mo porphyry corridor targets

- **Titov**: <100m Exploration Target: 5-8Mt @ 0.07-0.12% Mo, 0.28-0.34% Cu.
- **Bank**: from surface, +100m intercepts, soil anomalous porph margin > 3km.
- **Keans**: discrete HG vein system, grades to 4.1% Cu, 6.02g/t Au & 1.1% Mo.
- **Gagarin**: from surface, average drill depth 43m, high-grade Au sampled in fault zones.



Next Six Months High Impact Activity

Big exploration targets and Resource growth

2023 ▶

September -October

Discovery RC Drilling:
Coronation Cu-Au
Tigertown Au
Trooper Creek Au
Wilburs Hill Au

2024 ▶

December

Liontown
Met testwork
Resource upgrade

March

Discovery RC Drilling
3 IP targets

November

Resource Growth:
Drilling Plateau
Prospect

January-February

Resource Growth:
Drilling Liontown Prospect -
Gap Lode & Cu-Au rich
footwall lodes

Queensland projects.

Big system potential.

- 01** Large, high-grade Resource with significant low-risk growth potential
- 02** Experienced, successful management team, North Queensland based
- 03** Highly active explorer - 35km of drilling to date, delivered encouraging results
- 04** Big-system, advanced targets in well endowed, under explored districts
- 05** Transformational transaction to consolidate Ravenswood and divest non-core assets



Contact us

1 / 23 Mackley St, Garbutt, QLD, 4814

+61 8 6245 9828

admin@shnmetals.com.au

www.shnmetals.com.au

LinkedIn www.linkedin.com/company/70551686

Facebook Sunshine Metals Ltd

Twitter #SunshineGold20

ASX SHN

