



ACN: 635 842 143

ASX: CVR

Annual Report for the Year Ended  
30 June 2023

# Contents

Corporate Directory	3
Directors' Report	4
Auditor's Independence Declaration	24
Statement of Profit or Loss and Other Comprehensive Income	25
Statement of Financial Position	26
Statement of Changes in Equity	27
Statement of Cash Flows	28
Notes to the Financial Statements	29
Directors' Declaration	43
Independent Auditor's Report	44
Additional ASX Information	48

# Corporate Directory

## Directors

Ranko Matic	Executive Chairman
Daniel Tuffin	Executive Technical Director
Anthony Keers	Non-Executive Director

## Company Secretary

Damon Cox

## Registered Office

Level 2, 22 Mount Street  
Perth WA 6000  
Telephone: +61 8 6188 8181

## Solicitors Reporting on Title

Mining Access Legal  
Level 1, 1 Adelaide Terrace  
East Perth WA 6004

## Auditors

HLB Mann Judd (WA Partnership)  
Level 4, 130 Stirling Street  
Perth WA 6000

## Share Registry

Automic Pty Ltd  
Level 5, 191 St Georges Terrace  
Perth WA 6000  
Telephone: 1300 288 664

## Stock Exchange

Australian Securities Exchange (ASX)  
Code: CVR

**Cavalier Resources Ltd**  
**Directors' report**  
**30 June 2023**

The Directors present their report, together with the financial statements, on Cavalier Resources Ltd (referred to hereafter as the 'Company' or 'Cavalier') for the financial year ended 30 June 2023.

### **Directors**

The following persons were directors of Cavalier Resources Ltd during the financial year and up to the date of this report, unless otherwise stated:

Ranko Matic  
Daniel Tuffin  
Anthony Keers

### **Principal activities**

During the year, the Company's principal activities included mineral exploration.

### **Dividends**

No dividends were paid or declared during the financial year. No dividend has been recommended.

### **Review of operations**

The loss for the Company after providing for income tax was \$763,706 (2022: \$294,134).

### Highlights

Ella's Rock Li-Au-Ni Project, Forresteria:

- An extensive soil geochemical program (1,810 surficial soil samples covering over 8,000 hectares) discovered anomalous Lithium-Caesium-Tantalum ('LCT') targets at Ella's Rock
- Analysis revealed three LCT bearing geochemical target areas, Hooper, Fitzgerald and Baché, covering a combined 350ha, plus the 12km long Ella's Trend
- Review and planning to ground truth and further test these anomalous LCT targets commenced

Crawford Gold Project, Leonora:

- Initial intermittent bottle roll testing on coarse oxide reverse circulation drill chips completed, with excellent results returning a peak sample gold recovery of 93.2% (**CRC04**) and an average gold recovery of 85.0% over six representative samples
- Column heap leach work commenced with associated agglomeration and percolation testing
- Targeted drone magnetics program was completed with an analysis of the program further highlighting the northern fresh rock 'Miranda' target
- An extensive drilling program on the Crawford Gold Resource was undertaken in September quarter 2022 with 70 holes drilled for a total amount of 5,640 metres
- Assays from this initial drilling program (see ASX release on 3 October 2022) returned high gold grades, including:
  - 22CFRC0001: 9m at 3.84g/t Au from 7m, inc. 4m at 5.57g/t Au from 12m (end of hole 1m at 1.93g/t Au from 59m);
  - 22CFRC0002: 9m at 2.65g/t Au from 31m, inc. 2m at 5.51g/t Au from 33m and 1m at 7.20g/t Au from 39m;
  - 22CFRC0005: 1m at 14.85g/t Au from 25m, 13m at 2.08g/t Au from 37 m, inc. 2m at 6.99g/t Au from 42m, and 2m at 3.24g/t Au from 55m;
  - 22CFRC0011: 4m at 6.17g/t Au from 40m, inc. 1m at 12.85g/t Au from 43m, 7m at 2.35g/t Au from 47m, inc 1m at 4.94g/t Au from 47m and 1m at 5.05g/t Au from 50m, and 3m at 7.56g/t Au from 57m (hole ended in mineralisation);
  - 22CFRC0012: 2m at 11.80g/t Au, inc. 1m at 21.80g/t Au from 33m, 6m at 2.34g/t Au from 54m, inc. 1m at 5.46g/t Au from 58m, 3m at 3.10g/t Au from 70m, 1m at 6.90g/t Au from 75m and 7m at 4.45g/t Au, inc. 1m at 17.55g/t Au from 81m; and
  - 22CFRC0018: 15m at 1.85g/t Au from 42m, inc. 1m at 6.57g/t Au from 47m and 1m at 10.80g/t Au from 51m
- A second reverse circulation ('RC') drill program of 28 holes for 2,381m was undertaken in March quarter 2023

**Cavalier Resources Ltd**  
**Directors' report**  
**30 June 2023**

- Significant intercepts included:
  - 11m at 2.85g/t Au from 71m, inc. 2m at 5.12g/t Au from 71m, and 1m at 8.64g/t Au from 81m (**23CFRC0009**)
  - 7m at 1.35g/t Au from 51m, inc. 1m at 3.16g/t Au from 56m (**23CFRC0014**)
  - 5m at 1.08g/t Au from 77m, inc. 1m at 3.07g/t Au from 81m, and 1m at 1.35g/t Au from 93m (**23CFRC0002**)

Hidden Jewel Project, Kalgoorlie:

- Lease applications were granted, with initial early site exploration scheduled for the second half of 2023

Maleta Creek Project, Leonora:

- New nickel-cobalt focussed project application, Maleta Creek, added to Cavalier Resources' Leonora portfolio
- Cavalier Resources is the sole applicant for the lease, covering an area of 51.2km<sup>2</sup>

Summary

Drilling at the Crawford Gold Project, which was designed to test recently discovered mineralised structures and drone targets, unveiled further resource expansion areas. Follow-up drill holes on the northern Miranda target area confirmed mineralisation continuity on the structure, providing further evidence to support a new ~500m target corridor of mineralisation north of the current Crawford resource connecting to the new Miranda target area. Initial bottle roll tests returned positive results and proof of concept for heap leach extraction, with metallurgical work advancing to the next stage of more detailed heap leach column test work.

Ella's Rock saw the submission of environmental surveys and subsequent approval of a Programme of Works ('PoW') targeting three main geophysical targets suspected to host the potential for gold or nickel mineralisation. E77/2998 was granted, adding another 200km<sup>2</sup> of tenure to the project, while soil sampling discovered three anomalous Lithium-Caesium-Tantalum ('LCT') target areas and the 12km long Ella's Trend.

Leases at the Hidden Jewel Project, north of Kalgoorlie, were granted. The main lease lies north of the active Norton Gold Fields 'Golden Cities' mining centre, situated on the same Golden Cities Granodiorite structure. The project has been lightly explored to date, with the Company planning initial early-stage exploration to begin in the second half of 2023.

During the year, a new nickel-cobalt focussed project application, Maleta Creek, was added to the Company's Leonora portfolio. Covering an area of 51.2km<sup>2</sup>, the Company is the sole applicant of the lease, which is situated immediately south of the historic Waite Kauri Nickel-Cobalt Project area and immediately west of Glencore's Murrin Murrin nickel cobalt operation. An initial desktop review of Maleta Creek highlighted numerous nickel sulphide, nickel laterite and gold targets, along with near surface nickel occurrences that remain largely untested by drilling.

Crawford Gold Project, Leonora

The Company has two gold projects in the Leonora area, Crawford and Gambier Lass North, which consist of 10 exploration licences, a prospecting licence, a miscellaneous licence and a mining lease. The Crawford Gold Deposit, which includes a 117,800oz Au JORC compliant Mineral Resource Estimate ('MRE') is located on the mining lease just 20km east of the Leonora township (see ASX announcement on 5 December 2022).

Based on a combination of 2022 modelling and magnetic drone survey results, the second drill campaign at the Crawford Gold Project was designed to achieve three goals:

1. To further investigate the southern sub-vertical and northern fresh rock mineralised structures discovered in our maiden campaign,
2. Focus on near-resource exploration of new targets resulting from the drone magnetics survey, over the extended Crawford corridor, and
3. Provide samples for metallurgical coarse heap leach test work.

The results were released subsequent to the year end (see ASX announcement on 13 July 2023).

Significant intercepts included:

- 11m at 2.85g/t Au from 71m, inc. 2m at 5.12g/t Au from 71m, and 1m at 8.64g/t Au from 81m (**23CFRC0009**)

- 7m at 1.35g/t Au from 51m, inc. 1m at 3.16g/t Au from 56m (**23CFRC0014**)
- 5m at 1.08g/t Au from 77m, inc. 1m at 3.07g/t Au from 81m, and 1m at 1.35g/t Au from 93m (**23CFRC0002**)

The follow-up drill holes on the northern Miranda target area confirmed mineralisation continuity on the structure to the northeast and southwest, providing further evidence to support a new ~500m target corridor of mineralisation north of the current resource and connecting to the Miranda target (see **Figure 1**).

Further work is now required to test potential mineralisation extensions of the resource along the northern corridor and to the southeast, where heavy rain cancelled drilling of the southern sub-vertical holes, as well as testing of the remaining near-resource geophysical targets upon review.

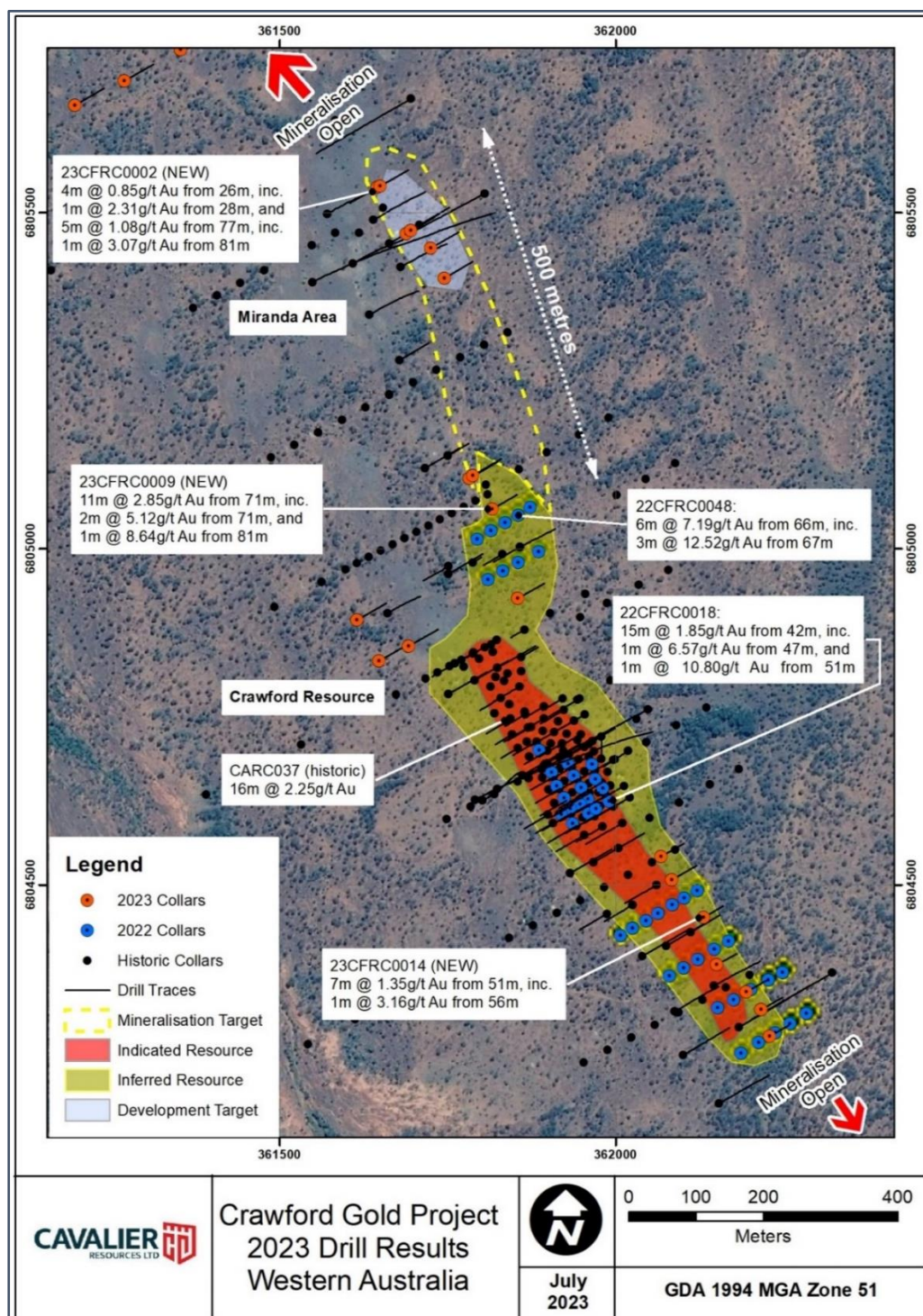


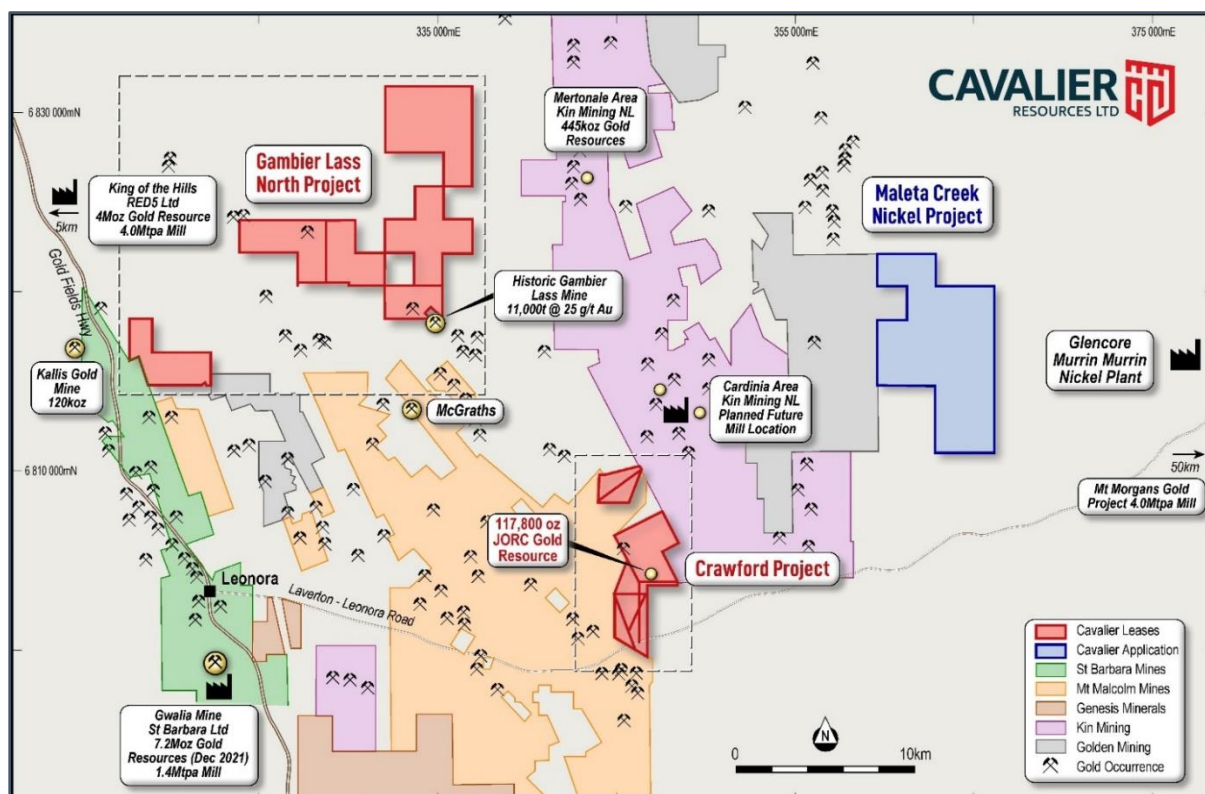
Figure 1: Crawford MRE with Miranda target and newly defined northern mineralisation target corridor



During the year, the Company announced that initial intermittent bottle roll testing on coarse oxide reverse circulation drill chips sourced from the Crawford Gold mineral resource was completed (see ASX release on 26 June 2023).

The portion of Indicated oxide comprises approximately 61% of the current JORC Mineral Resource Estimate ('MRE') (at a 0.5g/t cut-off). Test work returned an average gold recovery of 85.0% from a broad representative set of samples, with a peak recovery of 93.2% for sample CRCO4.

The Company has now commenced the next phase of heap leach focused metallurgical studies, starting column leach, agglomeration, and percolation test work which will provide valuable insights into the heap leaching process and its effectiveness for application to the Crawford Gold Project.



**Figure 2: Leonora Project Area**

The Company's initial drilling campaign at Crawford, completed in September quarter 2022, resulted in an increased MRE and made two discoveries: a southern sub-vertical mineralised zone and northern fresh rock mineralised structure, now named the Miranda Target.

The southern sub-vertical zone was domained and included in the 2022 resource estimate, however Miranda was not as it required further drilling, some of which was carried out this year.

Geological modelling performed during the year noted five domains. Domains 1 to 4 are oxide domains modelled as flat lying supergene zones within the oxidised zone. Domain 5 has been modelled as a sub-vertical mineralised zone based on a series of holes that indicate a vertical structure rather than a flat lying zone. An additional northern fresh rock zone, which was not domained as part of the latest resource modelling was also discovered.

Both zones requires additional drilling to confirm the orientation and extent. See **Figures 3 and 4**.

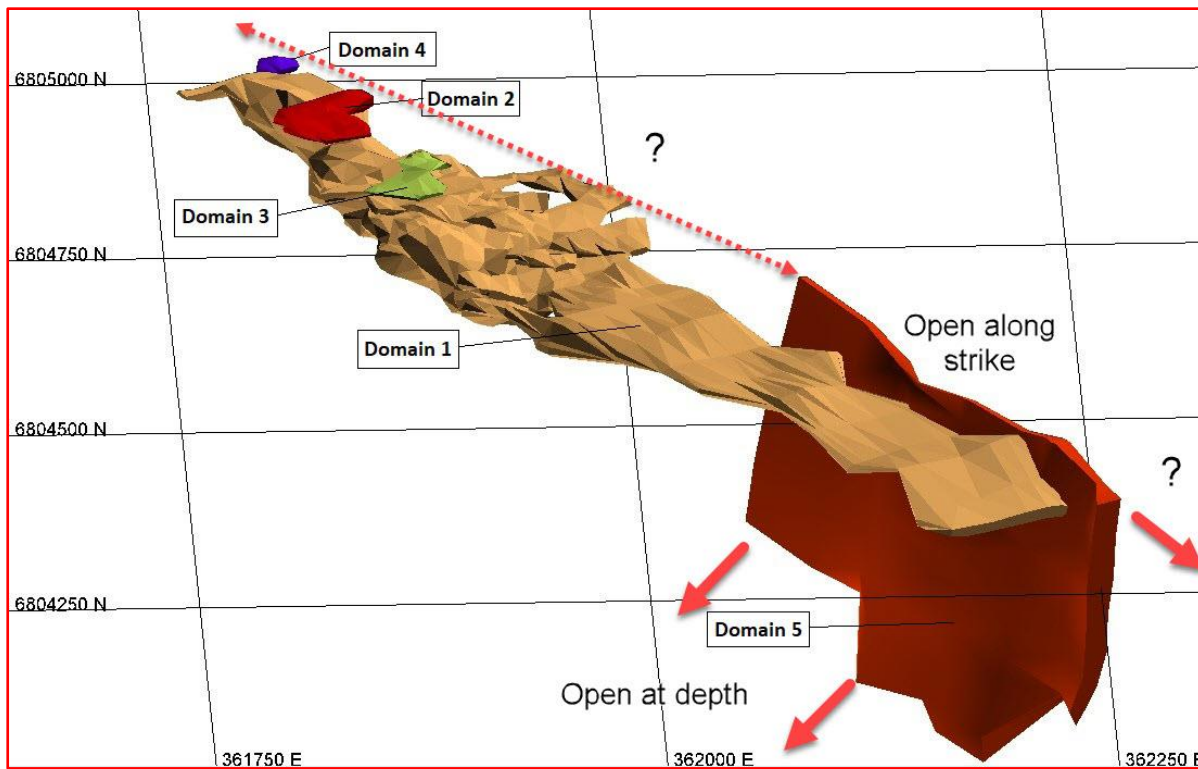


Figure 3: Modelled domains looking north north east. Note, northern fresh rock area is not shown as it remains undomains.

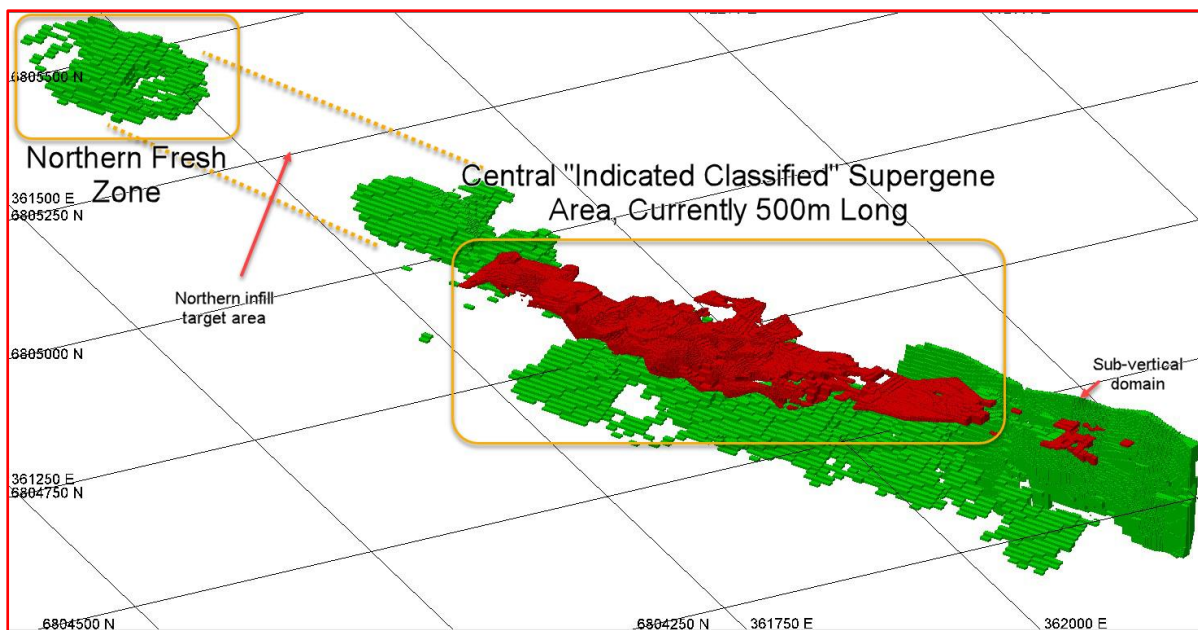


Figure 4: Crawford Resource Model Showing JORC Classifications (Red = Indicated, Green = Inferred) Along With Northern Fresh Zone and Infill Drilling Area



Table 1: 2022 Crawford Mineral Resource Estimate

	Indicated			Inferred			TOTAL		
	Tonnes	Grade	Ounces	Tonnes	Grade	Ounces	Tonnes	Grade	Ounces
0.5g/t Au cut-off	1,154,000	1.0g/t	37,300	2,591,000	1.0g/t	80,600	3,745,000	1.0g/t	117,800
1.0g/t Au cut-off	412,000	1.5g/t	19,600	613,000	1.8g/t	36,300	1,025,000	1.7g/t	55,900

*Some errors may occur in sums due to rounding. For further information, please see the ASX release on 5 December 2022.*

#### Ella's Rock Li-Au-Ni Project, Forresteria

The Ella's Rock Li-Au-Ni Project consists of four exploration licences covering an area to the east of the Forresteria Greenstone Belt which hosts the historic Diggers Rock open pit, Western Areas planned Diggers South underground nickel mine and Cosmic Boy nickel plant, as well as Classic Mineral's new Kat Gap gold mine.

To the north lies Forresteria Resources' lithium target corridor and Wesfarmers' Mt Holland high-grade lithium hydroxide project with the Lake lithium target lying immediately west of the project area.

Surface mapping of the main lease central and southern leases indicates the presence of greenstone lithologies in an area previously interpreted to be predominantly granite. The greater project area is under explored with minimal drilling, providing Cavalier with potentially significant lithium, gold and nickel exposure in the Forresteria region, diversifying and enriching the value of its tenement portfolio outside of the Leonora region.

The main milestone achieved for the quarter at the Ella's Rock Li-Au-Ni Project was the discovery of multiple LCT bearing geochemical anomalies (see ASX announcement on 28 June 2023).

1,810 surficial soil samples covering over 8,000 hectares were taken, uncovering three anomalous LCT targets and trends along the impressive 12km long Ella's Trend target (Hooper, Fitzgerald, and Baché) that have never been drill tested (see **Figure 6**).

The Company will now proceed with further detailed groundwork, review and planning to drill test the LCT bearing targets.

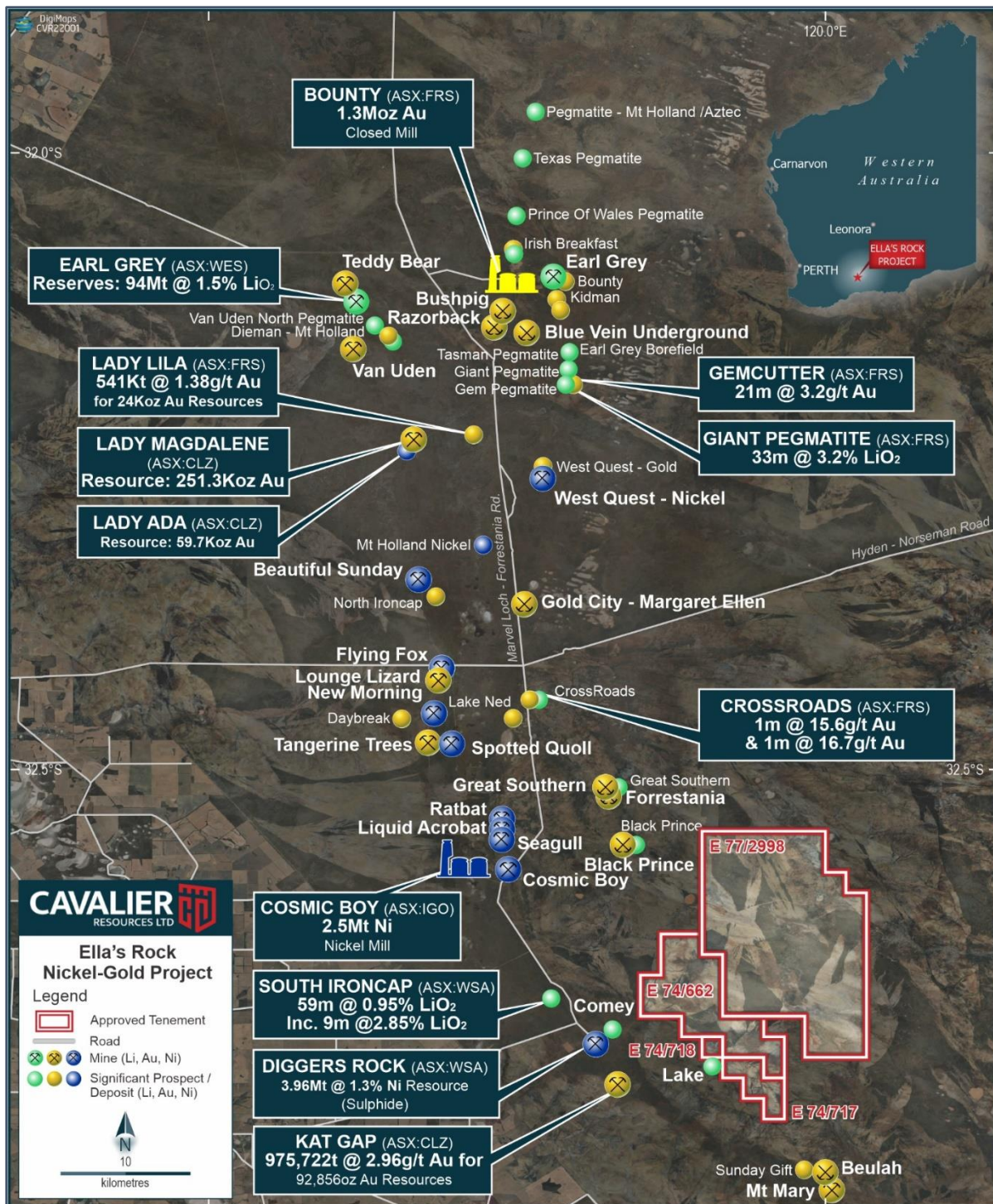


Figure 5: Ella's Rock Li-Au-Ni Project and surrounding area



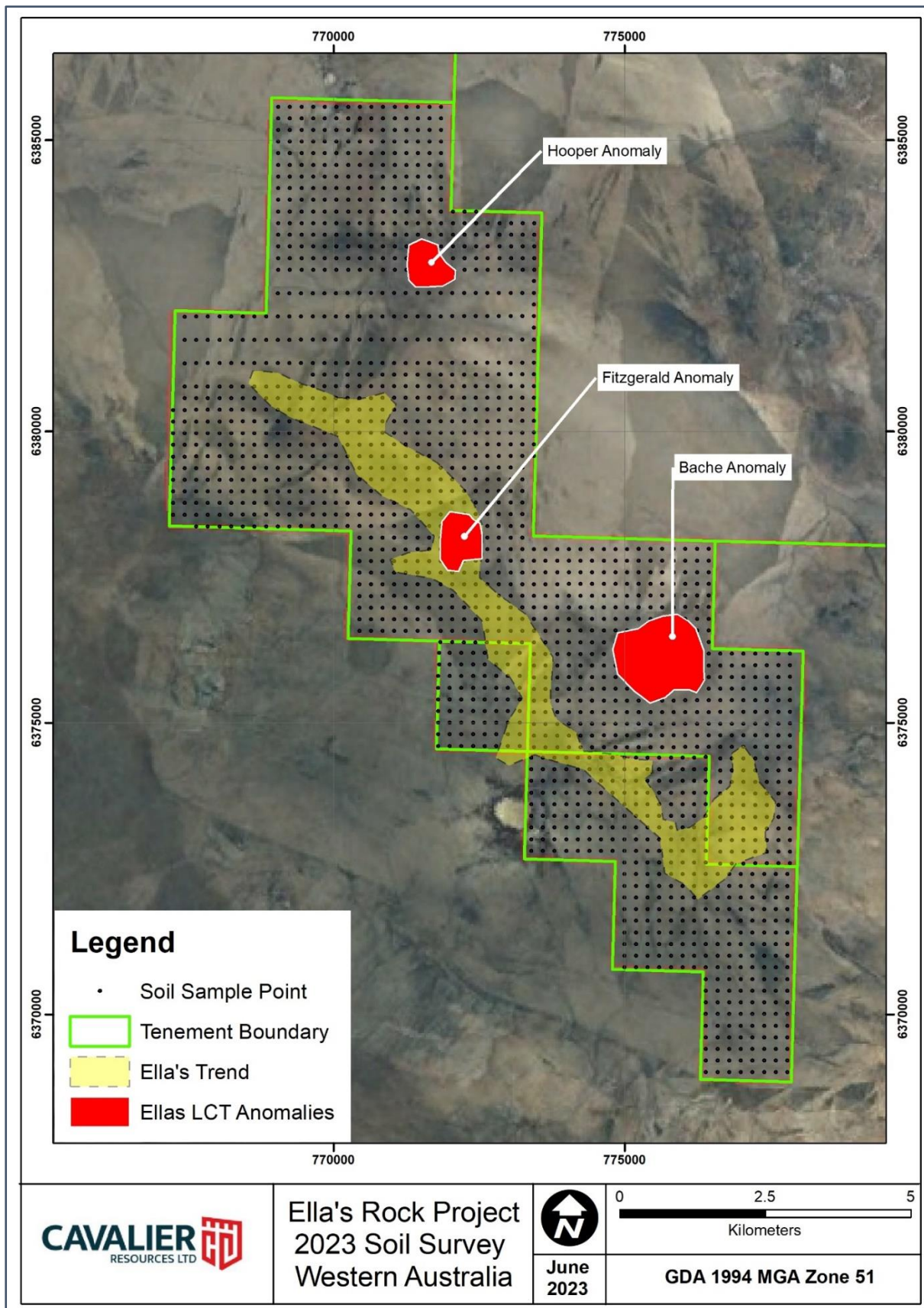


Figure 6: Ella's Rock LCT anomaly areas

#### Hidden Jewel Project, Kalgoorlie

Leases at the Hidden Jewel Project, north of Kalgoorlie, were granted during the year. The main lease lies north of the active Norton Gold Fields 'Golden Cities' mining centre, situated on the same Golden Cities Granodiorite structure.

Historic Reverse Circulation ('RC') and Rotary Air Blast ('RAB') drilling has intersected anomalous gold mineralisation and auger sampling has delineated a low-level gold anomaly. Additional exploration is planned to test this anomaly for primary mineralisation hosted in narrow, quartz/sulphide veins similar to that found south at the Golden Cities projects.

The area has been lightly explored to date, with the Company planning initial early-stage exploration during the year to begin in the second half of 2023.

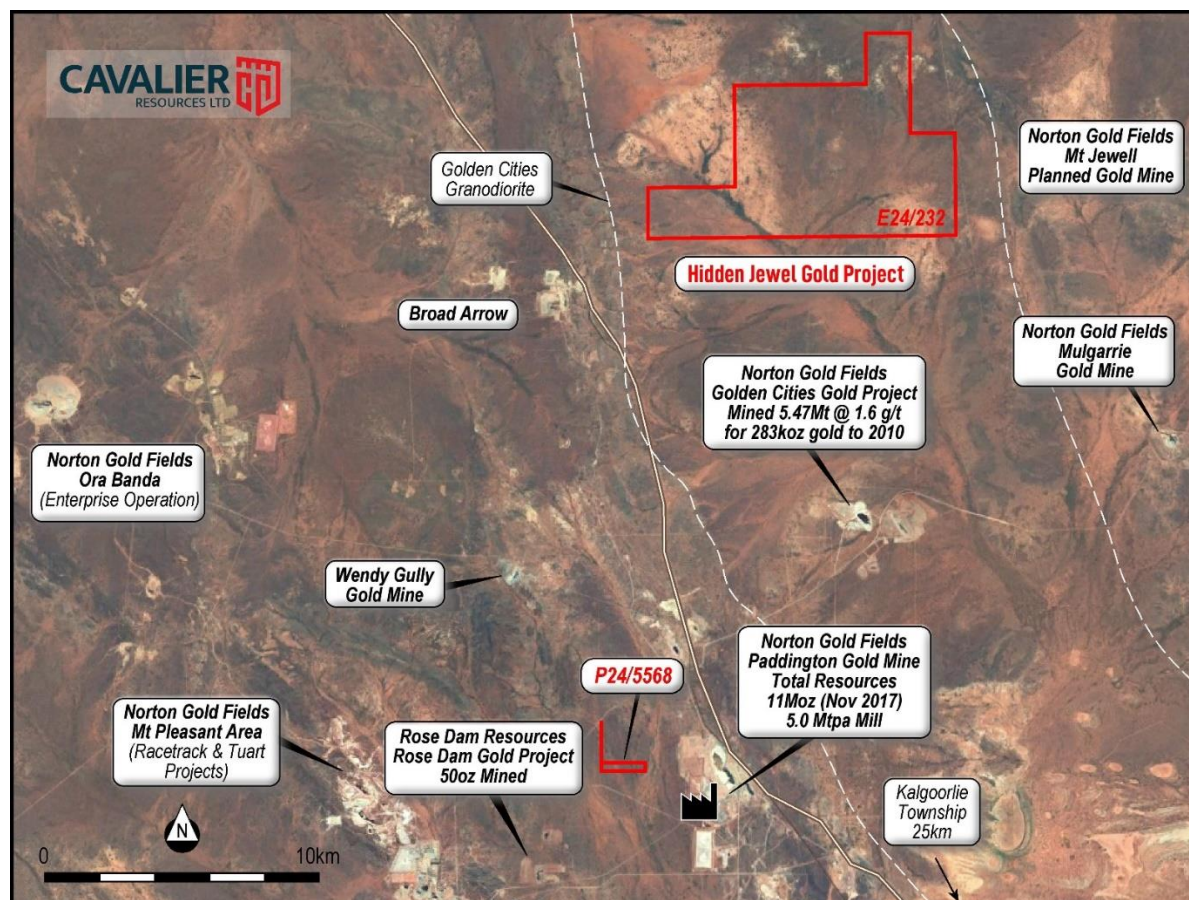


Figure 7: Hidden Jewel Project Area

#### Maleta Creek Project

During the year, a new nickel-cobalt focussed project application, Maleta Creek, was added to the Company's Leonora portfolio. Covering an area of 51.2km<sup>2</sup>, the Company is the sole applicant of the lease, which is situated immediately south of the historic Waite Kauri Nickel-Cobalt Project area and immediately west of Glencore's Murrin Murrin nickel cobalt operation. An initial desktop review of Maleta Creek highlighted numerous nickel sulphide, nickel laterite and gold targets, along with near surface nickel occurrences that remain largely untested by drilling.

Open file data sourced from the Department of Mines, Industry Regulation and Safety (DMIRS) indicates the presence of substantial strike length of ultramafic volcanics, prospective for nickel mineralisation, within the Maleta Creek Nickel Project application area.

The most recent exploration for nickel, cobalt and PGE's across the application area was carried out by ASX listed Celsius Resources Limited (ASX:CLA). Celsius' exploration efforts focussed on the potential for nickel sulphide mineralisation, completing a high-resolution aeromagnetic survey and a ground EM survey during



their tenure. Two main areas of interest were defined – the “Corkscrew Target” and the “Central Target” (see Figure 8) in addition to the earlier “Kaikoura Target” – however, no drilling was ever carried out. The tenement area is also covered by recent alluvial cover which would mask any laterite formed by weathering of these units (see Figure 9).

The Company is currently compiling data from all historical exploration with the aim of integrating the geochemical, geophysical and drilling data into a single dataset to enable work programmes to be designed for immediate implementation once the tenement application is granted. For further information, please refer to the ASX release on 4 April 2023.

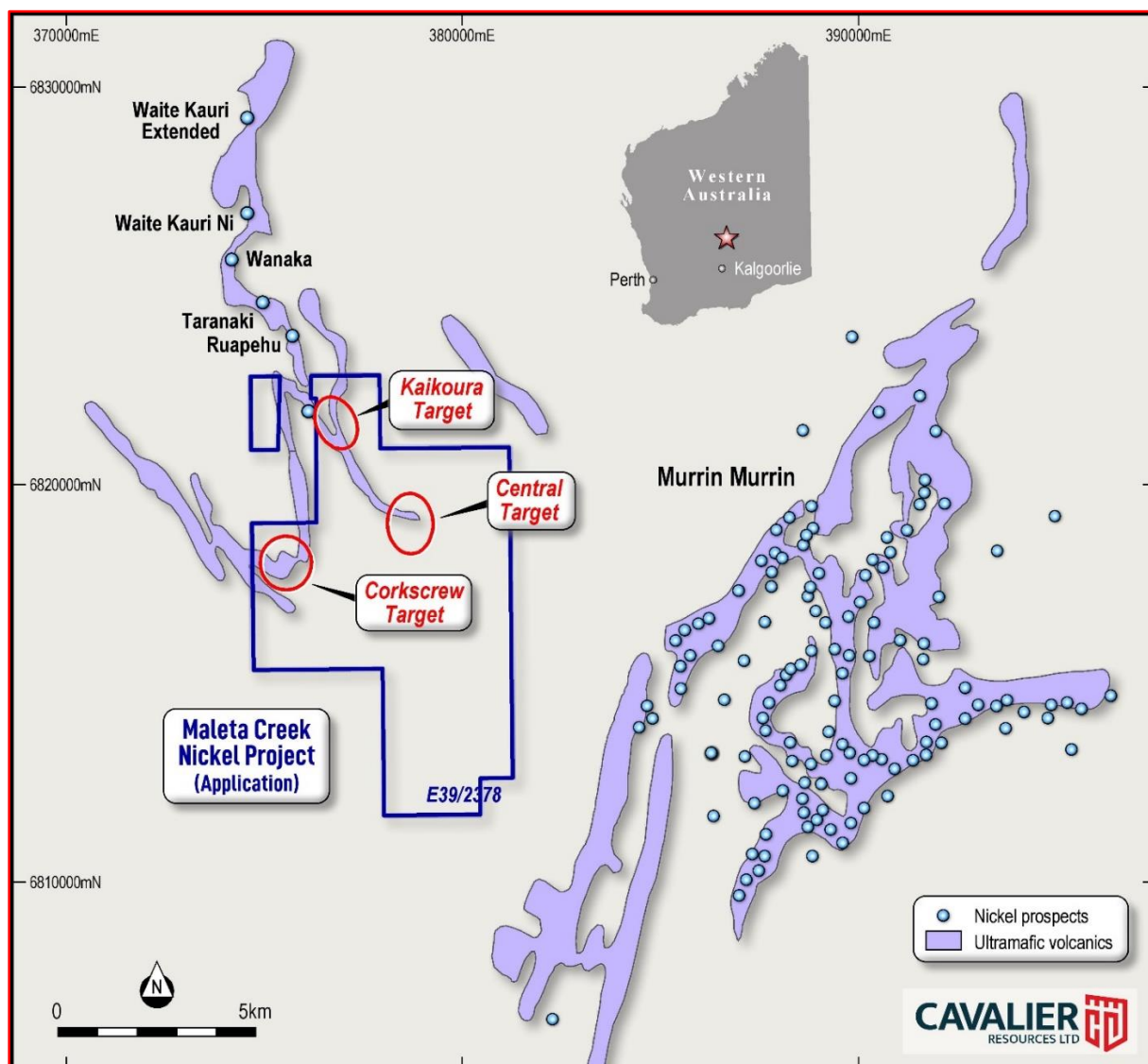


Figure 8: Maleta Creek Project Application Area Displaying Ultramafic Targets



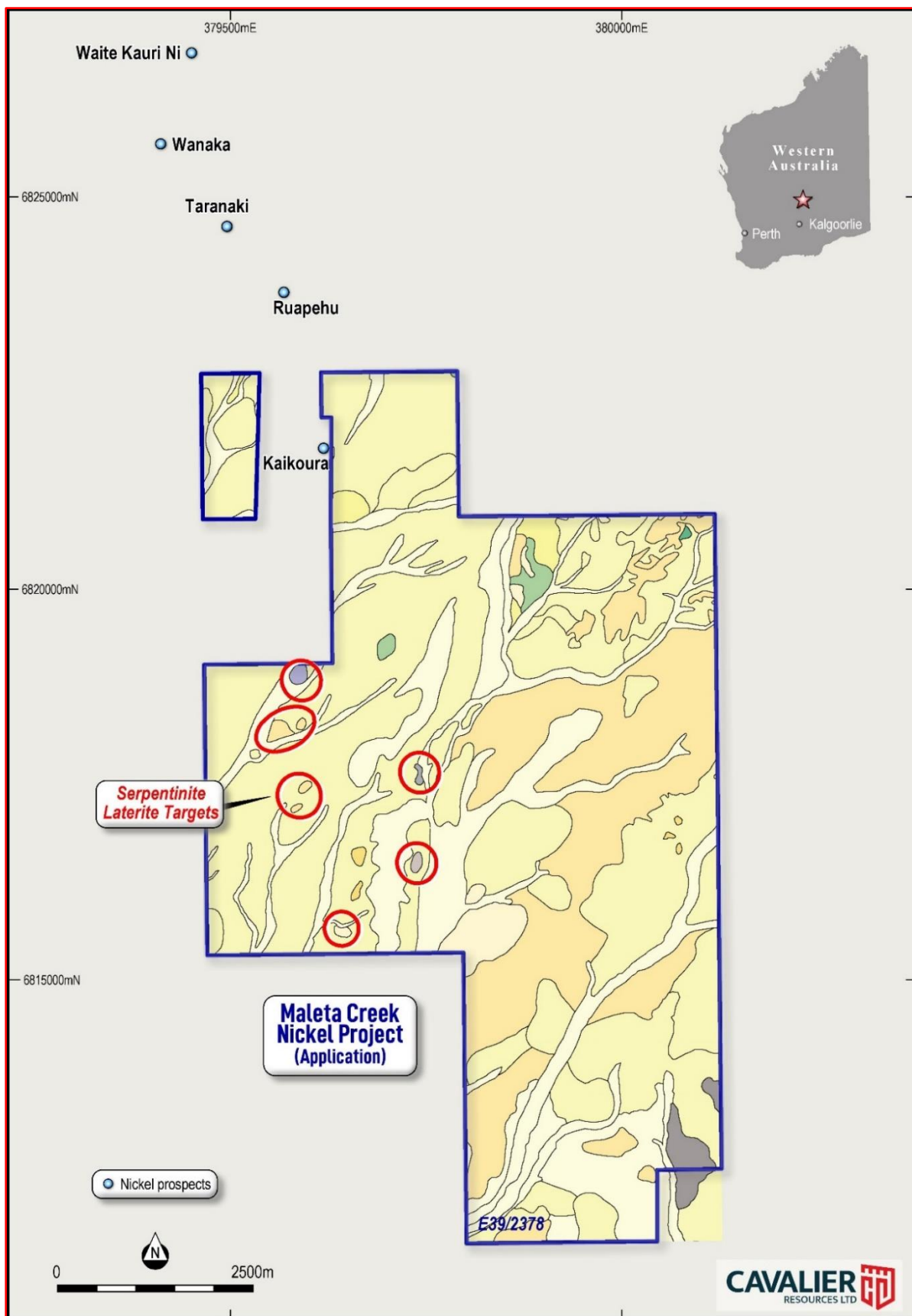


Figure 9: Maleta Creek Nickel Project Application Displaying Mapped Near Surface Serpentinite Targets over Surface Geology

Competent Person Statement

*The information in this announcement relating to geology and Exploration Results is based on information compiled, reviewed and assessed by Mr. Paddy Reidy, who is a Member of the Australasian Institute of Mining and Metallurgy. Mr. Reidy is a consultant to the Company and has sufficient experience which is relevant to the style of mineralisation and type of deposit under consideration and to the activity which he is undertaking to qualify as a Competent Person as defined by the 2012 Edition of the Australasian Code for reporting of Exploration Results, Mineral Resources and Ore Reserves (JORC Code).*

*The scientific or technical information in this report that relates to metallurgical testwork and mineral processing for oxide mineralisation is based on information compiled or approved by Randall Pyper. Randall Pyper is an employee of Kappes, Cassiday & Associates Australia Pty Ltd and is considered to be independent of Cavalier Resources. Randall Pyper is a Fellow of the Australasian Institute of Mining and Metallurgy and has sufficient experience which is relevant to the commodity, style of mineralisation under consideration and activity which he is undertaking to qualify as a Qualified Person under National Instrument 43-101.*

*The information in this announcement that relates to the Mineral Resources estimate is based on information compiled by Richard Maddocks, a Competent Person who is a Fellow of The Australasian Institute of Mining and Metallurgy. Richard Maddocks is employed by Auranmore Consulting, an independent consultant to Cavalier Resources Limited. Richard Maddocks has sufficient experience that is relevant to the style of mineralisation and type of deposit under consideration and to the activity being undertaken to qualify as a Competent Person as defined in the 2012 Edition of the 'Australasian Code for Reporting of Exploration Results, Mineral Resources and Ore Reserves'.*

*The Company confirms that it is not aware of any new information or data that materially affects the information included in the original market announcement and, in the case of estimates of Mineral Resources or Ore Reserves, that all material assumptions and technical parameters underpinning the estimates in the relevant market announcement continue to apply and have not materially changed. The Company confirms that the form and context in which the Competent Person's findings are presented have not been materially modified from the original market announcement.*

**Material business risks**

The Company's exploration and evaluation operations will be subject to the normal risks of mineral exploration. The material business risks that may affect the Company are summarised below.

*Future capital raisings*

The Company's ongoing activities may require substantial further financing in the future. The Company will require additional funding to continue its exploration and evaluation operations on its projects with the aim to identify economically mineable reserves and resources. Any additional equity financing may be dilutive to shareholders, may be undertaken at lower prices than the current market price and debt financing, if available, may involve restrictive covenants which limit the Company's operations and business strategy. Although the Directors believe that additional capital can be obtained, no assurances can be made that appropriate capital or funding, if and when needed, will be available on terms favourable to the Company or at all. If the Company is unable to obtain additional financing as needed, it may be required to reduce, delay or suspend its operations and this could have a material adverse effect on the Company's activities and could affect the Company's ability to continue as a going concern.

*Exploration risk*

The success of the Company depends on the delineation of economically mineable reserves and resources, access to required development capital, movement in the price of commodities, securing and maintaining title to the Company's exploration and mining tenements and obtaining all consents and approvals necessary for the conduct of its exploration activities. Exploration on the Company's existing tenements may be unsuccessful, resulting in a reduction in the value of those tenements, diminution in the cash reserves of the Company and possible relinquishment of the tenements. The exploration costs of the Company are based on certain assumptions with respect to the method and timing of exploration. By their nature, these estimates and assumptions are subject to significant uncertainties and, accordingly, the actual costs may materially differ from these estimates and assumptions.

Accordingly, no assurance can be given that the cost estimates and the underlying assumptions will be realised in practice, which may materially and adversely affect the Company's viability. If the level of operating expenditure required is higher than expected, the financial position of the Company may be adversely affected.

*Feasibility and development risks*

It may not always be possible for the Company to exploit successful discoveries which may be made in areas in which the Company has an interest. Such exploitation would involve obtaining the necessary licences or clearances from relevant authorities that may require conditions to be satisfied and/or the exercise of discretions by such authorities. It may or may not be possible for such conditions to be satisfied. Further, the decision to proceed to further exploitation may require participation of other companies whose interests and objectives may not be the same as the Company's. There is a complex, multidisciplinary process underway to complete a feasibility study to support any development proposal. There is a risk that the feasibility study and associated technical works will not achieve the results expected. There is also a risk that, even if a positive feasibility study is produced, the project may not be successfully developed for commercial or financial reasons.

*Regulatory risk*

The Company's operations are subject to various Commonwealth, State and Territory and local laws and plans, including those relating to mining, prospecting, development permit and licence requirements, industrial relations, environment, land use, royalties, water, native title and cultural heritage, mine safety and occupational health. Approvals, licences and permits required to comply with such rules are subject to the discretion of the applicable government officials.

No assurance can be given that the Company will be successful in maintaining such authorisations in full force and effect without modification or revocation. To the extent such approvals are required and not retained or obtained in a timely manner or at all, the Company may be limited or prohibited from continuing or proceeding with exploration. The Company's business and results of operations could be adversely affected if applications lodged for exploration licences are not granted. Mining and exploration tenements are subject to periodic renewal. The renewal of the term of a granted tenement is also subject to the discretion of the relevant Minister. Renewal conditions may include increased expenditure and work commitments or compulsory relinquishment of areas of the tenements comprising the Company's projects. The imposition of new conditions or the inability to meet those conditions may adversely affect the operations, financial position and/or performance of the Company.

*Mineral resource estimate risk*

Mineral resource estimates are expressions of judgement based on knowledge, experience and industry practice. These estimates were appropriate when made but may change significantly when new information becomes available. There are risks associated with such estimates. Mineral resource estimates are necessarily imprecise and depend to some extent on interpretations, which may ultimately prove to be inaccurate and require adjustment. Adjustments to resource estimates could affect the Company's future plans and ultimately its financial performance and value. Nickel-cobalt price fluctuations, as well as increased production costs or reduced throughput and/or recovery rates, may render resources containing relatively lower grades uneconomic and may materially affect resource estimations.

*Environmental risk*

The operations and activities of the Company are subject to the environmental laws and regulations of Australia. As with most exploration projects and mining operations, the Company's operations and activities are expected to have an impact on the environment, particularly if advanced exploration or mine development proceeds. The Company attempts to conduct its operations and activities to the highest standard of environmental obligation, including compliance with all environmental laws and regulations. The Company is unable to predict the effect of additional environmental laws and regulations which may be adopted in the future, including whether any such laws or regulations would materially increase the Company's cost of doing business or affect its operations in any area. However, there can be no assurances that new environmental laws, regulations or stricter enforcement policies, once implemented, will not oblige the Company to incur significant expenses and undertake significant investments which could have a material adverse effect on the Company's business, financial condition and performance.

*Availability of equipment and contractors*

Prior to the COVID-19 pandemic, appropriate equipment, including drill rigs, was in short supply. There was also high demand for contractors providing other services to the mining industry. The COVID-19 pandemic only served to exacerbate these issues. Consequently, there is a risk that the Company may not be able to source all the equipment and contractors required to fulfil its proposed activities. There is also a risk that hired contractors may underperform or that equipment may malfunction, either of which may affect the progress of the Company's activities.

**Significant changes in the state of affairs**

There were no significant changes in the state of affairs of the Company during the financial year.

**Matters subsequent to the end of the financial period**

There have been no matters or circumstances that have arisen since 30 June 2023 that have significantly affected, or may significantly affect the Company's operations, the results of those operations, or the Company's state of affairs in future financial years.

**Likely developments and expected results of operations**

Information on likely developments in the operations of the Company and the expected results of operations have not been included in this report because the directors believe it would be likely to result in unreasonable prejudice to the Company.

**Environmental regulation**

The Company is not subject to any significant environmental regulation under Australian Commonwealth or State law.

**Information on Directors**

Name:	Ranko Matic
Title:	<b>Executive Chairman</b>
Qualifications, experience and expertise:	<i>B.Bus, CA</i>

Mr. Ranko Matic is a Chartered Accountant with over 30 years' experience in the areas of financial and executive management, accounting, audit, business and corporate advisory. Mr. Matic is a director of a chartered accounting firm and a corporate advisory company based in Perth, Western Australia and has specialist expertise and exposure in areas of audit, corporate services, due diligence, mergers and acquisitions, and valuations. Through these positions Mr. Matic has been involved in an advisory capacity to over 40 initial public offerings and other re-capitalisations and re-listings of ASX companies in the last 20 years.

Mr. Matic is currently a director of ASX listed companies Lycaon Resources Limited (ASX:LYN) (appointed 10 February 2021) and Panther Metals Ltd (ASX:PNT) (appointed 27 January 2021) and NASDAQ listed company Locafy Limited (appointed 23 June 2022). Mr. Matic was a Non-Executive Director of ASX listed company Australian Gold and Copper Limited for the period 4 November 2020 - 12 August 2022. Mr. Matic resigned as Non-Executive Director of Argosy Minerals Limited on 3 September 2021. Mr. Matic is a director of East Energy Resources Limited (appointed 13 July 2007) which was an ASX Listed Company up until 19 September 2022. Mr. Matic has acted as chief financial officer and company secretary for companies in both the private and public listed sectors and continues to hold various roles in this capacity with publicly listed companies.

Mr. Matic has been a director of Cavalier since 24 April 2020.

**Cavalier Resources Ltd**  
**Directors' report**  
**30 June 2023**

Name:  
Title:  
Qualifications, experience  
and expertise:

Daniel Tuffin  
**Executive Technical Director**  
*BEng, BSc, DipPM, FAusIMM(CP), MAICD*

Mr. Daniel Tuffin is the co-founder and Chairman of successful mine consulting firm Auralia Mining Consulting and is a hands-on mining engineer with over 20 years' experience. His career began in iron ore and gold projects in WA and later extended internationally. He's established many successful companies and mining projects, including co-founding private Kalgoorlie gold mining venture Rose Dam Resources, discovering and then privately co-developing the RDSW open pit, which to date has produced over 30koz of gold.

As the co-founder of Roman Kings, he developed the WA Crawford and Gambier Lass North Projects, later vending them into the Kingwest IPO (ASX:KWR) for \$3.6m in scrip. He's also developed assets in the NT within his Montejinni Resources company prior to their vend into Tempest Minerals (ASX:TMR) for their IPO in 2017. He is currently the Managing Director of Panther Metals Ltd (ASX:PNT) (appointed 29 January 2021) and Non-Executive Technical Director of Leonora gold explorer Mount Malcolm Mines NL (ASX:M2M) (appointed 12 September 2020).

Mr. Tuffin has been a director of Cavalier since 28 August 2019.

Name:  
Title:  
Qualifications, experience  
and expertise:

Anthony Keers  
**Non-Executive Director**  
*BEng, DipPM, AusIMM(CP)*

Mr. Anthony Keers holds a degree in Mining Engineering (Hons) from the University of Queensland, a Diploma in Project Management and is an AusIMM accredited Chartered Professional. Prior experience includes working as an underground engineer for Sons of Gwalia, a consultant mining engineer for AMC and LQS, and a business analyst for Gemcom.

As a Director of Auralia Mining Consulting over the past 13 years, his expertise has varied both in commodity types and locations around the world, spanning all aspects of mine planning, scheduling and operations. This has formed a solid base of knowledge to draw from, carrying out Feasibility Studies and Reserve Estimation work for both ASX and TSX listed entities.

Mr. Keers held no other directorships in ASX listed companies in the last three years.

Mr. Keers has been a director of Cavalier since 24 November 2021.

**Security holding interests of Directors as at the date of this report**

<b>Directors</b>	<b>Ordinary shares</b>	<b>Performance rights</b>	<b>Options</b>
Anthony Keers	1,003,800	500,000	-
Daniel Tuffin	3,208,600	1,750,000	-
Ranko Matic	5,542,800	1,750,000	-

**Company secretary**

Damon Cox

Mr. Cox is a Chartered Secretary and is a Fellow of the Governance Institute of Australia. He has 30 years' experience in various roles including corporate governance, compliance, treasury and strategic policy advice.



### **Meetings of Directors**

The number of meetings held during the financial year ended 30 June 2023, and the number of meetings attended by each director were:

<b>Name</b>	<b>Number eligible to attend</b>	<b>Number attended</b>
Anthony Keers	3	3
Daniel Tuffin	3	3
Ranko Matic	3	3

There were three Directors meetings held during the financial year, however many board matters were dealt with via circular resolutions.

### **Remuneration report (audited)**

The remuneration policy of Cavalier Resources Ltd has been designed to align director and executive objectives with shareholder and business objectives by providing a fixed remuneration component and offering specific long-term incentives based on key performance areas affecting the Company's financial results. The Board of Cavalier Resources Ltd believes the remuneration policy is appropriate and effective in its ability to attract and retain high calibre executives and Directors to run and manage the Company.

The remuneration report is set out under the following main headings:

- Principles used to determine the nature and amount of remuneration
- Details of remuneration
- Service agreements
- Share-based compensation
- Additional disclosures relating to key management personnel

#### ***Principles used to determine the nature and amount of remuneration***

##### *Non-executive Directors' remuneration*

The Company's policy is to remunerate Non-executive Directors at a fixed fee for time, commitment and responsibilities. Remuneration for Non-executive Directors is not linked to individual performance. From time to time, the Company may grant performance rights to Non-executive Directors. The grant of performance rights is designed to recognise and reward efforts and provide Non-executive Directors with additional incentive to continue those efforts for the benefit of the Company. The maximum aggregate amount of fees (including superannuation payments) that can be paid to non-executive Directors is subject to approval by shareholders at a General Meeting.

##### *Executive remuneration*

Executive pay and reward consists of a base salary and performance incentives. Long term performance incentives may include performance rights granted at the discretion of the Board and subject to obtaining the relevant approvals. The grant of performance rights is designed to recognise and reward efforts and provide additional incentive and may be subject to the successful completion of performance hurdles.

##### *Company performance and link to remuneration*

The remuneration policy has been tailored to increase goal congruence between shareholders, Directors, and executives. Currently, this is facilitated through the issue of performance rights to executives to encourage the alignment of personal and shareholder interests. The Company believes this policy will be effective in increasing shareholder wealth. Refer below for details of Directors' and executives' interests in performance rights at year-end.

##### *Company performance, shareholder wealth and Directors' and executives' remuneration*

The remuneration policy has been tailored to increase the positive relationship between shareholders' investment objectives and Directors and executives' performance. Currently, this is facilitated through the issue of performance rights to executives to encourage the alignment of personal and shareholder interests.

### Details of remuneration

#### Amounts of remuneration

Details of the remuneration of the Company's key management personnel are set out in the below table.

	Short-term benefits			Post-emp	Share-based	Total	Performance-related
	Cash salary and fees	Other	Non-Cash	benefits Super-annuation	payments Performance Rights		
2023	\$	\$	\$	\$	\$	\$	%
<i>Non-Exec Directors</i>							
Anthony Keers	32,579	-	-	3,421	20,995	56,995	37%
<i>Executive Directors</i>							
Daniel Tuffin	210,364	-	-	22,180	73,480	306,024	24%
Ranko Matic	60,000	-	-	-	73,480	133,480	55%
	302,943	-	-	25,601	167,955	496,499	34%

	Short-term benefits			Post-emp	Share-based	Total	Performance-related
	Cash salary and fees	Other	Non-Cash	benefits Super-annuation	payments Performance Rights		
2022	\$	\$	\$	\$	\$	\$	%
<i>Non-Exec Directors</i>							
Anthony Keers	19,638	-	-	2,062	9,835	31,535	31%
<i>Executive Directors</i>							
Daniel Tuffin	1,909	-	-	200	34,425	36,534	94%
Ranko Matic	2,333	-	-	-	34,425	36,758	94%
	23,880	-	-	2,262	78,685	104,827	75%

### Service agreements

The employment conditions of the Executive Technical Director, Mr Daniel Tuffin, are formalised in an executive service agreement. The agreement continues until a party terminates it by giving notice. Under the terms of the agreement, Mr Tuffin, or the Company, may terminate the agreement, without cause, by giving three months' notice. The Company can also terminate the agreement summarily and without notice or compensation in circumstances of serious misconduct or breach by the Executive.

### Share-based compensation

#### Issue of shares

There were no shares issued to Directors and other key management personnel as compensation during the year ended 30 June 2023 (2022: nil).

#### Shareholdings

The number of shares in the Company held during the financial year by each Director and other members of key management personnel of the Company, including their personally related parties, is set out below. All additions during 2023 and 2022 relate to on-market purchases.

	Balance at the start of the year	Received as part of remuneration	Additions	Other	Balance at the end of the year
<b>2023</b>					
<i>Ordinary shares</i>					
Anthony Keers	1,003,800	-	-	-	1,003,800
Daniel Tuffin	3,136,600	-	72,000	-	3,208,600
Ranko Matic	5,192,800	-	350,000	-	5,542,800
	9,333,200	-	422,000	-	9,755,200

**Cavalier Resources Ltd**  
**Directors' report**  
**30 June 2023**

	<b>Balance at the start of the year</b>	<b>Received as part of remuneration</b>	<b>Additions</b>	<b>Other <sup>1</sup></b>	<b>Balance at the end of the year</b>
<b>2022</b>					
<i>Ordinary shares</i>					
Anthony Keers	1,040	-	775,000	227,760	1,003,800
Daniel Tuffin	7,280	-	1,535,000	1,594,320	3,136,600
Ranko Matic	6,240	-	3,820,000	1,366,560	5,192,800
	<u>14,560</u>	<u>-</u>	<u>6,130,000</u>	<u>3,188,640</u>	<u>9,333,200</u>

1. On 20 November 2021, the Company completed a share split on the basis that every ordinary share be divided into 220 ordinary shares. The "other movement" represents the impact of this share split.

**Options**

The number of options over ordinary shares granted to and vested by Directors and other key management personnel as part of compensation during the year ended 30 June 2023 was nil (2022: nil).

**Performance rights**

The number of performance rights granted to and vested by Directors and other key management personnel as part of compensation during the year ended 30 June 2023 was nil (2022: 4,000,000). Refer to note 12(b) for details of the valuation of these rights, including valuation assumptions made.

*Performance right holdings*

The number of performance rights over ordinary shares in the Company held during the financial year by each Director and other members of key management personnel of the Company, including their personally related parties, is set out below:

	<b>Balance at the start of the year</b>	<b>Received as part of remuneration</b>	<b>Additions</b>	<b>Other</b>	<b>Balance at the end of the year</b>
<b>2023</b>					
<i>Performance rights</i>					
Anthony Keers	500,000	-	-	-	500,000
Daniel Tuffin	1,750,000	-	-	-	1,750,000
Ranko Matic	1,750,000	-	-	-	1,750,000
	<u>4,000,000</u>	<u>-</u>	<u>-</u>	<u>-</u>	<u>4,000,000</u>

	<b>Balance at the start of the year</b>	<b>Received as part of remuneration</b>	<b>Additions</b>	<b>Other</b>	<b>Balance at the end of the year</b>
<b>2022</b>					
<i>Performance rights</i>					
Anthony Keers	-	500,000	-	-	500,000
Daniel Tuffin	-	1,750,000	-	-	1,750,000
Ranko Matic	-	1,750,000	-	-	1,750,000
	<u>-</u>	<u>4,000,000</u>	<u>-</u>	<u>-</u>	<u>4,000,000</u>

***Additional disclosures relating to key management personnel***

**Other transactions with key management personnel and their related parties**

During the year, payments of \$120,000 (2022: \$4,771) were made to Consilium Corporate Pty Ltd (a director-related entity of Ranko Matic) for corporate secretarial and accounting services. The balance of trade payables owing to Consilium Corporate Pty Ltd as at 30 June 2023 was \$16,556 (total invoiced: \$136,556) (2022: \$72,613, total invoiced: \$77,384).

**Cavalier Resources Ltd**  
**Directors' report**  
**30 June 2023**

During the year, payments of \$134,880 (2022: \$1,452) were made to Auralia Mining Consulting Pty Ltd (a director-related entity of Daniel Tuffin and Anthony Keers) ('Auralia') for geology consulting services and office rent. The balance of trade payables owing to Auralia as at 30 June 2023 was \$2,000 (total invoiced: \$136,880) (2022: \$5,500, total invoiced: \$6,952). Additionally, the Company has signed an agreement with Auralia for the provision of office premises at a rate of \$2,000 per month.

During the year, payments of \$35,000 (2022: nil) were made to Tuffagold Pty Ltd (a director-related entity of Daniel Tuffin) ('Tuffagold') for technical and management services. The balance of trade payable owing to Tuffagold as at 30 June 2023 was nil (2022: \$16,500, total invoiced: \$16,500).

All transactions were made on normal commercial terms and conditions and at market rates.

**Additional information**

The earnings of the Company for each year since incorporation to 30 June 2023 are summarised below:

	<b>2023</b>	<b>2022</b>
Other income (\$)	9,941	969
Loss after income tax (\$)	(763,706)	(294,134)

The factors that are considered to affect total shareholders return ('TSR') are summarised below:

	<b>2023</b>	<b>2022</b>
Share price at financial year end (\$)	0.135	0.205
Basic loss per share (cents per share)	(1.77)	(1.75)

During the year ended 30 June 2023, the Company did not utilise any remuneration consultants.

At the 2022 AGM, 100% of the votes received supported the adoption of the remuneration report for the year ended 30 June 2022. The Company did not receive any specific feedback at the AGM regarding its remuneration practices.

***This concludes the remuneration report, which has been audited.***

**Shares under option**

There were 4,000,000 ordinary shares under option at the date of this report (2022: 4,000,000).

**Shares issued on the exercise of options**

There were no ordinary shares that were issued during the financial year and up to the date of this report on the exercise of options granted.

**Indemnity and insurance of officers**

During the financial year, the Company maintained an insurance policy which indemnifies the Directors and Officers of Cavalier Resources Ltd in respect of any liability incurred in connection with the performance of their duties as Directors or Officers of the Company. The Company's insurers have prohibited disclosure of the amount of the premium payable and the level of indemnification under the insurance contract.

**Proceedings on behalf of the company**

No person has applied to the Court under section 237 of the *Corporations Act 2001* for leave to bring proceedings on behalf of the Company, or to intervene in any proceedings to which the Company is a party for the purpose of taking responsibility on behalf of the Company for all or part of those proceedings.

**Auditor's independence declaration**

A copy of the auditor's independence declaration as required under section 307C of the *Corporations Act 2001* is set out immediately after this directors' report.

**Auditor**

HLB Mann Judd (WA Partnership) continue as the appointed auditors in accordance with section 327B of the *Corporations Act 2001*.

**Non-audit services**

During the prior year, HLB Mann Judd (WA Partnership) were paid \$8,000 for the preparation of an independent limited assurance report for inclusion in the Prospectus. No amounts were paid or payable to the auditor for non-audit services provided during the year ended 30 June 2023.

The Board of Directors has considered the position and is satisfied that the provision of non-audit services is compatible with the general standard of independence for auditors imposed by the *Corporations Act 2001*.

The Directors are satisfied the provision of non-audit services by the auditor, as set out above, did not compromise the independent requirements of the *Corporations Act 2001* for the following reasons:

- all non-audit services have been reviewed to ensure they do not impact the integrity and objectivity of the auditor; and
- none of the services undermine the general principles relating to auditor independence as set out in *APES 110 Code of Ethics for Professional Accountants*.

This report is made in accordance with a resolution of Directors, pursuant to section 298(2)(a) of the *Corporations Act 2001*.

On behalf of the Directors



Ranko Matic  
Executive Chairman  
20 September 2023  
Perth



**AUDITOR'S INDEPENDENCE DECLARATION**

As lead auditor for the audit of the financial report of Cavalier Resources Ltd for the year ended 30 June 2023, I declare that to the best of my knowledge and belief, there have been no contraventions of:

- a) the auditor independence requirements of the *Corporations Act 2001* in relation to the audit;  
and
- b) any applicable code of professional conduct in relation to the audit.

Perth, Western Australia  
20 September 2023



**N G Neill**  
Partner

**hlb.com.au**

**HLB Mann Judd (WA Partnership) ABN 22 193 232 714**

Level 4, 130 Stirling Street, Perth WA 6000 / PO Box 8124 Perth BC WA 6849

**T:** +61 (0)8 9227 7500 **E:** mailbox@hlbwa.com.au

Liability limited by a scheme approved under Professional Standards Legislation.

HLB Mann Judd (WA Partnership) is a member of HLB International, the global advisory and accounting network.

**Cavalier Resources Ltd**  
**Statement of profit or loss and other comprehensive income**  
**For the year ended 30 June 2023**

	Notes	2023 \$	2022 \$
Interest income		55,656	-
Other income		9,941	969
		<u>65,597</u>	<u>969</u>
Administration expenses		(394,749)	(122,873)
Audit fees		(34,480)	(21,120)
Director fees		(154,288)	(26,142)
Insurance expenses		(23,666)	(8,248)
Legal expenses		(9,759)	(30,040)
Pre-tenure exploration expenditure		(44,406)	(7,995)
Share-based payment expenses	12	(167,955)	(78,685)
<b>Loss before income tax</b>		<u>(763,706)</u>	<u>(294,134)</u>
Income tax expense	4	-	-
<b>Loss after income tax expense for the year</b>		<u>(763,706)</u>	<u>(294,134)</u>
Other comprehensive income		-	-
<b>Total comprehensive loss for the year</b>		<u>(763,706)</u>	<u>(294,134)</u>
Basic and diluted loss per share (cents per share) for loss attributable to ordinary equity holders of the Company	21	(1.77)	(1.75)

*The above statement of profit or loss and other comprehensive income should be read in conjunction with the accompanying notes*

Cavalier Resources Ltd  
Statement of financial position  
As at 30 June 2023

	Notes	2023 \$	2022 \$
<b>Assets</b>			
<b>Current assets</b>			
Cash and cash equivalents	20	1,943,637	4,404,078
Prepayments	5	18,511	48,391
Trade and other receivables	6	14,191	42,674
<b>Total current assets</b>		<b>1,976,339</b>	<b>4,495,143</b>
<b>Non-current assets</b>			
Exploration and evaluation expenditure	7	2,911,639	1,103,600
Prepayments	5	100,000	-
<b>Total non-current assets</b>		<b>3,011,639</b>	<b>1,103,600</b>
<b>Total assets</b>		<b>4,987,978</b>	<b>5,598,743</b>
<b>Liabilities</b>			
<b>Current liabilities</b>			
Trade and other payables	8	275,725	367,894
Borrowings	9	-	1,100
<b>Total current liabilities</b>		<b>275,725</b>	<b>368,994</b>
<b>Total liabilities</b>		<b>275,725</b>	<b>368,994</b>
<b>Net assets</b>		<b>4,712,253</b>	<b>5,229,749</b>
<b>Equity</b>			
Issued capital	10	5,153,077	5,074,822
Reserves	11	663,040	495,085
Accumulated losses		(1,103,864)	(340,158)
<b>Total equity</b>		<b>4,712,253</b>	<b>5,229,749</b>

*The above statement of financial position should be read in conjunction with the accompanying notes*

**Cavalier Resources Ltd**  
**Statement of changes in equity**  
**For the year ended 30 June 2023**

	Notes	Issued capital \$	Reserves \$	Accumulated losses \$	Total equity \$
<b>Balance at 1 July 2021</b>		<b>642,000</b>	-	<b>(46,024)</b>	<b>595,976</b>
Loss after income tax expense for the year		-	-	(294,134)	(294,134)
Other comprehensive income for the year, net of tax		-	-	-	-
<b>Total comprehensive loss for the year</b>		-	-	<b>(294,134)</b>	<b>(294,134)</b>
Transactions with owners in their capacity as owners:					
Contributions of equity	10	5,300,000	-	-	5,300,000
Share issue costs	10	(1,082,178)	416,400	-	(665,778)
Share based payments	12	215,000	78,685	-	293,685
<b>Balance at 30 June 2022</b>		<b>5,074,822</b>	<b>495,085</b>	<b>(340,158)</b>	<b>5,229,749</b>
<b>Balance at 1 July 2022</b>		<b>5,074,822</b>	<b>495,085</b>	<b>(340,158)</b>	<b>5,229,749</b>
Loss after income tax expense for the year		-	-	(763,706)	(763,706)
Other comprehensive income for the year, net of tax		-	-	-	-
<b>Total comprehensive loss for the year</b>		-	-	<b>(763,706)</b>	<b>(763,706)</b>
Transactions with owners in their capacity as owners:					
Contributions of equity	10	29,274	-	-	29,274
Share issue costs refunded	10	48,981	-	-	48,981
Share based payments	12	-	167,955	-	167,955
<b>Balance at 30 June 2023</b>		<b>5,153,077</b>	<b>663,040</b>	<b>(1,103,864)</b>	<b>4,712,253</b>

*The above statement of changes in equity should be read in conjunction with the accompanying notes*

**Cavalier Resources Ltd**  
**Statement of cash flows**  
**For the year ended 30 June 2023**

	Notes	2023 \$	2022 \$
<b>Cash flow from operating activities</b>			
Payments to suppliers and employees		(651,003)	(128,269)
Payments to exploration expenditure		(43,689)	-
Interest received		45,835	969
Other receipts		9,941	-
<b>Net cash used in operating activities</b>	20	<u>(638,916)</u>	<u>(127,300)</u>
<b>Cash flow from investing activities</b>			
Purchase of exploration and evaluation assets		-	(50,000)
Payments for exploration and evaluation expenditure		(1,819,175)	(168,457)
<b>Net cash used in investing activities</b>		<u>(1,819,175)</u>	<u>(218,457)</u>
<b>Cash flow from financing activities</b>			
Proceeds from issue of shares, net of costs		(1,250)	4,634,222
Repayment of loan		(1,100)	-
<b>Net cash (used in)/from financing activities</b>		<u>(2,350)</u>	<u>4,634,222</u>
<b>Net (decrease)/increase in cash and cash equivalents</b>		<b>(2,460,441)</b>	<b>4,288,465</b>
Cash and cash equivalents at the beginning of the year		4,404,078	115,613
<b>Cash and cash equivalents at the end of the year</b>		<u><b>1,943,637</b></u>	<u><b>4,404,078</b></u>

*The above statement of cash flows should be read in conjunction with the accompanying notes*

## **Note 1. Significant accounting policies**

The principal accounting policies adopted in the preparation of the financial statements are set out below. These policies have been consistently applied to all the periods presented, unless otherwise stated.

### **Basis of preparation**

These general purpose financial statements have been prepared in accordance with Australian Accounting Standards and Interpretations issued by the Australian Accounting Standards Board ('AASB') and the *Corporations Act 2001*, as appropriate for for-profit oriented entities. These financial statements also comply with International Financial Reporting Standards as issued by the International Accounting Standards Board ('IASB').

Cavalier Resources Ltd is a listed public company limited by shares, incorporated and domiciled in Australia.

The functional and presentation currency of Cavalier Resources Ltd is Australian Dollars.

#### *Historical cost convention*

The financial statements have been prepared under the historical cost convention.

### **Comparative figures**

Where necessary, comparative information has been reclassified and repositioned for consistency with current period disclosures.

### **New or amended Accounting Standards and Interpretations adopted**

The Company has adopted all of the new or amended Accounting Standards and Interpretations issued by the Australian Accounting Standards Board ('AASB') that are mandatory for the current reporting period.

Any new or amended Accounting Standards or Interpretations that are not yet mandatory have not been early adopted.

None of the new or amended Accounting Standards and Interpretations have had a material impact on the Company.

### **New accounting standards and interpretations not yet effective**

There are no other standards that are not yet effective that would be expected to have a material impact on the Company in the current or future reporting periods.

### **Income tax**

The income tax expense or benefit for the period is the tax payable on that period's taxable income based on the applicable income tax rate for each jurisdiction, adjusted by the changes in deferred tax assets and liabilities attributable to temporary differences, unused tax losses and the adjustment recognised for prior periods, where applicable.

Deferred tax assets and liabilities are recognised for temporary differences at the tax rates expected to be applied when the assets are recovered or liabilities are settled, based on those tax rates that are enacted or substantively enacted, except for:

- When the deferred income tax asset or liability arises from the initial recognition of goodwill or an asset or liability in a transaction that is not a business combination and that, at the time of the transaction, affects neither the accounting nor taxable profits; or
- When the taxable temporary difference is associated with interests in subsidiaries, associates or joint ventures, and the timing of the reversal can be controlled and it is probable that the temporary difference will not reverse in the foreseeable future.

Deferred tax assets are recognised for deductible temporary differences and unused tax losses only if it is probable that future taxable amounts will be available to utilise those temporary differences and losses.

**Cavalier Resources Ltd**  
**Notes to the financial statements**  
**For the year ended 30 June 2023**

The carrying amount of recognised and unrecognised deferred tax assets are reviewed at each reporting date. Deferred tax assets recognised are reduced to the extent that it is no longer probable that future taxable profits will be available for the carrying amount to be recovered. Previously unrecognised deferred tax assets are recognised to the extent that it is probable that there are future taxable profits available to recover the asset.

**Current and non-current classification**

Assets and liabilities are presented in the statement of financial position based on current and non-current classification.

An asset is classified as current when: it is either expected to be realised or intended to be sold or consumed in the Company's normal operating cycle; it is held primarily for the purpose of trading; it is expected to be realised within 12 months after the reporting period; or the asset is cash or cash equivalent unless restricted from being exchanged or used to settle a liability for at least 12 months after the reporting period. All other assets are classified as non-current.

A liability is classified as current when: it is either expected to be settled in the Company's normal operating cycle; it is held primarily for the purpose of trading; it is due to be settled within 12 months after the reporting period; or there is no unconditional right to defer the settlement of the liability for at least 12 months after the reporting period. All other liabilities are classified as non-current.

Deferred tax assets and liabilities are always classified as non-current.

**Cash and cash equivalents**

Cash and cash equivalents includes cash on hand, deposits held at call with financial institutions, other short-term, highly liquid investments with original maturities of three months or less that are readily convertible to known amounts of cash and which are subject to an insignificant risk of changes in value. For the statement of cash flows presentation purposes, cash and cash equivalents also includes bank overdrafts, which are shown within borrowings in current liabilities on the statement of financial position.

**Trade and other receivables**

Trade and other receivables are initially recognised at fair value and subsequently measured at amortised cost, using the effective interest method, less any allowances for expected credit losses. Trade and other receivables are generally due for settlement within 120 days.

Collectability of trade debtors is reviewed on an ongoing basis. Debts which are known to be uncollectible are written off. A provision for doubtful debts is raised when some doubt as to collection exists and in any event when the debt is more than 60 days overdue.

**Exploration and evaluation expenditure**

Exploration and evaluation expenditure in relation to separate areas of interest for which rights of tenure are current is carried forward as an asset in the statement of financial position where it is expected that the expenditure will be recovered through the successful development and exploitation of an area of interest, or by its sale; or exploration activities are continuing in an area and activities have not reached a stage which permits a reasonable estimate of the existence or otherwise of economically recoverable reserves. Where a project or an area of interest has been abandoned, the expenditure incurred thereon is written off in the year in which the decision is made.

**Goods and services tax ('GST')**

Revenues, expenses and assets are recognised net of the amount of associated GST, unless the GST incurred is not recoverable from the taxation. In this case it is recognised as part of the cost of acquisition of the asset or as part of the expense.

**Cavalier Resources Ltd**  
**Notes to the financial statements**  
**For the year ended 30 June 2023**

Receivables and payables are stated as inclusive of the amount of GST receivable or payable. The net amount of GST recoverable from, or payable to, the taxation authority is included with other receivables or payables in the statement of financial position.

Cash flows are presented on a gross basis. The GST components of cash flows arising from investing or financing activities which are recoverable from, or payable to the taxation authority, are presented as operating cash flows.

**Trade and other payables**

These amounts represent liabilities for goods and services provided to the Company prior to the end of the financial year and which are unpaid. Due to their short-term nature they are measured at amortised cost and are not discounted. The amounts are unsecured and are usually paid within 30 days of recognition.

**Borrowings**

Loans and borrowings are initially recognised at the fair value of the consideration received, net of transaction costs. They are subsequently measured at amortised cost using the effective interest method.

**Financial instruments**

Financial assets and financial liabilities are recognised when the Company becomes a party to the contractual provisions of the instrument. For financial assets, this is the date that the Company commits itself to either purchase or sale of assets.

*Financial liabilities*

Financial liabilities are classified, at initial recognition, as financial liabilities at fair value through profit and loss, loans and borrowings, payable or as derivatives designated as hedging instruments in an effective hedge, as appropriate.

An instrument is a financial liability when an issuer is, or can be required, to deliver either cash or another financial asset (e.g. ordinary shares in the Company) to the holder.

Where the Company has the choice of settling a financial instrument in cash or otherwise is contingent on the outcome of circumstances beyond the control of both the Company and the holder, the Company accounts for the instrument as a financial liability.

All financial liabilities are initially recognised at fair value. The Company's financial liabilities include trade and other payables and borrowings.

*Financial assets*

Financial assets are initially recognised at fair value.

**Equity-based payments**

Equity-based compensation benefits can be provided to suppliers and employees.

The fair value of equity instruments granted (including shares, performance rights and options) is recognised as an employee benefit expense with a corresponding increase in contributed equity. The fair value is measured at the grant date and recognised over the period the recipient becomes unconditionally entitled to the options or rights.

The fair value at the grant date is independently determined using an option-pricing model that takes into account the exercise price, the term of the option or right, the vesting and performance criteria, the impact of dilution, the non-tradeable nature of the option or right, the share price at the grant date and expected price volatility of the underlying share, the expected dividend yield and the risk-free interest rate for the term of the option or right.



### **Issued capital**

Ordinary shares are classified as equity.

Incremental costs directly attributable to the issue of new shares or options are shown in equity as a deduction, net of tax, from the proceeds.

### **Earnings/loss per share**

(i) *Basic earnings/loss per share*

Basic earnings/loss per share is calculated by dividing the profit/loss attributable to equity holders of the Company, excluding any costs of servicing equity other than ordinary shares, by the weighted average number of ordinary shares outstanding during the financial year, adjusted for bonus elements in ordinary shares issued during the year.

(ii) *Diluted earnings/loss per share*

Diluted earnings/loss per share adjusts the figures used in the determination of basic earnings/loss per share to take into account the after income tax effect of interest and other financing costs associated with dilutive potential ordinary shares and the weighted average number of shares assumed to have been issued for no consideration in relation to dilutive potential ordinary shares.

### **Employee benefits**

*Short-term employee benefits*

Liabilities for wages and salaries, including non-monetary benefits, annual leave and long service leave expected to be settled wholly within 12 months of the reporting date, are measured at the amounts expected to be paid when the liabilities are settled.

*Other long-term employee benefits*

The liability for annual leave and long service leave not expected to be settled within 12 months of the reporting date are measured at the present value of expected future payments to be made in respect of services provided by employees up to the reporting date using the projected unit credit method. Consideration is given to expected future wage and salary levels, the experience of employee departures and periods of service. Expected future payments are discounted using market yields at the reporting date on corporate bonds with terms to maturity and currency that match, as closely as possible, the estimated future cash outflows.

*Defined contribution superannuation expense*

Contributions to defined contribution superannuation plans are expensed in the period in which they are incurred.

*Share-based payments*

Equity-settled compensation benefits are provided to employees. Equity-settled transactions are awards of shares, performance rights, or options over shares, that are provided to employees in exchange for the rendering of services.

### **Going concern**

The financial statements have been prepared on the going concern basis, which contemplates the continuity of normal business activities and the realisation of assets and the discharge of liabilities in the normal course of business.

The Company has incurred a net loss after tax for the year ended 30 June 2023 of \$763,706 (2022: loss of \$294,134) and had net operating cash outflows of \$638,916 (2022: \$127,300). As at 30 June 2023, the Company has cash and cash equivalents of \$1,943,637 (2022: \$4,404,078).

The ability of the Company to pay its debts as and when they fall due and to continue its exploration and evaluation activities, hence the continued adoption of the going concern assumption, is dependent on the Company raising additional funding as and when required, full or partial divestment of assets, or containing

**Cavalier Resources Ltd**  
**Notes to the financial statements**  
**For the year ended 30 June 2023**

expenditure in line with available funding. The Company is working towards capital raising initiatives and the Directors are confident that it will receive sufficient additional funding from shareholders or other parties.

The Company has the ability to scale back exploration costs and reduce other discretionary expenditure to preserve cash reserves. The cash flow forecast indicates that the Company will have sufficient cash flows to meet all commitments and working capital requirements for the 12-month period from the date of signing this financial report.

**Note 2. Critical accounting estimates and judgements**

The preparation of the financial statements requires management to make judgements, estimates and assumptions that affect the reported amounts in the financial statements. Management continually evaluates its judgements and estimates in relation to assets, liabilities, contingent liabilities, revenue and expenses. Management bases its judgements, estimates, and assumptions on historical experience and on other various factors, including expectations of future events; management believes to be reasonable under the circumstances. The resulting accounting judgements and estimates will seldom equal the related actual results. The judgements, estimates and assumptions that have a significant risk of causing a material adjustment to the carrying amounts of assets and liabilities (refer to the respective notes) within the next financial year are discussed below.

*Exploration and evaluation costs*

Exploration and evaluation costs have been capitalised on the basis that the Company will commence commercial production in the future, from which time the costs will be amortised in proportion to the depletion of the mineral resources. Key judgements are applied in considering costs to be capitalised which includes determining expenditures directly related to these activities and allocating overheads between those that are expensed and capitalised. In addition, costs are only capitalised that are expected to be recovered either through the successful development or sale of the relevant mining interest. Factors that could impact the future commercial production at the mine include the level of reserves and resources, future technology changes, which could impact the cost of mining, future legal changes and changes in commodity prices. To the extent that capitalised costs are determined not to be recoverable in the future, they will be written off in the period in which this determination is made.

*Share-based payment transactions*

The Company measures the cost of equity-settled transactions with suppliers and employees by reference to the fair value of the equity instruments at the date at which they are granted. The fair value is determined using either the Hoadleys Hybrid ESO or Black-Scholes model, taking into account the terms and conditions upon which the instruments were granted. The accounting estimates and assumptions relating to equity-settled share-based payments would have no impact on the carrying amounts of assets and liabilities within the next annual reporting period but may impact profit or loss and equity. Refer to Note 12 for the assumptions used within the fair value pricing models for share-based payments granted in the current year.

In the opinion of the directors, there have been no other significant estimates or judgements used in the preparation of this financial report.

**Note 3. Segment Information**

The Company has identified its operating segments based on the internal reports reviewed and used by the Board of Directors (chief operating decision makers) to assess performance and determine the allocation of resources.

The Company operates as a single segment which is mineral exploration and in a single geographical location, Australia.

**Cavalier Resources Ltd**  
**Notes to the financial statements**  
**For the year ended 30 June 2023**

**Note 4. Income tax expense**

	2023 \$	2022 \$
Loss before income tax expense	(763,706)	(294,134)
Tax at the Australian tax rate of 25% (2022: 25%)	(190,927)	(73,534)
Amounts not deductible/(taxable) in calculating taxable income	39,504	27,070
Tax effect of exploration expenditure	(452,010)	(136,230)
Tax effect of temporary differences	(83,092)	(20,661)
Tax effect of deferred tax asset not brought to account	686,525	203,355
Income tax expense	-	-
Unused tax losses for which no deferred tax asset has been recognised	3,863,129	1,117,030
Potential tax benefit at the Australian tax rate 25% (2022: 25%)	965,782	279,257

**Note 5. Prepayments**

	2023 \$	2022 \$
<i>Current</i> Prepayments	18,511	48,391
<i>Non-Current</i> Prepayments	(a) 100,000	-

a) Crawford Project

On 22 July 2020, the Company executed a tenement sale agreement with Roman Kings Pty Ltd ('Roman Kings'). Consideration included advance royalty payments of \$100,000 payable on 21 July 2022 and 21 July 2023, if Mining Operations have not commenced before those dates.

On 12 July 2022, the Company paid the first \$100,000 advance royalty payment to Roman Kings, which will be deducted from any future royalty payments made.

Subsequent to year-end, on 17 July 2023, the Company paid the second and final \$100,000 advance royalty payment to Roman Kings, which will be deducted from any future royalty payments made.

**Note 6. Trade and other receivables**

	2023 \$	2022 \$
GST receivable	4,370	42,674
Interest receivable	9,821	-
	14,191	42,674

**Cavalier Resources Ltd**  
**Notes to the financial statements**  
**For the year ended 30 June 2023**

**Note 7. Exploration and evaluation expenditure**

	2023 \$	2022 \$
Exploration and evaluation expenditure – at cost	2,911,639	1,103,600
Carrying amount at beginning of the year	1,103,600	538,679
Acquisitions during the year	-	295,000
Capitalised mineral exploration and evaluation expenditure	1,808,039	269,921
Carrying amount at the end of the year	<u>2,911,639</u>	<u>1,103,600</u>

The ultimate recoupment of exploration and evaluation expenditure carried forward is dependent on successful development and commercial exploration or, alternatively, sale of the respective areas.

**Note 8. Trade and other payables**

	2023 \$	2022 \$
Trade payables	209,695	155,274
Accrued expenses	66,030	212,620
	<u>275,725</u>	<u>367,894</u>

**Note 9. Borrowings**

	2023 \$	2022 \$
Loan – Aurum Fabri Pty Ltd	-	1,100
	<u>-</u>	<u>1,100</u>

During the year, the Company repaid the loan balance in full to Aurum Fabri Pty Ltd.

**Note 10. Issued capital**

	2023 Shares	2023 \$	2022 Shares	2022 \$
Ordinary shares – fully paid	43,381,666	5,153,077	43,031,800	5,074,822

*Movements in ordinary share capital*

	No. of shares	Issue price \$	Amount \$
1 July 2021 – Opening Balance	63,440		642,000
20 November 2021 – Share split (a)	13,893,360	-	-
14 December 2021 – Shares issued under placement	3,000,000	0.10	300,000
14 June 2022 – Shares issued for asset acquisition (b)	875,000	0.20	175,000
14 June 2022 – Shares issued for asset acquisition (c)	200,000	0.20	40,000
14 June 2022 – Shares issued under Initial Public Offering	25,000,000	0.20	5,000,000
Less Share Issue Costs			<u>(1,082,178)</u>
30 June 2022 – Closing Balance	<u>43,031,800</u>		<u>5,074,822</u>
1 July 2022 – Opening Balance	43,031,800		5,074,822
16 May 2023 – Shares issued (d)	349,866	0.14	48,981
Refund of share issue costs			29,274
30 June 2023 – Closing Balance	<u>43,381,666</u>		<u>5,153,077</u>

**Cavalier Resources Ltd**  
**Notes to the financial statements**  
**For the year ended 30 June 2023**

- a) On 20 November 2021, the Company completed a share split on the basis that every ordinary share be divided into 220 ordinary shares. If the share split was applied retrospectively, as at 30 June 2021, the number of shares on issue would have been 13,956,800 (2020: 2,420,000).
- b) On 14 June 2022, the Company issued 875,000 ordinary shares at a deemed issue price of \$0.20 per share to Matrix Exploration Pty Ltd as part consideration for the Ella's Rock Nickel-Gold Project.
- c) On 14 June 2022, the Company issued 200,000 ordinary shares at a deemed issue price of \$0.20 per share to Maximal Investments Pty Ltd as part consideration for the Leonora Gold Project.
- d) On 16 May 2023, the Company issued 349,866 ordinary shares at a deemed issue price of \$0.14 per share to a supplier as part consideration for drilling services rendered.

*Ordinary shares*

Ordinary shares entitle the holder to participate in dividends and the proceeds on the winding up of the Company in proportion to the number of and amounts paid on the shares held. The fully paid ordinary shares have no par value and the Company does not have a limited amount of authorised capital.

On a show of hands every member present at a meeting in person or by proxy shall have one vote and upon a poll each share shall have one vote.

**Note 11: Reserves**

	2023 \$	2022 \$
Option reserve (a)	416,400	416,400
Share-based payment reserve (b)	246,640	78,685
	<u>663,040</u>	<u>495,085</u>

*a) Option reserve*

The option reserve is used to recognise the fair value of options issued for capital raising purposes.

	2023 \$	2022 \$
Balance at the beginning of the year	416,400	-
Options issued for share issue costs (i)	-	416,400
Balance at the end of the year	<u>416,400</u>	<u>416,400</u>

- i) Refer to Note 12(a) for details of share-based payments.

*b) Share-based payment reserve*

The share-based payment reserve is used to recognise the fair value of equity instruments issued as share-based payments to directors and employees.

	2023 \$	2022 \$
Balance at the beginning of the year	78,685	-
Share-based payment expense (i)	167,955	78,685
Balance at the end of the year	<u>246,640</u>	<u>78,685</u>

- i) Refer to Note 12(b) for details on share-based payments.

**Note 12: Share-based payments**

Below are details of share-based payments made during the years ended 30 June 2023 and 30 June 2022.

a) *Options issued as share issue costs*

On 14 June 2022, 4,000,000 options exercisable at \$0.30 with an expiry date of 14 June 2026 were issued to a broker in lieu of cash for capital raising services provided. The options vest immediately and were expensed in full in the prior year. The value of the options was capitalised to share issue costs. The fair value of the services could not be reliably measured and therefore, a Black-Scholes Option Pricing model was used to determine the value of the options.

The inputs have been detailed below:

<b>Input</b>	<b>Broker Options</b>
Number of options	4,000,000
Grant date	14 June 2022
Expiry date (years)	4
Underlying share price	\$0.20
Exercise price	\$0.30
Volatility	80.00%
Risk free rate	3.72%
Dividend yield	0.00%
Value per option	\$0.1041
Total fair value of options	\$416,400

The weighted average remaining contractual life of options outstanding at the end of the year is 2.96 years.

b) *Performance rights issued to Directors as an incentive*

On 10 January 2022, 4,000,000 performance rights were granted to Directors as an incentive for services provided and will be expensed in the Statement of Profit or Loss and Other Comprehensive Income over the vesting period. The fair value of the services could not be reliably measured and therefore, a Hoadleys Hybrid ESO model was used to determine the value of the performance rights ('PRs').

The inputs have been detailed below:

<b>Input</b>	<b>Director PRs</b>
Number of rights	4,000,000
Grant date	10 January 2022
Expiry date (years)	4.00
Underlying share price	\$0.20
Exercise price	\$nil
Performance vesting share price	\$0.30
Volatility	80.00%
Risk free rate	1.06%
Dividend yield	0.00%
Value per right	\$0.1859
Total fair value of rights	\$743,600
Share-based payment expense recognised for the year ended 30 June 2022	\$78,685
Share-based payment expense recognised for the year ended 30 June 2023	\$167,955

The performance rights will vest on achieving a volume-weighted average share price of \$0.30 or more over 20 consecutive trading days.

The weighted average remaining contractual life of performance rights outstanding at the end of the year is 2.96 years.

**Cavalier Resources Ltd**  
**Notes to the financial statements**  
**For the year ended 30 June 2023**

c) *Shares issued for acquisition for exploration and evaluation assets*

During the prior year, the Company issued 875,000 fully paid ordinary shares to Matrix Exploration Pty Ltd and 200,000 fully paid ordinary shares to Maximal Investments Pty Ltd as consideration for the acquisition of exploration licences. The shares were issued at \$0.20 per share, with a fair value of \$215,000.

d) *Shares issued to supplier in lieu of cash consideration*

On 16 May 2023, the Company issued 349,866 ordinary shares at a deemed issue price of \$0.14 per share to a supplier as part consideration for drilling services rendered, with a fair value of \$48,981.

**Note 13. Financial instruments**

The Company's principal financial instruments comprise receivables, payables, cash and short-term deposits. The Company manages its exposure to key financial risks in accordance with the Company's financial risk management policy. The policy's objective is to support the delivery of the Company's financial targets while protecting future financial security.

The main risks arising from the Company's financial instruments are interest rate risk, credit risk and liquidity risk. The Company uses different methods to measure and manage various types of risks to which it is exposed. These include monitoring levels of exposure to interest rates and assessments of market forecasts for interest rates. Ageing analysis of and monitoring of receivables are undertaken to manage credit risk; liquidity risk is monitored through the development of future rolling cash flow forecasts.

The Board reviews and agrees on policies for managing each of these risks as summarised below.

Primary responsibility for identifying and controlling financial risks rests with the Board. The Board reviews and agrees on policies for managing each of the risks identified below, including interest rate risk, credit allowances and cash flow forecast projections.

**(a) Interest rate risk**

The Company is not materially exposed to interest rate risk.

**(b) Credit risk**

Credit risk arises from the financial assets of the Company, which comprise deposits with banks and trade and other receivables. The Company's exposure to credit risk arises from the potential default of the counterparty, with the maximum exposure equal to the carrying amount of these instruments. The carrying amount of financial assets included in the statement of financial position represents the Company's maximum exposure to credit risk in relation to those assets.

The Company does not hold any credit derivatives to offset its credit exposure.

The Company trades only with recognised, creditworthy third parties and as such collateral is not requested nor is it the Company's policy to securities it trades and other receivables.

Receivable balances are monitored on an ongoing basis with the result that the Company does not have significant exposure to bad debts.

There are no significant concentrations of credit risk within the Company.

**(c) Liquidity risk**

Liquidity risk arises from the Company's financial liabilities and the Company's subsequent ability to meet their obligations to repay their financial liabilities as and when they fall due.

Prudent liquidity risk management implies maintaining sufficient cash and marketable securities and, the availability of funding through the ability to raise further equity or through related party entities. Due

**Cavalier Resources Ltd**  
**Notes to the financial statements**  
**For the year ended 30 June 2023**

to the dynamic nature of the underlying businesses, the Board aims at maintaining flexibility in funding through the management of its cash resources. The Company has no material financial liabilities at the year-end other than normal trade and other payables incurred in the general course of business.

*Maturity analysis of financial assets and liabilities based on management's expectations*

Trade payables and other financial liabilities mainly originate from financing assets used in our ongoing operations. These assets are considered in the Company's overall liquidity risk. To monitor existing financial assets and liabilities and enable an effective controlling of future risks, the Company has established comprehensive risk reporting covering its business that reflects expectations of management of expected settlement of financial assets and liabilities.

	Weighted average effective interest rate %	<6 months \$	6-12 months \$	1-5 years \$	>5 years \$	Total \$
<b>2023</b>						
Cash and cash equivalents	3.89	1,943,637	-	-	-	1,943,637
Prepayments	-	18,511	-	-	-	18,511
Trade and other receivables	-	14,191	-	-	-	14,191
		1,976,339	-	-	-	1,976,339
Trade and other payables	-	(275,725)	-	-	-	(275,725)
		(275,725)	-	-	-	(275,725)
Net maturity		1,700,614	-	-	-	1,700,614

	Weighted average effective interest rate %	<6 months \$	6-12 months \$	1-5 years \$	>5 years \$	Total \$
<b>2022</b>						
Cash and cash equivalents	0.29	4,404,078	-	-	-	4,404,078
Prepayments	-	48,391	-	-	-	48,391
Trade and other receivables	-	42,674	-	-	-	42,674
		4,495,143	-	-	-	4,495,143
Trade and other payables	-	(367,894)	-	-	-	(367,894)
Borrowings	-	(1,100)	-	-	-	(1,100)
		(368,994)	-	-	-	(368,994)
Net maturity		4,126,149	-	-	-	4,126,149

**(d) Foreign exchange risk**

The Company is not exposed to any foreign exchange risk.

**(e) Fair value estimation**

The fair value of financial assets and financial liabilities must be estimated for recognition and measurement or for disclosure purposes. All financial assets and financial liabilities of the Company at the reporting date are recorded at amounts approximating their carrying amount.

The carrying value less impairment provision of trade receivables and payables are assumed to approximate their fair values due to their short-term nature.



**Cavalier Resources Ltd**  
**Notes to the financial statements**  
**For the year ended 30 June 2023**

**Note 14. Key management personnel disclosures**

*Compensation*

The aggregate compensation made to directors and other members of key management personnel of the Company for the year was \$496,499 (2022: \$104,827).

	<b>2023</b>	<b>2022</b>
	<b>\$</b>	<b>\$</b>
Short-term benefits	302,943	23,880
Post-employment benefits	25,601	2,262
Share-based payments	167,955	78,685
	<u>496,499</u>	<u>104,827</u>

**Note 15. Contingent assets**

There were no contingent assets as at 30 June 2023 (2022: nil).

**Note 16. Contingent liabilities**

As per the executed tenement sale agreement with Roman Kings (refer to Note 7), contingent liabilities exist, being advance royalty payments of \$100,000 on 21 July 2022 and 21 July 2023, if Mining Operations have not commenced before those dates. The first advance royalty payment of \$100,000 was paid on 12 July 2022, and is included as a non-current prepayment on the Statement of Financial Position.

Subsequent to year-end, on 17 July 2023, the Company paid the second and final \$100,000 advance royalty payment to Roman Kings, which will be deducted from any future royalty payments made.

There were no other contingent liabilities as at 30 June 2023 (2022: \$100,000).

**Note 17. Commitments**

In order to maintain current rights of tenure, the Company is required to perform minimum exploration work to meet the minimum expenditure requirements specified by the relevant State Governments. These obligations are not provided for in the financial report and are payable as follows:

	<b>2023</b>	<b>2022</b>
	<b>\$</b>	<b>\$</b>
Less than one year	383,740	272,380
Between one and five years	1,175,260	712,960
Greater than five years	-	89,100
	<u>1,559,000</u>	<u>1,074,440</u>

The above represents commitments over the tenure of the tenements held by the Company.

**Note 18. Related party transactions**

During the year, payments of \$120,000 (2022: \$4,771) were made to Consilium Corporate Pty Ltd (a director-related entity of Ranko Matic) for corporate secretarial and accounting services. The balance of trade payables owing to Consilium Corporate Pty Ltd as at 30 June 2023 was \$16,556 (total invoiced: \$136,556) (2022: \$72,613, total invoiced: \$77,384).

During the year, payments of \$134,880 (2022: \$1,452) were made to Auralia Mining Consulting Pty Ltd (a director-related entity of Daniel Tuffin and Anthony Keers) ('Auralia') for geology consulting services and office rent. The balance of trade payables owing to Auralia as at 30 June 2023 was \$2,000 (total invoiced: \$136,880) (2022: \$5,500, total invoiced: \$6,952). Additionally, the Company has signed an agreement with Auralia for the provision of office premises at a rate of \$2,000 per month.

**Cavalier Resources Ltd**  
**Notes to the financial statements**  
**For the year ended 30 June 2023**

During the year, payments of \$35,000 (2022: nil) were made to Tuffagold Pty Ltd (a director-related entity of Daniel Tuffin) ('Tuffagold') for technical and management services. The balance of trade payable owing to Tuffagold as at 30 June 2023 was nil (2022: \$16,500, total invoiced: \$16,500).

As at 30 June 2023, the Company had an outstanding loan balance of nil to Aurum Fabri Pty Ltd, a related party to Daniel Tuffin (2022: \$1,100). The amount related to initial set up costs of the Company.

All transactions were made on normal commercial terms and conditions and at market rates. There were no other transactions with related parties of the Company during the year.

**Note 19. Remuneration of auditors**

The following fees were paid or payable for services provided by HLB Mann Judd (WA Partnership), the auditor of the Company:

	2023	2022
	\$	\$
<i>Audit services – HLB Mann Judd (WA Partnership)</i>		
Audit or review of the financial statements	34,480	21,000
<i>Non-audit services – HLB Mann Judd (WA Partnership)</i>		
Preparation of independent limited assurance report for inclusion in the Prospectus	-	8,000

**Note 20. Cash flow information**

**(a) Reconciliation of Cash**

For the purposes of the statement of cash flows, cash includes cash on hand and in banks and investments in money market instruments, net of outstanding bank overdrafts. Cash at the end of the financial year as shown in the statement of cash flows is reconciled to the related items in the statement of financial position as follows:

	2023	2022
	\$	\$
Cash and cash equivalents	1,943,637	4,404,078

**(b) Reconciliation of loss after income tax to net cash from operating activities**

	2023	2022
	\$	\$
Loss after income tax expense for the year	(763,706)	(294,134)
<u>Non-cash items</u>		
Share-based payments	167,955	78,685
<i>Changes in assets and liabilities</i>		
Increase in trade and other payables	(72,310)	145,624
(Increase) in prepayments	30,551	(48,028)
(Increase) in trade and other receivables	(1,406)	(9,447)
Net cash used in operating activities	<u>(638,916)</u>	<u>(127,300)</u>

*Non-cash investing and financing activities*

During the year, as disclosed in Note 12(d), the Company issued 349,866 ordinary shares at a deemed issue price of \$0.14 per share to a supplier as part consideration for drilling services rendered, with a fair value of 48,981.

**Cavalier Resources Ltd**  
**Notes to the financial statements**  
**For the year ended 30 June 2023**

During the prior year, the Company issued 875,000 fully paid ordinary shares to Matrix Exploration Pty Ltd and 200,000 fully paid ordinary shares to Maximal Investments Pty Ltd as consideration for the acquisition of exploration licences. The shares were issued at \$0.20 per share, with a fair value of \$215,000.

During the prior year, 4,000,000 options exercisable at \$0.30 with an expiry date of 14 June 2026 were issued to a broker in lieu of cash for capital raising services provided, with a fair value of \$416,400, as disclosed in Note 12.

There were no other non-cash investing and financing activities during the year.

**Note 21. Loss per share**

	<b>2023</b>	<b>2022</b>
	<b>\$</b>	<b>\$</b>
a) Reconciliation of earnings/loss to profit or loss:		
Loss used to calculate basic and diluted EPS	(763,706)	(294,134)
	<b>Number</b>	<b>Number</b>
b) Weighted average number of ordinary shares used as the denominator in calculating basic EPS ( <i>1 for 220 share split applied retrospectively</i> )	43,074,934	16,806,868
Weighted average number of dilutive options outstanding	-	-
Weighted average number of ordinary shares outstanding during the year used in calculating dilutive EPS	<u>43,074,934</u>	<u>16,806,868</u>
	<b>Cents</b>	<b>cents</b>
c) Basic and diluted loss per share	(1.77)	(1.75)

**Note 22. Events after the reporting period**

No matters or circumstances have arisen since 30 June 2023 that have significantly affected, or may significantly affect the Company's operations, the results of those operations, or the Company's state of affairs in future financial years.

**Cavalier Resources Ltd**  
**Directors' declaration**  
**30 June 2023**

In the Directors' opinion:

- the attached financial statements and notes comply with the *Corporations Act 2001*, the Accounting Standards, the *Corporations Regulations 2001* and other mandatory professional reporting requirements;
- the attached financial statements and notes comply with International Financial Reporting Standards as issued by the International Accounting Standards Board as described in note 1 to the financial statements;
- the attached financial statements and notes give a true and fair view of the Company's financial position as at 30 June 2023 and of its performance for the financial period ended on that date; and
- there are reasonable grounds to believe that the Company will be able to pay its debts as and when they become due and payable.

The Directors have been given the declarations required by section 295A of the *Corporations Act 2001*.

Signed in accordance with a resolution of directors made pursuant to section 295(5)(a) of the *Corporations Act 2001*.

On behalf of the Directors



Ranko Matic  
Executive Chairman  
20 September 2023  
Perth

## INDEPENDENT AUDITOR'S REPORT

To the Members of Cavalier Resources Ltd

### REPORT ON THE AUDIT OF THE FINANCIAL REPORT

#### *Opinion*

We have audited the financial report of Cavalier Resources Ltd ("the Company") which comprises the statement of financial position as at 30 June 2023, the statement of profit or loss and other comprehensive income, the statement of changes in equity and the statement of cash flows for the year then ended, and notes to the financial statements, including a summary of significant accounting policies, and the directors' declaration.

In our opinion, the accompanying financial report of the Company is in accordance with the *Corporations Act 2001*, including:

- (a) giving a true and fair view of the Company's financial position as at 30 June 2023 and of its financial performance for the year then ended; and
- (b) complying with Australian Accounting Standards and the *Corporations Regulations 2001*.

#### *Basis for Opinion*

We conducted our audit in accordance with Australian Auditing Standards. Our responsibilities under those standards are further described in the *Auditor's Responsibilities for the Audit of the Financial Report* section of our report. We are independent of the Company in accordance with the auditor independence requirements of the *Corporations Act 2001* and the ethical requirements of the Accounting Professional and Ethical Standards Board's APES 110 *Code of Ethics for Professional Accountants* ("the Code") that are relevant to our audit of the financial report in Australia. We have also fulfilled our other ethical responsibilities in accordance with the Code.

We believe that the audit evidence we have obtained is sufficient and appropriate to provide a basis for our opinion.

#### **Key Audit Matters**

Key audit matters are those matters that, in our professional judgement, were of most significance in our audit of the financial report of the current period. These matters were addressed in the context of our audit of the financial report as a whole, and in forming our opinion thereon, and we do not provide a separate opinion on these matters.

We have determined the matters described below to be the key audit matters to be communicated in our report.

#### **hlb.com.au**

#### **HLB Mann Judd (WA Partnership) ABN 22 193 232 714**

Level 4, 130 Stirling Street, Perth WA 6000 / PO Box 8124 Perth BC WA 6849

**T:** +61 (0)8 9227 7500 **E:** mailbox@hbw.com.au

Liability limited by a scheme approved under Professional Standards Legislation.

HLB Mann Judd (WA Partnership) is a member of HLB International, the global advisory and accounting network.

Key Audit Matter	How our audit addressed the key audit matter
<p><b>Exploration and Evaluation Expenditure</b></p> <p>Refer to Note 7 of the Financial Report</p>	
<p>In accordance with AASB 6 <i>Exploration for and Evaluation of Mineral Resources</i>, the Company capitalises all exploration and evaluation expenditure, including acquisition costs. As at 30 June 2023, the Company had a capitalised exploration and evaluation balance of \$2,911,639.</p>	<p>Our procedures included but were not limited to the following:</p>
<p>Exploration and evaluation expenditure was determined to be a key audit matter as it is important to the users' understanding of the financial statements as a whole and was an area which involved the most audit effort and communication with those charged with governance.</p>	<ul style="list-style-type: none"> <li>- Obtaining an understanding of the key processes associated with management's review of the carrying value of exploration and evaluation expenditure;</li> <li>- Considering the Directors' assessment of potential indicators of impairment in addition to making our own assessment;</li> <li>- Obtaining evidence that the Company has current rights to tenure of its areas of interest;</li> <li>- Considering the nature and extent of planned ongoing activities;</li> <li>- Substantiating a sample of expenditure by agreeing to supporting documentation; and</li> <li>- Examining the disclosures made in the financial report.</li> </ul>

*Information Other than the Financial Report and Auditor's Report Thereon*

The directors are responsible for the other information. The other information comprises the information included in the Company's annual report for the year ended 30 June 2023, but does not include the financial report and our auditor's report thereon.

Our opinion on the financial report does not cover the other information and accordingly we do not express any form of assurance conclusion thereon.

In connection with our audit of the financial report, our responsibility is to read the other information and, in doing so, consider whether the other information is materially inconsistent with the financial report or our knowledge obtained in the audit or otherwise appears to be materially misstated.

If, based on the work we have performed, we conclude that there is a material misstatement of this other information, we are required to report that fact. We have nothing to report in this regard.

*Responsibilities of the Directors for the Financial Report*

The directors of the Company are responsible for the preparation of the financial report that gives a true and fair view in accordance with Australian Accounting Standards and the *Corporations Act 2001* and for such internal control as the directors determine is necessary to enable the preparation of the financial report that gives a true and fair view and is free from material misstatement, whether due to fraud or error.

In preparing the financial report, the directors are responsible for assessing the ability of the Company to continue as a going concern, disclosing, as applicable, matters related to going concern and using the going concern basis of accounting unless the directors either intend to liquidate the Company or to cease operations, or have no realistic alternative but to do so.

### *Auditor's Responsibilities for the Audit of the Financial Report*

Our objectives are to obtain reasonable assurance about whether the financial report as a whole is free from material misstatement, whether due to fraud or error, and to issue an auditor's report that includes our opinion. Reasonable assurance is a high level of assurance, but is not a guarantee that an audit conducted in accordance with Australian Auditing Standards will always detect a material misstatement when it exists. Misstatements can arise from fraud or error and are considered material if, individually or in the aggregate, they could reasonably be expected to influence the economic decisions of users taken on the basis of this financial report.

As part of an audit in accordance with the Australian Auditing Standards, we exercise professional judgement and maintain professional scepticism throughout the audit. We also:

- Identify and assess the risks of material misstatement of the financial report, whether due to fraud or error, design and perform audit procedures responsive to those risks, and obtain audit evidence that is sufficient and appropriate to provide a basis for our opinion. The risk of not detecting a material misstatement resulting from fraud is higher than for one resulting from error, as fraud may involve collusion, forgery, intentional omissions, misrepresentations, or the override of internal control.
- Obtain an understanding of internal control relevant to the audit in order to design audit procedures that are appropriate in the circumstances, but not for the purpose of expressing an opinion on the effectiveness of the Company's internal control.
- Evaluate the appropriateness of accounting policies used and the reasonableness of accounting estimates and related disclosures made by the directors.  
Conclude on the appropriateness of the directors' use of the going concern basis of accounting and, based on the audit evidence obtained, whether a material uncertainty exists related to events or conditions that may cast significant doubt on the Company's ability to continue as a going concern. If we conclude that a material uncertainty exists, we are required to draw attention in our auditor's report to the related disclosures in the financial report or, if such disclosures are inadequate, to modify our opinion. Our conclusions are based on the audit evidence obtained up to the date of our auditor's report. However, future events or conditions may cause the Company to cease to continue as a going concern.
- Evaluate the overall presentation, structure and content of the financial report, including the disclosures, and whether the financial report represents the underlying transactions and events in a manner that achieves fair presentation.

We communicate with the directors regarding, among other matters, the planned scope and timing of the audit and significant audit findings, including any significant deficiencies in internal control that we identify during our audit.

We also provide the directors with a statement that we have complied with relevant ethical requirements regarding independence, and to communicate with them all relationships and other matters that may reasonably be thought to bear on our independence, and where applicable, actions taken to eliminate threats or safeguards applied.

From the matters communicated with the directors, we determine those matters that were of most significance in the audit of the financial report of the current period and are therefore the key audit matters. We describe these matters in our auditor's report unless law or regulation precludes public disclosure about the matter or when, in extremely rare circumstances, we determine that a matter should not be communicated in our report because the adverse consequences of doing so would reasonably be expected to outweigh the public interest benefits of such communication.

## REPORT ON THE REMUNERATION REPORT

### *Opinion on the Remuneration Report*

We have audited the Remuneration Report included within the directors' report for the year ended 30 June 2023.

In our opinion, the Remuneration Report of Cavalier Resources Ltd for the year ended 30 June 2023 complies with section 300A of the *Corporations Act 2001*.

### *Responsibilities*

The directors of the Company are responsible for the preparation and presentation of the Remuneration Report in accordance with section 300A of the *Corporations Act 2001*. Our responsibility is to express an opinion on the Remuneration Report, based on our audit conducted in accordance with Australian Auditing Standards.



**HLB Mann Judd**  
**Chartered Accountants**

**Perth, Western Australia**  
**20 September 2023**



**N G Neill**  
**Partner**



**Cavalier Resources Ltd**  
**Additional ASX Information**  
**30 June 2023**

Additional information required by Australian Securities Exchange Ltd and not shown elsewhere in this report is as follows.

The information is current as at 18 September 2023.

**(a) Corporate Governance Statement**

The Company's 2023 Corporate Governance Statement has been released as a separate document and is located on our website at [www.cavalierresources.com.au/about-us/corporate-governance/](http://www.cavalierresources.com.au/about-us/corporate-governance/)

**(b) Distribution of Fully Paid Ordinary Shares**

Analysis of number of shareholders by size of holding:

Range	Total Holders	Units	% of Issued Capital
1 - 1,000	9	2,364	0.01%
1,001 - 5,000	25	98,652	0.23%
5,001 - 10,000	143	1,385,815	3.19%
10,001 - 100,000	168	5,915,664	13.64%
100,001 and above	55	35,979,171	82.93%
<b>Total</b>	<b>400</b>	<b>43,381,666</b>	<b>100.00%</b>

**Unmarketable Parcels**

Minimum \$500.00 parcel at \$0.15 per unit is 14 holders.

**(c) Twenty Largest Shareholders**

The names of the twenty largest holders of quoted ordinary shares are:

Rank	Name	Units	% of Units
1	PG MINING PTY LTD <PG MINING A/C>	10,249,346	23.63%
2	CATAALNA PTY LTD <MATIC SUPER FUND A/C>	3,350,000	7.72%
3	MICALE CONSULTING PTY LTD <THE MICALE FAMILY A/C>	2,140,000	4.93%
4	TUFFACO PTY LTD <THE TUFFIN FAMILY A/C>	1,872,800	4.32%
5	NETWEALTH INVESTMENTS LIMITED <SUPER SERVICES A/C>	1,724,499	3.98%
6	MATIC MINING PTY LTD	1,620,800	3.74%
7	PANTHER TRADING PTY LTD <PANTHER A/C>	1,500,000	3.46%
8	TRIBAL MINING PTY LTD <TRIBAL MINING A/C>	1,171,500	2.70%
9	NADKARNI SUPER PTY LTD <NADKARNI SUPER FUND A/C>	1,000,000	2.31%
10	MATRIX EXPLORATION PTY LTD	875,000	2.02%
11	AURALIA HOLDINGS NO 2 PTY LTD <AH NO 2 UNIT A/C>	728,800	1.68%
12	MR PETER JAMES YOUNG & MRS MARIE OLIVE YOUNG <YOUNG SUPER FUND A/C>	605,897	1.40%
13	CONSILIUM CORPORATE ADVISORY PTY LTD	572,000	1.32%
14	PANTHER METALS LTD	500,000	1.15%
15	MR STACEY RADFORD	500,000	1.15%
16	WILLIAM ALAN OLIVER & BRYONY NICOLLE NORMAN OLIVER <MAXIMILLIAN INVESTMENT A/C>	457,600	1.05%
17	MYSUPERSUPERVISOR PTY LTD <JACK PERCY SUPER FUND A/C>	400,000	0.92%
18	NETWEALTH INVESTMENTS LIMITED <WRAP SERVICES A/C>	383,641	0.88%
19	TUFFAGOLD PTY LTD <ATF TUFFAGOLD UNIT TRUST>	375,000	0.86%
20	MR ROSS MERVYN JOHNS	355,000	0.82%
<b>Total</b>		<b>30,381,883</b>	<b>70.04%</b>

**(d) Substantial Shareholders**

The names of substantial shareholders and the number of equity securities as disclosed in their most recent substantial shareholder notices received by the Company are:

<b>Holder Name</b>	<b>Shares</b>
PG Mining Pty Ltd	10,380,000
Ranko Matic	5,192,800
Daniel Tuffin	2,976,600

**(e) Voting Rights**

On a show of hands, holders of ordinary shares have one vote. On a poll, holders of fully paid ordinary shares have one vote per share, whilst holders of partly paid shares have such number of votes equivalent to the proportion paid up in respect of their shares.

**(f) Unlisted Options Expiring 14 June 2026**

Analysis of number of shareholders by size of holding:

<b>Range</b>	<b>Total Holders</b>	<b>Units</b>	<b>% of Issued Capital</b>
1 – 1,000	Nil	Nil	0.00%
1,001 – 5,000	Nil	Nil	0.00%
5,001 – 10,000	Nil	Nil	0.00%
10,001 – 100,000	1	50,000	1.25%
100,001 and above	5	3,950,000	98.75%
<b>Total</b>	<b>6</b>	<b>4,000,000</b>	<b>100.00%</b>

Performance Squared Pty Ltd holds 2,230,000 of these unlisted options. The unlisted options do not have voting rights.

**(g) Unlisted Performance Rights**

The total number of performance rights currently on issue is 4,000,000. The performance rights were issued to the three (3) Directors as set out in the Directors' report. The performance rights expire on 14 June 2026. The performance rights do not have voting rights.

**(h) Securities Subject to Voluntary Escrow**

The following equity securities are subject to voluntary escrow:

- 11,552,750 fully paid ordinary shares until 17 June 2024
- 4,000,000 unlisted options until 17 June 2024
- 4,000,000 performance rights until 17 June 2024

**(i) On Market Buy Back**

There is no current on market buy back of Cavalier Resources Limited shares.

**(j) Mineral resources and ore reserves statement**

The mineral resource estimate was reviewed during the reporting period as a result of additional exploration conducted by the Company (see ASX announcement on 5 December 2022). Details of the current mineral resource estimate are set out in the operations report section of this Annual Report.

The mineral resource estimate increased to 117,800 ounces of gold (0.5g/t cut-off grade) as a result of further drilling undertaken during the reporting period. The previous estimate was released to the ASX on 15 June 2022.

**Cavalier Resources Ltd**  
**Additional ASX Information**  
**30 June 2023**

The Company has ensured that the Mineral Resource and Ore Reserve Estimates are subject to good governance arrangements and internal controls. The Mineral Resource and Ore Reserve estimates reported have been generated by independent consultants who are experienced in modelling and estimation methods. The consultants have undertaken reviews of the quality and the suitability of the data and information used to generate the estimations.

Mineral Resource Estimate Comparison

JORC Resource Category	Current Estimate (0.5g/t Au cut-off grade)			Previous Estimate (0.5g/t Au cut-off grade)		
	Tonnes	Grade	Ounces	Tonnes	Grade	Ounces
Indicated	1,154,000	1.0g/t	37,300	856,000	1.1g/t	30,900
Inferred	2,591,000	1.0g/t	80,600	2,379,000	0.9g/t	70,000
<b>Total</b>	<b>3,745,000</b>	<b>1.0g/t</b>	<b>117,800</b>	<b>3,235,000</b>	<b>1.0g/t</b>	<b>100,900</b>

*Some errors may occur in sums due to rounding. For further information, please see the ASX release on 5 December 2022.*

**(k) Schedule of Tenements**

Project	Tenement	Status	Registered Holder / Applicant	Percentage Ownership
<b>Leonora Gold Project</b>	E37/893	Granted	Cavalier Resources Limited	100%
• <b>Gambier Lass North</b>	E37/1421	Granted	Maximal Investments Pty Ltd	100%
	E37/1422	Granted	Maximal Investments Pty Ltd	100%
	E37/1423	Granted	Maximal Investments Pty Ltd	100%
	E37/1424	Granted	Maximal Investments Pty Ltd	100%
<b>Leonora Gold Project</b>	M37/1202	Granted	Cavalier Resources Limited	100%
• <b>Crawford</b>	P37/8901	Granted	Cavalier Resources Limited	100%
	P37/9475	Granted	Cavalier Resources Limited	100%
	P37/9476	Granted	Cavalier Resources Limited	100%
	P37/9447	Granted	Cavalier Resources Limited	100%
	P37/9448	Granted	Cavalier Resources Limited	100%
	P37/9449	Granted	Cavalier Resources Limited	100%
	L37/251	Application	Cavalier Resources Limited	100%
<b>Hidden Jewel Gold Project</b>	P24/5568	Granted	Cavalier Resources Limited	100%
	E24/232	Granted	Cavalier Resources Limited	100%
<b>Ella's Rock Nickel-Gold Project</b>	E74/662	Granted	Matrix Exploration Pty Ltd	100%
	E74/717	Granted	Cavalier Resources Limited	100%
	E74/718	Granted	Cavalier Resources Limited	100%
	E77/2998	Granted	Cavalier Resources Limited	100%
<b>Maleta Creek Nickel-Gold Project</b>	E39/2378	Application	Cavalier Resources Limited	100%