



**ACN 112 893 491**

**Annual Report**

**for the year ended 30 June 2023**

---

## CONTENTS

CORPORATE INFORMATION .....	3
DIRECTOR'S REPORT.....	4
AUDITOR'S INDEPENDENCE DECLARATION .....	21
CONSOLIDATED STATEMENT OF PROFIT OR LOSS AND OTHER COMPREHENSIVE INCOME .....	22
CONSOLIDATED STATEMENT OF FINANCIAL POSITION .....	23
CONSOLIDATED STATEMENT OF CHANGES IN EQUITY .....	24
CONSOLIDATED STATEMENT OF CASH FLOWS .....	25
NOTES TO THE CONSOLIDATED FINANCIAL STATEMENTS .....	26
DIRECTORS' DECLARATION.....	49
INDEPENDENT AUDITOR'S REPORT.....	50
CORPORATE GOVERNANCE STATEMENT.....	54
ADDITIONAL SECURITIES EXCHANGE INFORMATION.....	55
SCHEDULE OF TENEMENTS .....	58

## CORPORATE INFORMATION

**ABN 80 112 893 491**

### Directors

Christopher Zielinski	Non-Executive Chairman	Appointed 10 August 2018
Patric Glovac	Executive Director (appointed 1 August 2020)	Appointed 10 August 2018 as Non-executive director
Troy Hayden	Non-Executive Director	Appointed 11 March 2020
Richard Barker	Non-Executive Director	Resigned 16 June 2023

### Company secretary

Mrs Anna MacKintosh

### Registered and Principal Office

22 Townshend Road  
Subiaco WA 6008

Telephone: 08 9388 0051  
Website: [www.globaloilandgas.com.au](http://www.globaloilandgas.com.au)

### Share register

Advanced Share Registry  
110 Stirling Highway  
Nedlands WA 6009  
Telephone: 08 9389 8033

### Solicitors

Nova Legal  
Level 2, 50 Kings Park Road  
West Perth WA 6005

### Bankers

NAB  
100 St. Georges Terrace  
Perth WA 6000

### Auditors

BDO Audit (WA) Pty Ltd  
Level 9  
Mia Yellagonga Tower 2  
5 Spring Street  
Perth WA 6000

### Securities Exchange Listing

Global Oil and Gas Limited shares are listed on the Australian Securities Exchange (ASX: GLV)

## DIRECTORS' REPORT

Your directors present their report together with the financial statements of the Group consisting of Global Oil and Gas Limited ("the Company") and the entities it controlled during the year for the financial year ended 30 June 2023. In order to comply with the provisions of the Corporations Act 2001, the Directors' report as follows:

### Directors

The names of directors who held office during or since the end of the period and until the date of this report are as follows. Directors were in office for this entire period unless otherwise stated.

#### **Mr Chris Zielinski Bachelor of Laws and Bachelor of Commerce (Finance) (Non-Executive Chairman appointed 10 August 2018)**

Experience and expertise	Mr Zielinski is a corporate lawyer and Director of Nova Legal (Perth based corporate law firm). Mr Zielinski graduated from the University of Notre Dame in 2006 with a Bachelor of Laws and Bachelor of Commerce (Finance). Mr Zielinski primarily works in mergers and acquisitions, equity capital markets, regulatory compliance and commercial transactions with particular experience in the resources and technology sectors. Mr Zielinski was appointed to the board on 10 August 2018.
Other current directorships	Non-executive Director Omnia Metals Ltd (ASX.OM1) since May 2021 and Green Critical Minerals Ltd (ASX.GCM) since March 2023.
Former listed directorships in last 3 years	None.

#### **Mr Patric Glovac B.Com (Executive Director appointed 1 August 2020, previously Non-executive director)**

Experience and expertise	In 2013 Mr Glovac co-founded GTT Ventures Pty Ltd (GTT), a boutique corporate advisory firm, specialising in the resource and technology sector. GTT has funded numerous listed and private companies since its inception across multiple markets including Australia, USA and the United Kingdom. Previously he worked as an investment advisor for Bell Potter Securities Limited since 2003, focusing on high net-worth clients and corporate advisory services. Mr Glovac was appointed to the board on 10 August 2018.
Other current directorships	Executive Chairman Pure Resources Ltd (ASX.PR1) since September 2021.
Former listed directorships in last 3 years	Non-executive Director Hyperion Metals Ltd (ASX.HYM) resigned (previously TAO Commodities Ltd ASX.TAO) 1 March 2021. Non-executive Director Prominence Energy Ltd (ASX:PRM) resigned 16 July 2021.

#### **Mr Troy Hayden Bachelor of Commerce, M.Bus (Banking) (Non-Executive Director) appointed 11 March 2020**

Experience and expertise	Mr Hayden has more than 25 years' experience in the upstream oil and gas industry. He has worked on numerous oil and gas asset acquisitions, divestments and M&A transactions. He is currently the Business Development Manager at Transborder Energy, a small scale Floating LNG company. He was the CEO/Managing Director at previously ASX listed Tap Oil for 6 years and worked at Woodside Petroleum for 12 years, where he held a number of positions, including Treasurer, Acting CFO, Vice President of the USA Business Unit and Vice President of the Pluto Business Unit. He has consulted to a number of resource companies, working with First Quantum Minerals (Acting CFO), QR National (Group Treasurer), and Western Gas.
Other current directorships	Prominence Energy Limited (ASX.PRM) since July 2021.
Former listed directorships in last 3 years	None.

## DIRECTORS' REPORT continued

### Mr Richard Barker (Non-Executive Director) resigned 16 June 2023

Experience and expertise	Mr Barker, a co-founder of the Goshawk Group, has held executive roles at listed and unlisted oil and gas and resource companies over the last ten years. Prior to this Richard, who holds a Master of Laws, worked at Australian law firms Clayton Utz and Jackson McDonald. Richard has extensive corporate governance, project management, Native Title and operations experience.
Other current directorships	Richard is currently a non-executive Director and Company Secretary of the AIM listed Scotgold Resources Ltd (AIM: SGZ).
Former listed directorships in last 3 years	None.

### Company Secretary

Anna MacKintosh B.Com (UWA) CPA

Anna MacKintosh has over 30 years' commercial experience including 11 years with BHP, 10 years with AFSL holder Kirke Securities Ltd as Compliance Manager, Finance Manager and Responsible Executive. Since then Ms MacKintosh has been the Company Secretary/CFO for listed entity Kalia Limited (formerly GB Energy Ltd) (ASX: KLH), Financial Controller for Force Commodities (ASX: 4CE) and previously XTV Networks Ltd (ASX: XTV) , Applabs Technologies Ltd (ASX: ALA), Hyperion Metals Ltd (ASX:HYM) (previously TAO Commodities Ltd ASX.TAO) and Prominence Energy Ltd (ASX:PRM). She is also currently Company Secretary of Omnia Metals Group Ltd (ASX:OM1), Marquee Resources Ltd (ASX:MQR) and Green Critical Minerals Ltd.

## DIRECTORS' REPORT continued

### Material Business Risks

The Group considers the following to be the key material business risks:

#### Additional requirements for capital

The Company's capital requirements depend on numerous factors. Any additional equity financing will dilute shareholdings, and debt financing, if available, may involve restrictions on financing and operating activities. If the Company is unable to obtain additional financing as needed, it may be required to reduce the scope of its operations and scale back its exploration programs as the case may be. There is however no guarantee that the Company will be able to secure any additional funding or be able to secure funding on terms favourable to the Company.

#### Risk of failure in exploration, development or production

Payment of compensation is ordinarily necessary to acquire participating interests. Also, surveying and exploratory drilling expenses (exploration expenses) become necessary at the time of exploration activities for the purpose of discovering resources. When resources are discovered, it is necessary to further invest in substantial development expenses.

There is, however, no guarantee of discovering resources on a scale that makes development and production feasible. The probability of such discoveries is considerably low despite various technological advances in recent years, and even when resources are discovered the scale of the resource does not necessarily make commercial production feasible. For this reason, the Group conservatively recognises expenses related to exploration investment in our consolidated financial statements.

To increase recoverable resources and production, the Group plans to always take an interest in promising properties and plans to continue exploration investment. Although exploration and development (including the acquisition of interests) are necessary to secure the resources essential to the Group's future sustainable business development, each type of investment involves technological and economic risks, and failed exploration or development could have an adverse effect on the results of the Group's operations.

#### Overseas Business Activities and Country Risk (Geopolitical Risk)

The Group engages in exploration activities outside of Australia, in Peru. The success of the Group's operation depends on the political stability in this country and the availability of qualified and skilled workforce to support operations. While the operations of the Group in this country is currently very stable, a change in the government may result in changes to the foreign investment laws and these assets could have an adverse effect on the Group's operational results.

To manage this risk, the Group ensures that all significant transactions in these countries are supported by robust contracts between the company and third parties. We have a system in place for parent company level to continuously check the country risk management before any significant investment is made. Furthermore, we have developed a mechanism to counter legal risk, where foreign subsidiaries and management can receive appropriate legal guidance regarding matters such as important agreements and lawsuits in foreign locations.

#### Environmental

The operations and proposed activities of the Company are subject to laws and regulations concerning the environment. As with most exploration projects and mining operations, the Company's activities are expected to have an impact on the environment, particularly if advanced exploration or mine development proceeds. It is the Company's intention to conduct its activities to the highest standard of environmental obligation, including compliance with all environmental laws.

Mining operations have inherent risks and liabilities associated with safety and damage to the environment and the disposal of waste products occurring as a result of mineral exploration and production. The occurrence of any such safety or environmental incident could delay production or increase production costs. Events, such as unpredictable rainfall or bushfires may impact on the Company's ongoing compliance with environmental legislation, regulations and licences. Significant liabilities could be imposed on the Company for damages, clean-up costs or penalties in the event of certain discharges into the environment, environmental damage caused by previous operations or non-compliance with environmental laws or regulations.

The disposal of mining and process waste and mine water discharge are under constant legislative scrutiny and regulation. There is a risk that environmental laws and regulations become more onerous making the Company's operations more expensive.

#### Climate risk

There are a number of climate-related factors that may affect the operations and proposed activities of the Company. The climate change risks particularly attributable to the Company include:

## DIRECTORS' REPORT continued

- a) the emergence of new or expanded regulations associated with the transitioning to a lower-carbon economy and market changes related to climate change mitigation. The Company may be impacted by changes to local or international compliance regulations related to climate change mitigation efforts, or by specific taxation or penalties for carbon emissions or environmental damage. These examples sit amongst an array of possible restraints on industry that may further impact the Company and its profitability. While the Company will endeavour to manage these risks and limit any consequential impacts, there can be no guarantee that the Company will not be impacted by these occurrences; and
- b) climate change may cause certain physical and environmental risks that cannot be predicted by the Company, including events such as increased severity of weather patterns and incidence of extreme weather events and longer-term physical risks such as shifting climate patterns. All these risks associated with climate change may significantly change the industry in which the Company operates.

### Interests in the shares and options of the Company and related bodies corporate

The following relevant interests in shares and options of the Company or a related body corporate were held by the directors as at the date of this report.

Directors	Number of fully paid ordinary shares	Number of options over ordinary shares	Performance Rights
Mr Chris Zielinski	584,375	97,395	-
Mr Patric Glovac	2,250,000	375,000	-
Mr Troy Hayden	958,333	-	-
Mr Richard Barker	Nil	-	-

There are no unpaid amounts on the shares issued.

### Dividends

No dividends have been paid or declared since the start of the financial year and the directors do not recommend the payment of a dividend in respect of the financial year.

### Principal Activities

The principal activities of the Group during the financial year were operating in the gas exploration sector in Australia. There were no other significant changes in the nature of the Group's principal activities during the financial year.

## Operating Results and Review of Operations for the Year

### Operating Results

The loss of the Group for the financial year after providing for income tax amounted to:

Year ended 30 June 2023	Year ended 30 June 2022
\$	\$
(4,042,638)	(19,797,332)

## Review of operations

### Corporate

#### Placement November 2022

The Company completed a Placement of shares in November 2022 to sophisticated and professional investors to raise \$450,000 (before costs) through the issue of 225,000,000 shares at an issue price of \$0.002 each, together with one (1) free-attaching option (exercisable at \$0.004 and expiring 31 December 2025) for every two (2) Placement Shares subscribed for and issued (a total of up to 112,500,000 Placement Options). Please note this is on a pre-consolidated basis.

#### Entitlement Issue

In conjunction with the Placement, the Company finalised a fully underwritten pro-rata non-renounceable entitlement issue of one (1) share for every two (2) shares held by eligible shareholders at an issue price of \$0.002 each to raise up to \$2,285,855, together with one (1) free-attaching option (exercisable at \$0.004 and expiring 3 years from the date of issue) for every two (2) new shares subscribed for and issued. A total of 392,400,940 shares were issued under the offer.

On the 5<sup>th</sup> January 2023, the shortfall from the Entitlement Issue were issued as per the underwriting agreement. A total of 750,526,414 shares were issued to raising \$1,501,053 before costs.

## DIRECTORS' REPORT continued

A Notice of meeting was released in January 2023 to gain shareholder approval for the following:

- Ratification of the Prior Issue of 225,000,000 Placement Shares (pre-consolidated basis).
- Approval to issue 100,000,000 Broker Options (pre-consolidated basis).
- Approval to issue 112,500,000 Placement Options (pre-consolidated basis).
- Consolidation of capital – every 10 shares to be consolidated into 1 share, every 10 Options to be consolidated into 1 Option, and every 10 Performance rights to be consolidated into 1 Performance right.

The meeting took place on 24 February 2023 and all resolutions passed. The consolidation was finalised with trading on the consolidated basis commencing 14 March 2023. The issue of the Options approved at this meeting occurred in May 2023.

### Annual General Meeting

Annual General Meeting took place on 29 November 2022 and all resolutions were passed via a poll.

### Placement June 2023

In June 2023, the Company completed a Placement to sophisticated and professional investors to raise \$942,919 (before costs) through the issue of 85,719,915 shares at an issue price of \$0.011, together with one free attaching option (exercisable at \$0.004 and expiring 31 December 2025) for every two Placement Shares.

A shareholder meeting was held subsequent to the year end (15 August 2023) and approved the following:

- Tranche 2 of the Placement 5,189,176 shares
- Approval of issue of free attaching options to Placement Participants 45,454,546
- Approval to issue 30 million broker options
- Approval to issue consideration and facilitation shares in relation to the transaction with Jaguar Exploration whereby the Company and Jaguar were granted rights to an oil and gas block located offshore in Peru, via a technical evaluation agreement (TEA). A total of 33,211,595 shares were issued.

### EP127 (100%) Project (NT)

The Company dedicated the period to planning their future work program. This program includes the implementation of a proposed 2D Seismic program, which has been designed to fulfill the commitments associated with their license. Importantly, the company actively engaged with local landowners and Northern Territory government bodies to develop a comprehensive plan that aligns with regulatory requirements, ensuring a smooth execution of field activities.

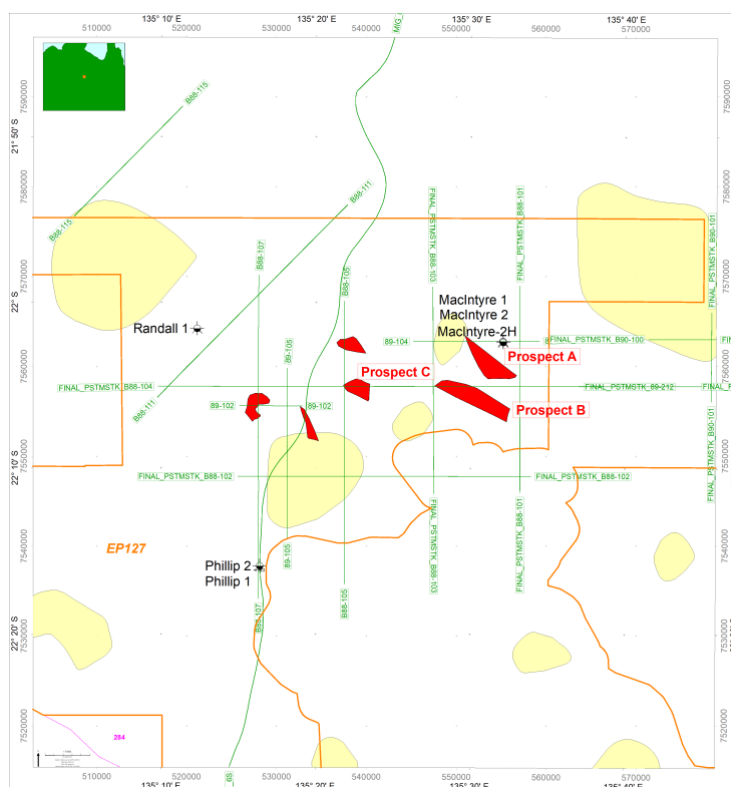


Figure 1 - Prospect Map



## DIRECTORS' REPORT continued

The Company's current plans revolve around conducting reprocessing and interpretation studies, along with implementing 2D seismic activities during 2023/2024. This exploration effort is based on the identification of several promising targets in the region. The Company has also completed a preliminary work program and is in active discussions with the Central Land Council to devise a strategy for obtaining a Sacred Site Clearance Certificate (SSCC), with the aim of submitting it early in Q3 2023.

The selection of these exploration targets stems from a comprehensive technical reevaluation of the area, which includes a fresh seismic interpretation and a thorough review of past well results. A key observation from this review is that only the MacIntyre-1 and -2 wells were drilled on a valid structural target, while the other two wells were drilled off-structure. To enhance data quality, the company is currently reprocessing previous seismic line vintages. The precise locations of these selected lines will be determined based on the final interpretation and the SSCC requirements. Notably, many wells in the area have shown indications of oil and gas, signifying the basin's generative potential.

The ongoing focus of the current desktop work phase is to define reservoir targets in the region situated between the MacIntyre, Phillips, and Randall wells. The company has identified two primary prospects, along with a third, more tightly defined prospect. The first target (A) is centered around the Stromatolites in the Hagen Member, which exhibits favorable characteristics such as good porosity, permeability, and promising oil shows observed in Phillips-2, MacIntyre-1 & -2, and Randall-1. The second target (B) involves sabkha deposits within the Hagen Member, known for their abundant anhydrite content, providing excellent inter-formational and top seal properties for units below. A third target (C) has been pinpointed in the Thornton Limestone; however, it is anticipated that artificial enhancement of permeability may be required to make it a suitable reservoir.

Now with the necessary data and contractors secured, the company is pushing ahead with exploration activities. The aim is to obtain site clearance certificates in the next quarter, facilitating ground-based activities.

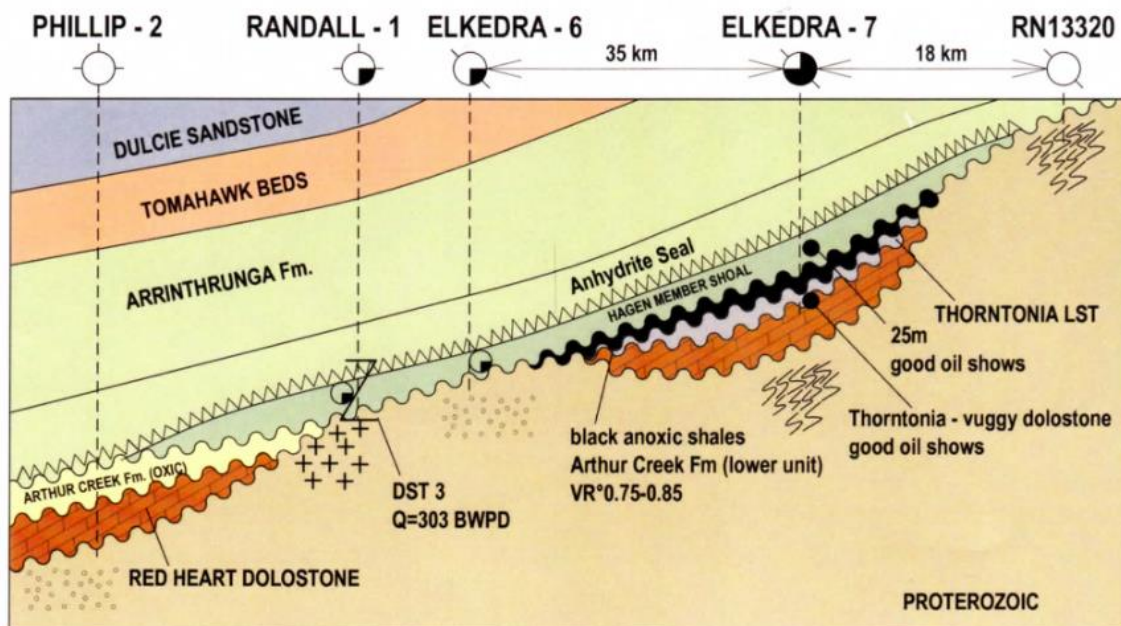


Figure 2 – Schematic diagram showing stratigraphic play on the southwestern margin of the Georgina Basin. Main targets are the Hagen Member and the Thornton Limestone. NT Geological Survey

## DIRECTORS' REPORT continued

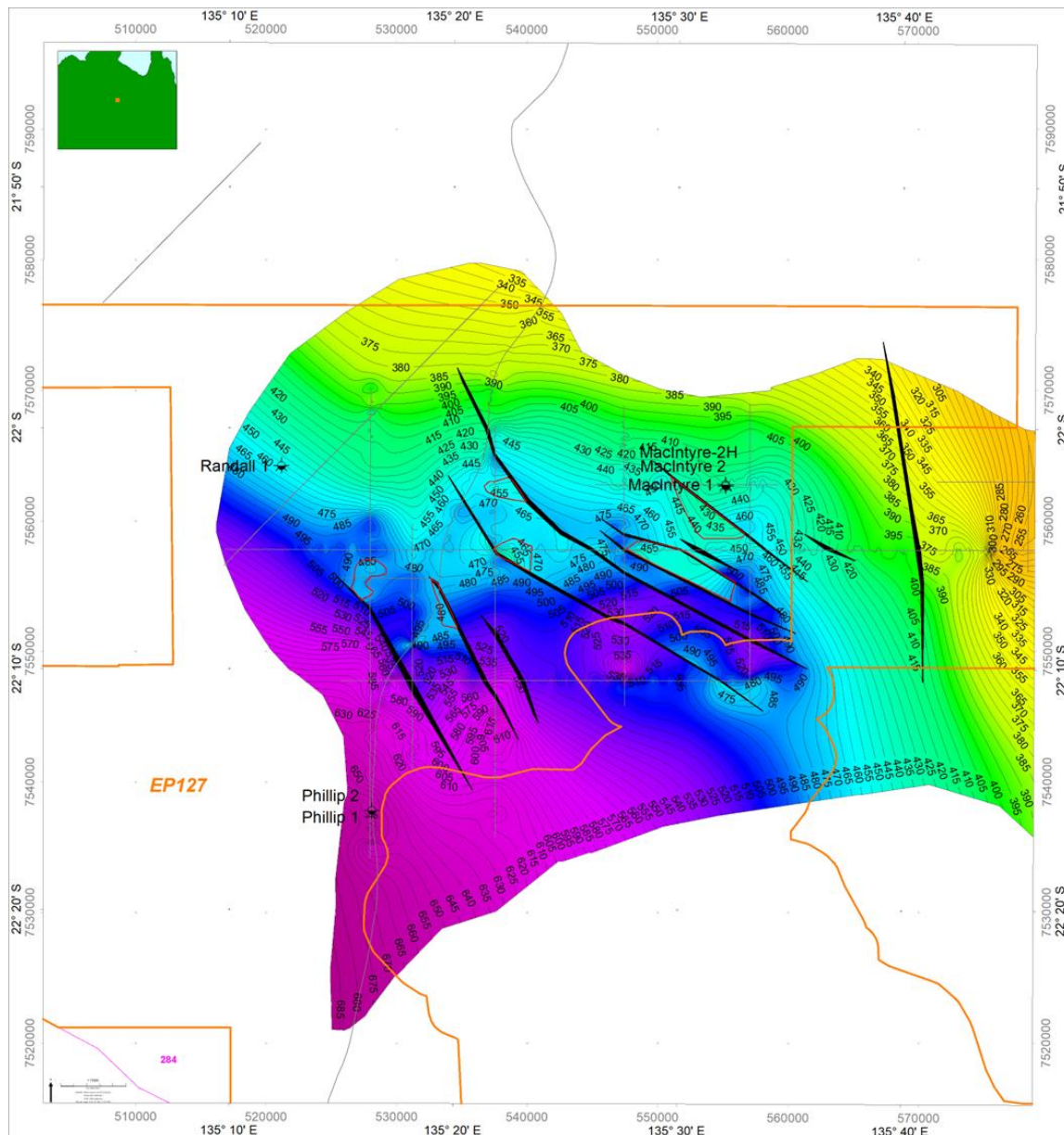


Figure 3 – Time – Structure contour map of Top Thornton Limestone

For further details, interested parties can refer to the ASX announcement dated 22 June 2023.

#### Petroleum Legislation Amendment Bill 2022

During the 2023 financial year, Global Oil & Gas Limited reported that the Northern Territory Government's passage of The Petroleum Legislation Amendment Bill 2022, often referred to as the "Amended Bill." This legislative milestone occurred after the bill was introduced to the Legislative Assembly during the October 2022 parliamentary sessions and was successfully passed in December 2022. The Amended Bill brings about 13 essential amendments to the Petroleum Act 1984. One of the most noteworthy aspects of these amendments is the expansion of the definition of petroleum. This expansion holds immense importance for Global Oil & Gas Limited, as it opens up new opportunities for the exploration and production of naturally occurring hydrogen. The Company expressed enthusiasm regarding the passage of the Amended Bill, recognising its potential to reshape their operations.

## DIRECTORS' REPORT continued

### Peruvian Project

During the first half of the 2023 year, the Company received a Technical Evaluation Agreement (TEA) for an oil and gas exploration block offshore Peru, covering an expansive area of 4,858 square kilometers. In this endeavor, the Company holds an 80% stake in the TEA, while its project partner, the US-based oil and gas exploration company Jaguar Exploration, Inc. ("Jaguar"), holds the remaining 20%.

Global Oil & Gas Limited and Jaguar have earned recognition as "Qualified Subjects" by Perupetro, the Peruvian national oil regulator. As a result, they are now authorised to assume one hundred percent (100%) participation in a Technical Evaluation Agreement (CET) on area LXXXVI. The formalisation of contracts between the parties and Perupetro occurred in August 2023 (see ASX announcement dated 21 August 2023).

This offshore oil and gas block is situated in the Gulf of Guayaquil, characterised by water depths ranging from 100 meters to 1,500 meters. It spans across the Tumbes-Progreso and Talara basins, both known for hosting historical producing oil and gas fields. The Talara basin, in particular, has a reputation as one of Peru's most productive hydrocarbon plays.

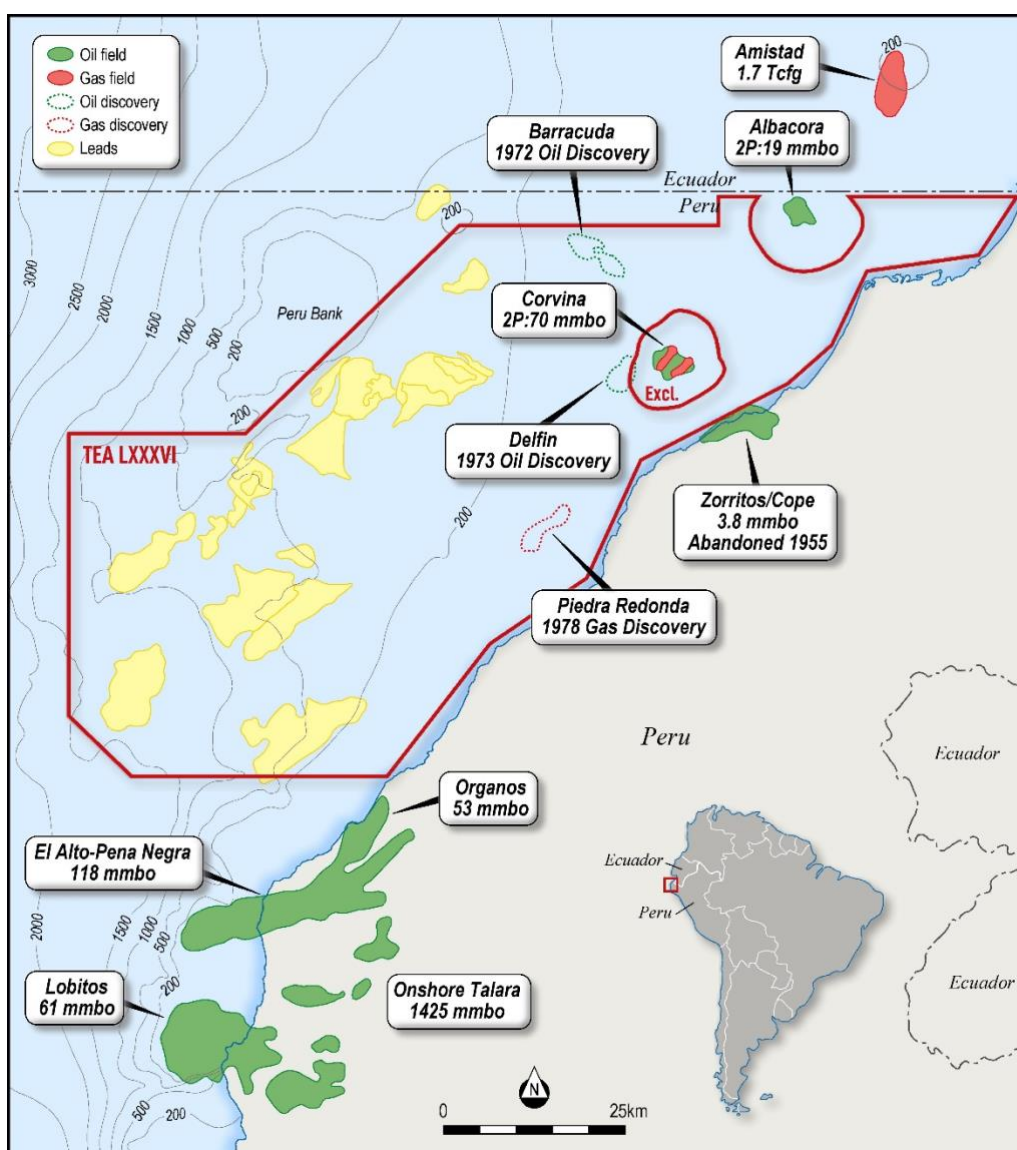


Figure 4: Global Oil's TEA block offshore Peru

## DIRECTORS' REPORT continued

Notably, the block is not isolated; it encompasses multiple historic and currently producing oil and gas fields. For instance, the southeast border of the TEA is adjacent to the Alto-Pena Negra oil field, known for its high productivity, currently yielding around 3,000 barrels of oil per day (bopd) and boasting a total historical production of over 143 million barrels of oil.

In the northeast, the block incorporates the former Corvina oil field, which previously achieved production rates of up to 4,000 barrels of light oil per day with an API gravity of 28.45°.

The proximity of the TEA's southern border, a mere 70 kilometers from the Talara crude oil refinery, further underscores the block's strategic location and potential significance in the broader oil and gas landscape.

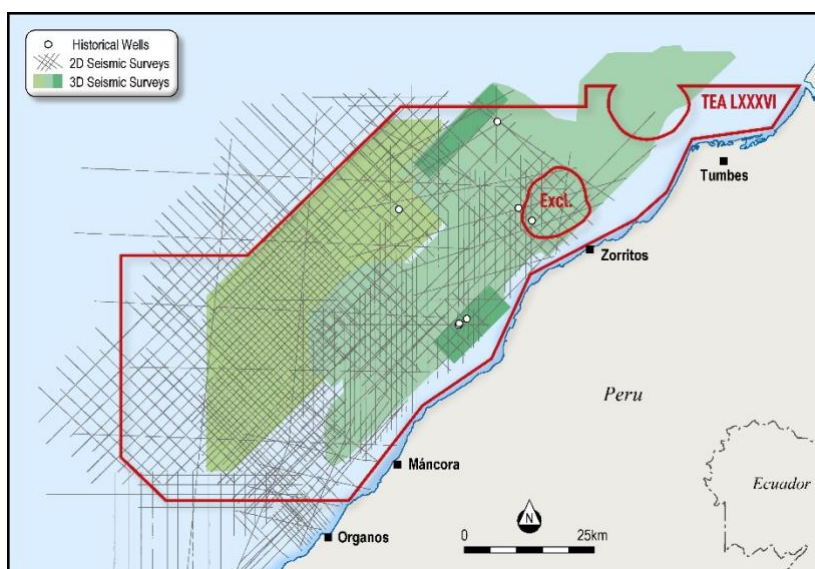


Figure 5: Global's TEA block offshore Peru – seismic surveys

**Technical Evaluation Agreement (TEA)** A Technical Evaluation Agreement (TEA) represents an oil and gas contract that grants the holder exclusive rights to negotiate a License Contract with PeruPetro, the Peruvian national oil regulator, for the specified TEA area. In exchange for these exclusive rights, the TEA holder is obligated to conduct greenfield exploration activities within the area.

Significantly, the TEA period typically does not impose significant expenditure commitments. However, Global Oil & Gas Limited anticipates an expenditure of approximately \$US250,000 during this period. This investment will primarily cover the costs associated with conducting desktop studies and compiling available data related to the block. It will also include consulting fees and expenses associated with any potential farm-out process.

In essence, the TEA offers Global Oil & Gas Limited the opportunity to develop and market the TEA with a cost-effective two-year exclusive option to potentially convert all or part of the extensive TEA area into one or more License Contracts. The Company is participating in a joint venture with Jaguar Exploration Inc. for TEA LXXXVI.

**About Jaguar** Jaguar is a prominent independent geoscience company founded in 2000. Over the years, Jaguar has played a crucial role in compiling comprehensive historic 2D and 3D data across the Tumbes and Talara Basins. Additionally, Jaguar has been responsible for compiling extensive historic well data, including petrophysical logs and well/production data. Drawing upon this wealth of information, Jaguar has successfully identified several oil and gas prospects and delineated an area of interest that currently defines the TEA area.

Given Jaguar's expertise in this domain, Global Oil & Gas Limited has heavily relied on their insights and capabilities to advance the prospecting effort. Importantly, it's worth noting that Jaguar, along with its controller, is not affiliated with Global Oil & Gas Limited as a related party or substantial holder.

## DIRECTORS' REPORT continued

**Transaction Terms** With the successful grant of the TEA, Global Oil & Gas Limited and Jaguar are poised to formalise their collaboration through a binding term sheet. The material terms of this joint venture are as follows:

- (a) Consideration for the TEA: Global Oil & Gas Limited will provide consideration to Jaguar for the awarded TEA in the following manner:
  - US\$40,000 as cost reimbursement for preparing and submitting the TEA application (already paid).
  - US\$225,000 in cash (already paid).
  - As approved by shareholders in the meeting held 15 August 2023, 25,371,695 fully paid ordinary shares in the capital of the Company.
- (b) Initial Working Interests: The initial working interests for Global Oil & Gas Limited and Jaguar will be 80% and 20%, respectively. Notably, Jaguar's interest will be free-carried from the date of the TEA grant until the completion of the first exploration well. It is envisioned that a third-party farm-in partner (Third Party) will ultimately be introduced to fund the drilling of any exploration well should suitable targets be identified within the Block.
- (c) Joint Operating Agreement: In the event that Global Oil & Gas Limited and Jaguar decide to exercise their option to negotiate and sign a License Contract with Perupetro, they commit to negotiating in good faith a formal joint operating agreement.
- (d) Royalty Deed: If the TEA is upgraded to a License Contract and the participating interests of Global Oil & Gas Limited and Jaguar in the joint venture are acquired or diluted below 5% through a Third Party, the parties will aim to enter into a royalty deed with the Third Party. This royalty deed will grant Global Oil & Gas Limited and Jaguar the right to receive a gross revenue royalty in respect of any petroleum produced from the area of the License Contract.
- (e) Withdrawal: Either party retains the option to withdraw from the joint venture if it decides not to proceed with a License Contract. In such cases, the withdrawing party is obligated to transfer its right, title, and interest in the TEA to the other party for a nominal consideration.

### Goshawk Energy

During the June 2023 financial year, Global Oil & Gas Limited reported an amendment related to its involvement with Goshawk Energy Corporation Pty Ltd ("GEC") and Goshawk Energy (Canning Basin) Pty Ltd ("Goshawk"). This amendment effectively removes the obligation for additional payments under the Sale Agreement with Squadron Energy Pty Ltd ("Squadron") concerning Goshawk's acquisition of Squadron's 80% joint venture interest in the Canning Basin applications and EP 499.

Global Oil & Gas Limited holds a 20% stake in GEC. This amendment, subject to regulatory approval, eliminates all future and conditional payments associated with the acquisition from Squadron, providing clarity and simplification to the agreement.

**About the Helvetica Prospect in EP 499** The Helvetica Prospect is a significant focus within EP 499. It was identified based on existing 2D seismic data and a shallow test well drilled in 1985, known as Pandorea-1. This well encountered oil shows above the Helvetica Prospect, sparking interest in deeper exploration. The prospect aims to test the deeper salt-sealed structure in the area, holding the potential for significant hydrocarbon discoveries.

### WA-519-P (Sasanof-1)

Global Oil & Gas Limited as reported in the previous financial year partially funded drilling of the Sasanof-1 exploration well in late May 2022, carried out by the Valaris MS-1 rig, without any incidents. This drilling venture reached a total depth of 2,390 meters on 5 June 2022 and intersected the Lower Barrow Group target sands at a depth of 2,252.9 meters (TVDSS), slightly below the prognosed pre-drill prediction. Initial evaluations indicated the presence of 40 meters of net sand.

However, despite these positive indications, the sands encountered in the well contained water, and no commercial hydrocarbons were detected. Preliminary technical analysis suggests that the expected western seal of the targeted stratigraphic trap was breached, leading to the migration of gas out of the Prospect.

Global Oil & Gas Limited, in collaboration with its joint venture participants, continues to assess the remaining leads to prospects. This assessment includes an in-depth evaluation of data acquired from the Sasanof-1 well to guide future exploration efforts. The Company retains its 25% interest in the WA-519-P permit and is committed to ongoing collaboration with its joint venture partners to further evaluate exploration targets within the permit

## **DIRECTORS' REPORT continued**

### **Significant changes in the state of affairs**

Investment in Goshawk Energy Corporation remains at 20% however the company has made the decision to cease any further funding.

The Company has entered into a Technical Evaluation Agreement with its partner Jaguar Exploration Inc. with the Peruvian National Agency of Hydrocarbons in an oil and gas exploration block offshore Peru, See significant events after reporting date for further details.

### **Significant events after reporting date**

The Company announced in August 2023 that it had executed a Technical Evaluation Agreement LXXXVI (**TEA**) with the Peruvian National Agency of Hydrocarbons, Perupetro, for a 4,858km<sup>2</sup> oil and gas exploration block offshore Peru. The Company now holds 80% of the TEA with project partner, US based oil and gas exploration company Jaguar Exploration, Inc. (Jaguar), holding the remaining 20%. Pursuant to the agreement, GLV shares as detailed in the ASX announcement dated 7 June 2023, and was approved at the Shareholders meeting held on 15 August 2023, The consideration shares were issued 24 August 2023 and payment to the vendors occurred 24 August 2023.

The oil and gas block is located in the Tumbes-Progreso basin, in water depths that range from 100m to 1,500m. Immediately to the south is the Talara Basin which is one of the most productive basins in Peru having already produced more than 1.6 billion barrels.

The block is surrounded by, and incorporates, multiple historic and currently producing oil and gas fields. The southeast of the block borders the Alto-Pena Negra oil field which is one of Peru's most productive fields, currently producing around 3,000 barrels of oil per day (bopd) with total historical production of more than 143 million barrels of oil.

In the northeast, the block incorporates the excised 27.8 million barrel Corvina oil field which generated past production rates of up to 4,000 barrels of light oil per day (28.45° API).

The southern border of the TEA is also only 70km from the Talara crude oil refinery which received production from the Corvina field.

A shareholder meeting was held subsequent to the year end (15 August 2023) and approved the following:

- Tranche 2 of the Placement 5,189,176 shares
- Approval of issue of free attaching options to Placement Participants 45,454,546
- Approval to issue 30 million broker options
- Approval to issue consideration and facilitation shares in relation to the transaction with Jaguar Exploration whereby the Company and Jaguar were granted rights to an oil and gas block located offshore in Peru, via a technical evaluation agreement (**TEA**). A total of 33,211,595 shares were issued.

No other matter or circumstance has arisen since 30 June 2023 that has significantly affected, or may significantly affect the consolidated entity's operations, the results of those operations, or the consolidated entity's state of affairs in future financial years.

### **Likely developments and expected results**

The Company continues to review a number of potential oil and gas projects.

### **Environmental regulation**

In the course of its normal exploration activities, the Group adheres to environmental regulations imposed on it by the various regulatory authorities, particularly those regulations relating to ground disturbance and the protection of rare and endangered flora and fauna. The Group has complied with all material environmental requirements during the financial year. The Board believes that the Group has adequate systems in place for the management of its environmental requirements and is not aware of any breach of these environmental requirements as they apply to the Group.

### **Indemnification and insurance of Directors and Officers**

The Company has agreed to indemnify all the directors of the Company for any liabilities to another person (other than the Company or related body corporate) that may arise from their position as directors of the Company and its controlled entities, except where the liability arises out of conduct involving a lack of good faith.

## DIRECTORS' REPORT continued

### Remuneration report (Audited)

This report, which forms part of the directors' report, outlines the remuneration arrangements in place for the key management personnel ("KMP") of Global Oil and Gas Limited for the financial year ended 30 June 2023. The information provided in this remuneration report has been audited as required by Section 308(3C) of the Corporations Act 2001.

The remuneration report details the remuneration arrangements for KMP who are defined as those persons having authority and responsibility for planning, directing and controlling the major activities of the Company and the Group, directly or indirectly, including any director (whether executive or otherwise) of the parent Company.

#### Key Management Personnel

##### Directors

Mr Chris Zielinski	Non-Executive Chairman appointed 10 August 2018
Mr Patric Glovac	Executive Director appointed 1 August 2020 (previously Non-Executive Director appointed 10 August 2018)
Mr Troy Hayden	Non-executive Director appointed 11 March 2020
Mr Richard Barker	Non-executive Director appointed 6 November 2020 resigned 16 June 2023

#### Remuneration philosophy

The performance of the Company depends upon the quality of the directors and executives. The Board has the authority and responsibility for planning, directing and controlling the activities of the company and the Group, including directors of the company and of the senior management. Compensation levels for directors and senior management of the Group are competitively set to attract and retain appropriately qualified and experienced directors and executives.

#### Remuneration committee

The Board of Directors of the Company is responsible for determining and reviewing compensation arrangements for the directors and the executive team.

The Board assesses the appropriateness of the nature and amount of remuneration of directors and executives on a periodic basis by reference to relevant employment market conditions with an overall objective of ensuring maximum stakeholder benefit from the retention of a high quality Board and executive team.

#### Remuneration structure

In accordance with best practice corporate governance, the structure of non-executive director and executive remuneration is separate and distinct.

#### Non-executive director remuneration

The Board seeks to set aggregate remuneration at a level that provides the Company with the ability to attract and retain directors of the highest calibre, whilst incurring a cost that is acceptable to shareholders.

The amount of aggregate remuneration sought to be approved by shareholders and the manner in which it is apportioned amongst directors is reviewed annually. The Board considers advice from external shareholders as well as the fees paid to non-executive directors of comparable companies when undertaking the annual review process.

The remuneration of non-executive directors for the year ended 30 June 2023 is detailed in page 16 of this report.

#### Fixed Remuneration

Fixed remuneration is reviewed annually by the Board of Directors. The process consists of a review of relevant comparative remuneration in the market and internally and, where appropriate, external advice on policies and practices.

## DIRECTORS' REPORT

### Remuneration report continued

The Committee has access to external, independent advice where necessary. No remuneration consultants were engaged during the reporting year.

### Employment Contracts

#### Chris Zielinski – Non Executive Chairman appointed 10 August 2018

The key terms of Mr Zielinski's contract are:

- Chairman Fees of \$84,000 per annum plus statutory superannuation.
- No termination benefits

#### Patric Glovac – Executive Director (appointed 1 August 2020, previously Non-Executive Director until 31 July 2020)

The key employment terms of Mr. Glovac's contract are:

- Director fee of \$150,000 per annum plus statutory superannuation
- 6 months termination benefits

#### Troy Hayden – Non-Executive Director appointed 11 March 2020

The key employment terms of Mr Hayden's contract are:

- Director's fee of \$60,000 per annum plus statutory superannuation
- No termination benefits

#### Richard Barker – Non-Executive Director resigned 16 June 2023

The key employment terms of Mr Barker's contract were:

- Director's fee of \$36,000 per annum plus statutory superannuation
- No termination benefits

### Remuneration of Key Management Personnel

#### Key Management Personnel remuneration for the year ended 30 June 2023 and 30 June 2022

		Short Term Benefit		Post Employment Benefit	Equity			Remuneration consisting of Performance
		Salary & fees	Other	Superannuation	Share based payments (ii)	Total		%
		\$		\$	\$	\$	\$	
<b>Directors</b>								
C Zielinski	2023	84,000	-	9,680	18,877	112,557		17%
	2022	80,000	16,800	9,680	95,851	202,331		47%
P Glovac (i)	2023	155,769	-	16,356	18,877	191,002		10%
	2022	163,654	30,000	19,365	95,851	308,870		31%
T Hayden	2023	60,000	-	6,800	15,294	82,094		19%
	2022	56,000	12,000	6,800	89,795	164,595		55%
R Barker (iii)	2023	34,500	-	3,623	-	38,123		0%
	2022	36,000	7,200	4,320	70,000	117,520		60%
Total	2023	334,269	-	36,458	53,048	423,776		13%
	2022	335,654	66,000	40,165	351,497	793,316		44%

(i) P Glovac fees for 2023 financial year include accrued annual leave payment of \$5,769.

(ii) Included in this amount is performance rights amortisation costs \$53,048.

(iii) Resigned 16 June 2023

No member of key management personnel appointed during the year received a payment as part of his or her consideration for agreeing to hold the position



## DIRECTORS' REPORT

### Remuneration report continued

#### Performance Rights

No new performance rights were granted during the year. Current Directors Performance Rights expired 16 June 2023

#### Performance Rights holdings of Directors

30 June 2023	Balance at beginning of year Number	Granted as remuneration Number	Options exercised Number	Net Change Other Number	Balance at end of year Number	Grant Value	Percentage vested
<u>Directors</u>							
Mr Christopher Zielinski							
Class A	-	-	-	-	-	-	-
Class B	3,333,333	-	-	(3,333,333)	-	-	-
Class C	3,333,333	-	-	(3,333,333)	-	-	-
Mr Patric Glovac							
Class A	-	-	-	-	-	-	-
Class B	3,333,333	-	-	(3,333,333)	-	-	-
Class C	3,333,333	-	-	(3,333,333)	-	-	-
Mr Troy Hayden							
Class A	-	-	-	-	-	-	-
Class B	3,333,334	-	-	(3,333,334)	-	-	-
Class C	3,333,334	-	-	(3,333,334)	-	-	-
Mr Richard Barker							
Class A	-	-	-	-	-	-	-
Class B	-	-	-	-	-	-	-
Class C	-	-	-	-	-	-	-

#### Shareholdings of Key Management Personnel

A 1 for 10 consolidation of issued capital occurred during the 2023 financial year, effective 1 March 2023. All reporting is shown on a consolidated basis.

30 June 2023	Balance at beginning of year Number	Granted as remuneration Number	On vesting of performance rights Number	Net Change Other Number <sup>(i)</sup>	Balance at time of resignation	Balance at end of year Number
<u>Directors</u>						
Mr Chris Zielinski	389,583	-	-	194,792	-	584,375
Mr Patric Glovac	1,500,000	-	-	750,000	-	2,250,000
Mr Troy Hayden	958,333	-	-	-	-	958,333
Mr Richard Barker	-	-	-	-	-	-

(i) Shares acquired via participation in the Rights Issue conducted in December 2022.

## DIRECTORS' REPORT

### Remuneration report continued

#### Listed option holdings of Directors

30 June 2023	Balance at beginning of year Number	Granted as remuneration Number	Options expired Number	Net Change Other Number (i)	Balance at end of year Number	Grant Value	Percentage vested
<b>Directors</b>							
Mr Chris Zielinski	125,000	-	(125,000)	97,395	97,395	-	100%
Mr Patric Glovac	-	-	-	375,000	375,000	-	100%
Mr Troy Hayden	500,000	-	(500,000)	-	-	-	-
Mr Richard Barker	500,000	-	(500,000)	-	-	-	-

(i) 1 for 2 free attaching listed option for participants in the Rights Issue that took place in December 2022

All equity transactions with key management have been entered into under terms and conditions no more favourable than those the Group would have adopted if dealing at arm's length.

#### Statutory performance indicators

We aim to align our executive remuneration to our strategic and business objectives and the creation of shareholder wealth. The table below shows measures of the Group's financial performance over the last five years by the *Corporations Act 2001*. These are not necessarily consistent with measures used in determining variable amounts of remuneration to be awarded to KMPs. As a consequence, there may not always be a direct correlation between the statutory key performance measures and the variable remuneration awarded.

#### Statutory key performance indicators of the group over the last five years

	2023	2022	2021	2020	2019
<b>Loss for the year attributable to owners of Global Oil and Gas Ltd (\$'000)</b>	(4,043)	(19,797)	(1,892)	(470)	(4,017)
<b>Basic loss per share cents</b>	(1.441)	(1.335)	(0.324)	(0.182)	(1.725)
<b>Dividend payments</b>	0	0	0	0	0
<b>Dividend payout ration</b>	n/a	n/a	n/a	n/a	n/a
<b>Increase/(decrease) in share price (%)</b>	0%	50%	50%	(50%)	(400%)

#### Other transactions with Key Management Personnel

Payments were made to GTT Ventures Pty Ltd (a company of which Patric Glovac is a Director and shareholder) included the following:

Capital Raising Fees \$29,331  
Bookkeeping fees : \$14,601

Payment to 19808283 Pty Ltd (a company of which Patric Glovac is a Director and shareholder)  
Rent - \$36,000

Payments were made to Nova Legal (a company of which Chris Zielinski is a Director) included the following:  
Legal fees \$37,012

#### Loans to Key Management Personnel

There are no loans to key management personnel during the year.

#### End of Audited Remuneration Report

## DIRECTORS' REPORT

### Directors' Meetings

The number of meetings of directors (including meetings of committees of directors) held during the year and the number of meetings attended by each director were as follows:

	<u>Director's meetings</u>
Number of meetings held:	4
Number of meetings attended:	
Mr Chris Zielinski	4
Mr Patric Glovac	4
Mr Troy Hayden	4
Mr Richard Barker	3

### Proceedings on behalf of the Company

No person has applied for leave of court to bring proceedings on behalf of the Company or intervene in any proceedings to which the Company is a party for the purpose of taking responsibility on behalf of the Company for all or any part of those proceedings.

### Auditor's Independence and Non-Audit Services

Section 307C of the Corporations Act 2001 requires our auditors, BDO Audit (WA) Pty Ltd, to provide the directors of the Company with an Independence Declaration in relation to the audit of the financial report. This Independence Declaration is set out on page 21 and forms part of this directors' report for the year ended 30 June 2023.

### Non-Audit Services

The Company may decide to employ the auditor on assignments additional to their statutory audit duties where the auditor's expertise and experience with the company are important.

Details of the amounts paid or payable to the auditor for audit and non-audit services provided during the year are set out below.

The board of Directors has considered the position and is satisfied that the provision of the non-audit services is compatible with the general standard of independence for auditors imposed by the Corporations Act 2001. The directors are satisfied that the provision of non-audit services by the auditor, as set out below did not compromise the auditor's independence requirements of the Corporations Act 2001 for the following reasons:

- All non-audit services have been reviewed by the Board to ensure they do not impact the impartiality and objectivity of the auditor.
- None of the services undermine the general principles relating to auditor independence as set out in APES 110 *Code of Ethics for Professional Accountants*.

During the year the following fees were paid or payable for non-audit services provided by the auditor of the parent entity, its related practises and non-related audit firms:

<u>Auditors of the Group- BDO and related network firms</u>	<b>2023</b>	2022
	<b>\$</b>	\$
<i>Auditor of the parent entity</i>		
Audit or review of the financial statements	<b>45,633</b>	47,499
	<b>45,633</b>	47,499
<i>Taxation and other advisory services</i>		
Taxation	<b>10,300</b>	9,270
Corporate advisory services	-	25,750
Total services provided by BDO	<b>55,933</b>	82,519

## DIRECTORS' REPORT

Signed in accordance with a resolution of the directors.

Dated: 28 September 2023

A handwritten signature in black ink, appearing to read 'P Glovac', written in a cursive style.

P Glovac  
Executive Director

## DECLARATION OF INDEPENDENCE BY DEAN JUST TO THE DIRECTORS OF GLOBAL OIL & GAS LIMITED

As lead auditor of Global Oil & Gas Limited for the year ended 30 June 2023, I declare that, to the best of my knowledge and belief, there have been:

1. No contraventions of the auditor independence requirements of the *Corporations Act 2001* in relation to the audit; and
2. No contraventions of any applicable code of professional conduct in relation to the audit.

This declaration is in respect of Global Oil & Gas Limited and the entities it controlled during the period.



**Dean Just**

**Director**

**BDO Audit (WA) Pty Ltd**

Perth

28 September 2023

**CONSOLIDATED STATEMENT OF PROFIT OR LOSS AND OTHER COMPREHENSIVE INCOME  
FOR THE YEAR ENDED 30 JUNE 2023**

	Notes	2023 \$	2022 \$
<b>Continuing operations</b>			
<b>Income</b>			
Interest income	2	<u>31,391</u>	38,885
		<b>31,391</b>	<b>38,885</b>
<b>Expenses</b>			
Employee benefits expense		(376,928)	(447,107)
Technical consultants and contracts		(13,170)	(21,200)
Occupancy expenses		(2,499)	(1,970)
Finance Costs		(964)	(3,101)
Administration expenses	2	(595,672)	(521,662)
Share based payments	13	(55,138)	(806,046)
Other		-	(127)
Lease amortisation		(34,242)	(35,802)
Share of Loss in Goshawk (20%)		(18,869)	-
Impairment Investment in Goshawk	8	(2,976,546)	(57,613)
Impairment Sasanof exploration		-	(11,061,650)
Fair value loss on financial asset at FVTPL	7	-	(6,879,939)
<b>Loss before income tax expense</b>		<u>(4,042,638)</u>	(19,797,332)
Income tax expense/(benefit)	3	-	-
<b>Loss after income tax for the year</b>		<u>(4,042,638)</u>	(19,797,332)
<b>Other comprehensive income, net of income tax</b>			
<i>Items that may be reclassified subsequently to profit or loss</i>			
		-	-
Total comprehensive loss for the year attributable to owners of the Company		<u>(4,042,638)</u>	(19,797,332)
Basic and diluted loss per share for the year attributable to the members of Global Oil and Gas Ltd (cents per share)	5	<b>1.441 cents</b>	1.335 cents

The above consolidated statement of profit or loss and other comprehensive income should be read in conjunction with the accompanying notes

## CONSOLIDATED STATEMENT OF FINANCIAL POSITION AS AT 30 JUNE 2023

	Notes	2023 \$	2022 \$
<b>Assets</b>			
<b>Current assets</b>			
Cash and cash equivalents	6	3,452,042	1,613,669
Prepayments		7,314	6,706
Other Receivables		72,448	128,263
<b>Total current assets</b>		<b>3,531,804</b>	<b>1,748,638</b>
<b>Non-current assets</b>			
Deferred exploration and evaluation expenditure	9	1,002,832	698,938
Right of use asset		77,397	93,532
Investment in Associate (Goshawk)	8	-	2,955,415
<b>Total non-current assets</b>		<b>1,080,229</b>	<b>3,747,885</b>
<b>Total assets</b>		<b>4,608,367</b>	<b>5,496,524</b>
<b>Liabilities</b>			
<b>Current liabilities</b>			
Trade and other payables	10	143,173	478,471
Annual Leave Provision		27,095	14,224
Lease Liability		32,004	40,548
<b>Total current liabilities</b>		<b>202,272</b>	<b>533,243</b>
<b>Non-current liabilities</b>			
Lease Liability		45,968	51,419
<b>Total non-current liabilities</b>		<b>45,968</b>	<b>51,419</b>
<b>Total liabilities</b>		<b>248,241</b>	<b>584,662</b>
<b>Net assets</b>		<b>4,360,126</b>	<b>4,911,861</b>
<b>Equity</b>			
Issued capital	11	82,635,066	79,200,301
Reserves	11	1,868,812	1,812,674
Accumulated losses	12	(80,143,752)	(76,101,113)
<b>Total equity</b>		<b>4,360,126</b>	<b>4,911,861</b>

The above consolidated statement of financial position should be read in conjunction with the accompanying notes

## CONSOLIDATED STATEMENT OF CHANGES IN EQUITY FOR THE YEAR ENDED 30 JUNE 2023

	Notes	Issued capital \$	Reserves \$	Accumulated Losses \$	Total equity \$
<b>Balance at 1 July 2022</b>		<b>79,200,301</b>	<b>1,812,674</b>	<b>(76,101,113)</b>	<b>4,911,861</b>
Loss for the year		-	-	(4,042,638)	(4,042,638)
<b>Total comprehensive loss for the year</b>		<b>-</b>	<b>-</b>	<b>(4,042,638)</b>	<b>(4,042,638)</b>
<i>Transactions with owners in their capacity as owner</i>					
Share Issue	11	3,679,159	1,000	-	3,680,159
Share Issue Costs	11	(244,395)	-	-	(244,395)
Performance Rights/Options management	11	-	55,138	-	55,138
<b>Balance at 30 June 2023</b>		<b>82,635,066</b>	<b>1,868,812</b>	<b>(80,143,751)</b>	<b>4,360,126</b>
Balance at 1 July 2021		60,669,682	568,003	(56,303,781)	4,933,903
Loss for the year		-	-	(19,797,332)	(19,797,332)
<b>Total comprehensive loss for the year</b>		<b>-</b>	<b>-</b>	<b>(19,797,332)</b>	<b>(19,797,332)</b>
<i>Transactions with owners in their capacity as owner</i>					
Share Issue	11	20,797,798	-	-	20,797,798
Share Issue Costs	11	(2,267,179)	-	-	(2,267,179)
Performance Rights/Options management	11	-	334,671	-	334,671
Issue of Options	11	-	910,000	-	910,000
<b>Balance at 30 June 2022</b>		<b>79,200,301</b>	<b>1,812,674</b>	<b>(76,101,113)</b>	<b>4,911,861</b>

The above consolidated statement of changes in equity should be read in conjunction with the accompanying notes



## CONSOLIDATED STATEMENT OF CASH FLOWS FOR THE YEAR ENDED 30 JUNE 2023

	Notes	2023 \$	2022 \$
<b>Cash flows from operating activities</b>			
Payments to suppliers and employees		(873,387)	(1,055,352)
Interest Received		31,391	38,885
<b>Net cash outflows from operating activities</b>	6	<b>(841,996)</b>	<b>(1,016,467)</b>
<b>Cash flows from investing activities</b>			
Goshawk Energy	8	(40,000)	(59,613)
Repayment of Loans from other entities		-	-
Exploration and evaluation expenditure		(317,093)	(282,139)
Sasanof cash call and due diligence costs		-	(7,136,650)
Payment to Western Gas 519P Pty Ltd		(385,952)	(6,496,055)
Property Plant & equipment		(2,350)	(6,219)
<b>Net cash outflows from investing activities</b>		<b>(745,395)</b>	<b>(13,980,676)</b>
<b>Cash flows from financing activities</b>			
Proceeds from issue of shares		3,706,159	15,516,423
Payments for share issue costs		(244,395)	(472,179)
Lease repayment		(36,000)	(36,000)
<b>Net cash inflows from financing activities</b>		<b>3,425,764</b>	<b>15,008,244</b>
Net increase in cash and cash equivalents		<b>1,838,373</b>	11,102
Cash and cash equivalents at the beginning of the year		<b>1,613,669</b>	1,602,568
<b>Cash and cash equivalents at the end of the year</b>	6	<b>3,452,042</b>	1,613,669

The above consolidated statement of cash flows should be read in conjunction with the accompanying notes

## NOTES TO THE CONSOLIDATED FINANCIAL STATEMENTS FOR THE YEAR ENDED 30 JUNE 2023

### NOTE 1: STATEMENT OF SIGNIFICANT ACCOUNTING POLICIES

#### (a) Basis of preparation

This General Purpose Financial Report has been prepared in accordance with Australian Accounting Standards, other authoritative pronouncements of the Australian Accounting Standards Board (including Australian Interpretations) and the *Corporations Act 2001*. The Group is a for-profit entity for financial reporting purposes under Australian Accounting Standards.

#### *Going Concern*

For the period ended 30 June 2023 the Group made a loss of \$4,042,638 (2022: \$19,797,332) and had cash outflows from operating activities of \$841,996 (2022: \$1,016,467). Cash on hand at 30 June 2023 was \$3,452,042.

The ability of the group to continue as a going concern is dependent on the Group being able to raise additional funds as required to meet ongoing and budgeted exploration commitments and for working capital. These conditions indicate a material uncertainty that may cast significant doubt about the Group's ability to continue as a going concern and, therefore, it may be unable to realise its assets and discharge its liabilities in the normal course of business. The Directors believe that they will be able to raise additional capital as required and are in the process of evaluating the Group's cash requirements. The Directors believe that the Group will continue as a going concern.

As a result, the financial report has been prepared on a going concern basis. However, should the Group be unsuccessful in undertaking additional raisings, the Group may not be able to continue as a going concern. No adjustments have been made relating to the recoverability and classification of liabilities that might be necessary should the Group not continue as a going concern.

Should the going concern basis not be appropriate, the entity may have to realise its assets and extinguish its liabilities other than in the ordinary course of business and at amounts different from those stated in the financial report. No allowance for such circumstances has been made in the financial report.

#### *Historical Cost Convention*

The financial report has been prepared under the historical cost convention, as modified by revaluations to fair value for certain classes of assets as described in the accounting policies.

#### *Critical accounting estimates*

The preparation of the financial statements requires the use of certain critical accounting estimates. It also requires management to exercise its judgement in the process of applying the Group's accounting policies. The areas involving a higher degree of judgement or complexity, or areas where assumptions and estimates are significant to the financial statements are disclosed in note 1(e).

#### *Functional and presentation currency*

The functional currency of the Group is measured using the currency of the primary economic environment in which the entity operates, however the financial statements are presented in Australian dollars, which is the economic environment that the parent operates.

#### (b) Adoption of new and revised standards

##### **New or amended Accounting Standards and Interpretations adopted**

The Group has adopted all of the new or amended Accounting Standards and Interpretations issued by the Australian Accounting Standards Board ('AASB') that are mandatory for the current reporting period.

Any new or amended Accounting Standards or Interpretations that are not yet mandatory have not been early adopted.

##### **New Accounting Standards and Interpretations not yet mandatory or early adopted**

Australian Accounting Standards and Interpretations that have recently been issued or amended but are not yet mandatory, have not been early adopted by the consolidated entity for the annual reporting period ended 30 June 2023. The consolidated entity has not yet assessed the impact of these new or amended Accounting Standards and Interpretations.

## NOTES TO THE CONSOLIDATED FINANCIAL STATEMENTS FOR THE YEAR ENDED 30 JUNE 2023

### NOTE 1: STATEMENT OF SIGNIFICANT ACCOUNTING POLICIES

#### Adoption of new and revised standards (continued)

##### (c) Statement of compliance

The financial report was authorised for issue by the directors on 28 September 2023. The financial report complies with Australian Accounting Standards, which include Australian equivalents to International Financial Reporting Standards (AIFRS).

Compliance with AIFRS ensures that the financial report, comprising the financial statements and notes thereto, complies with International Financial Reporting Standards (IFRS).

The financial statements comprise the consolidated financial statements of the Group. For the purposes of preparing the consolidated financial statements, the Company is a for-profit entity.

##### (d) Principles of consolidation

The consolidated financial statements incorporate the assets and liabilities of all subsidiaries of Global Oil and Gas Limited ('Company' or 'parent entity') as at 30 June 2023 and the results of all subsidiaries for the period then ended. Global Oil and Gas Limited and its subsidiaries are referred to in this financial statements as the 'consolidated entity'.

Subsidiaries are all those entities over which the consolidated entity has control. The consolidated entity controls an entity when the consolidated entity is exposed to, or has rights to, variable returns from its involvement with the entity and has the ability to affect those returns through its power to direct the activities of the entity. Subsidiaries are fully consolidated from the date on which control is transferred to the consolidated entity. They are de-consolidated from the date that control ceases.

Intercompany transactions, balances and unrealised gains on transactions between entities in the consolidated entity are eliminated. Unrealised losses are also eliminated unless the transaction provides evidence of the impairment of the asset transferred. Accounting policies of subsidiaries have been changed where necessary to ensure consistency with the policies adopted by the consolidated entity.

The acquisition of subsidiaries is accounted for using the acquisition method of accounting. A change in ownership interest, without the loss of control, is accounted for as an equity transaction, where the difference between the consideration transferred and the book value of the share of the non-controlling interest acquired is recognised directly in equity attributable to the parent.

Non-controlling interest in the results and equity of subsidiaries are shown separately in the statement of profit or loss and other comprehensive income, statement of financial position and statement of changes in equity of the consolidated entity. Losses incurred by the consolidated entity are attributed to the non-controlling interest in full, even if that results in a deficit balance.

Where the consolidated entity loses control over a subsidiary, it derecognises the assets including goodwill, liabilities and non-controlling interest in the subsidiary together with any cumulative translation differences recognised in equity. The consolidated entity recognises the fair value of the consideration received and the fair value of any investment retained together with any gain or loss in profit or loss.

##### (e) Critical accounting estimates and judgements

The application of accounting policies requires the use of judgements, estimates and assumptions about carrying values of assets and liabilities that are not readily apparent from other sources. The estimates and associated assumptions are based on historical experience and other factors that are considered to be relevant. Actual results may differ from these estimates.

The estimates and underlying assumptions are reviewed on an ongoing basis. Revisions are recognised in the period in which the estimate is revised if it affects only that period, or in the period of the revision and future periods if the revision affects both current and future periods.

##### *Share-based payment transactions*

The Group measures the cost of equity-settled transactions with employees by reference to the fair value of the equity instruments at the date at which they are granted. The fair value is determined by using a Black Scholes model. For equity instruments with market based vesting conditions, a Barrier 1 Valuation model is used.

## NOTES TO THE CONSOLIDATED FINANCIAL STATEMENTS FOR THE YEAR ENDED 30 JUNE 2023

### NOTE 1: STATEMENT OF SIGNIFICANT ACCOUNTING POLICIES

The fair value determined at the grant date of the equity-settled share-based payments is expensed on a straight-line basis over the vesting period, based on the consolidated entity's estimate of equity instruments that will eventually vest.

At the end of each reporting period, the Group revises its estimate of the number of equity instruments expected to vest based on the non-market vesting and service conditions. The impact of the revision of the original estimates, if any, is recognised in profit or loss such that the cumulative expense reflects the revised estimate, with a corresponding adjustment to the equity-settled employee benefits reserve

#### *Deferred exploration and evaluation expenditure*

The Group capitalises exploration expenditure relating to exploration and evaluation where it is considered likely to be recoverable or where the activities have not reached a stage which permits a reasonable assessment of the existence of reserves. While there are certain areas of interest from which no reserves have been extracted, the Directors are of the continued belief that such expenditure should not be written off since exploration activities in such areas have not yet concluded

#### *Impairment of exploration expenditure*

The Group assesses impairment at each reporting date by evaluating conditions specific to the Group that may lead to impairment of assets. Where an impairment trigger exists, the recoverable amount of the asset is determined. When assessing impairment of exploration and evaluation assets, the carrying amount of exploration and evaluation is compared to its recoverable amount. The estimated recoverable amount is used to determine the extent of the impairment loss (if any). No impairment was applied in the current financial year. Refer to Note 9 for further details.

#### *Provision for impairment of receivable*

The loss allowance for financial assets are based on assumptions about risk of default and expected credit loss rate. The Group uses judgement in making these assumptions and selecting the input to the impairment calculation based on the Group's past history, existing market conditions as well as forward looking estimates at the end of each reporting period.

#### *Investments in associates*

Associates are those entities over which the Group is able to exert significant influence but which are not subsidiaries. A holding of 20% or more of the voting power will indicate significant influence. They are accounted for using the equity method. The carrying amount of the investment in associates is increased or decreased to recognise the group's share of the profit or loss and other comprehensive income of the associate, adjusted where necessary to ensure consistency with the accounting policies of the group.

#### *Carrying value of the investment in Associates*

The Group's associates consist of Goshawk Energy Corporation Pty Ltd and Western Gas 519P Pty Ltd (Sasanof Project). The Group assess whether there is objective evidence that the investment is impaired by reference to the underlying projects.

The assessment conducted for Western Gas 519P Pty Ltd was conducted by reference to the underlying oil and gas project held, which covers the Sasanof project. The Sasanof well was drilled in June 2022 and no commercial hydrocarbons were detected. The well was plugged and permanently abandoned. The operator, Western Gas 519P Pty Ltd as a result made an assessment reflected in their 30 June 2022 financial accounts, that the fair value of the project was nil. The Company has similarly assessed the fair value to be nil.

The assessment of Goshawk Energy Corporation Pty Ltd concluded that the company will not continue to provide funding support to Goshawk. Any future funding is uncertain at this point in time and the company is not able provide an adequate basis to apply a fair value for the Company's investment. For this reason the fair value of the project was assessed to be nil.

#### *Fair value of Financial Assets through Profit or Loss*

Loans to Western Gas 519P Pty Ltd arising from cash calls above the US\$20 million budget (for the Sasanof project) are carried at fair value through profit or loss ("FVTPL"). The total loan amount is \$6,879,939. The Board has assessed the likelihood of recoverability and due to a material uncertainty, (and in view of unfavourable cash position of Western Gas 519P Pty Ltd and abandonment of the well), the credit risk is high enough to impair the entire loan amount to Western Gas 519P Pty Ltd, as at 30 June 2022.

## NOTES TO THE CONSOLIDATED FINANCIAL STATEMENTS FOR THE YEAR ENDED 30 JUNE 2023

### NOTE 1: STATEMENT OF SIGNIFICANT ACCOUNTING POLICIES

#### (f) Segment reporting

Operating segments are reported in a manner consistent with the internal reporting provided to the chief operating decision maker. The chief operating decision maker, who is responsible for allocating resources and assessing performance of the operating segments, has been identified as the Board of Directors of Global Oil and Gas Limited.

#### (g) Revenue recognition

Revenue is measured at fair value of the consideration received or receivable.

#### *Interest income*

Interest income from a financial asset is recognised when it is probable that the economic benefits will flow to the Group and the amount of revenue can be reliably measured. Interest income is accrued on a time basis, by reference to the principal outstanding and at the effective interest rate applicable, which is the rate that exactly discounts estimated future cash receipts through the expected life of the financial asset to that asset's net carrying amount on initial recognition.

#### (h) Income tax

The income tax expense or benefit for the period is the tax payable on the current period's taxable income based on the applicable income tax rate for each jurisdiction adjusted by changes in deferred tax assets and liabilities attributable to temporary difference and to unused tax losses.

The current income tax charge is calculated on the basis of the tax laws enacted or substantively enacted at the end of the reporting period in the countries where the Company's subsidiaries and associates operate and generate taxable income. Management periodically evaluates positions taken in tax returns with respect to situations in which applicable tax regulation is subject to interpretation. It establishes provisions where appropriate on the basis of amounts expected to be paid to the tax authorities.

Current tax assets and liabilities for the current and prior periods are measured at the amount expected to be recovered from or paid to the taxation authorities. The tax rates and tax laws used to compute the amount are those that are enacted or substantively enacted by the reporting date.

Deferred income tax is provided on all temporary differences at the reporting date between the tax bases of assets and liabilities and their carrying amounts for financial reporting purposes.

Deferred income tax liabilities are recognised for all taxable temporary differences except:

- when the deferred income tax liability arises from the initial recognition of goodwill or of an asset or liability in a transaction that is not a business combination and that, at the time of the transaction, affects neither the accounting profit nor taxable profit or loss; or
- when the taxable temporary difference is associated with investments in subsidiaries, associates or interests in joint ventures, and the timing of the reversal of the temporary difference can be controlled and it is probable that the temporary difference will not reverse in the foreseeable future.

Deferred income tax assets are recognised for all deductible temporary differences, carry-forward of unused tax assets and unused tax losses, to the extent that it is probable that taxable profit will be available against which the deductible temporary differences and the carry-forward of unused tax credits and unused tax losses can be utilised, except:

- when the deferred income tax asset relating to the deductible temporary difference arises from the initial recognition of an asset or liability in a transaction that is not a business combination and, at the time of the transaction, affects neither the accounting profit nor taxable profit or loss; or
- when the deductible temporary difference is associated with investments in subsidiaries, associates or interests in joint ventures, in which case a deferred tax asset is only recognised to the extent that it is probable that the temporary difference will reverse in the foreseeable future and taxable profit will be available against which the temporary difference can be utilised.

The carrying amount of deferred income tax assets is reviewed at each reporting date and reduced to the extent that it is no longer probable that sufficient taxable profit will be available to allow all or part of the deferred income tax asset to be utilised.

Unrecognised deferred income tax assets are reassessed at each reporting date and are recognised to the extent that it has become probable that future taxable profit will allow the deferred tax asset to be recovered.

## NOTES TO THE CONSOLIDATED FINANCIAL STATEMENTS FOR THE YEAR ENDED 30 JUNE 2023

### NOTE 1: STATEMENT OF SIGNIFICANT ACCOUNTING POLICIES

Deferred income tax assets and liabilities are measured at the tax rates that are expected to apply to the year when the asset is realised or the liability is settled, based on tax rates (and tax laws) that have been enacted or substantively enacted at the reporting date.

Income taxes relating to items recognised directly in equity are recognised in equity and not in profit or loss.

Deferred tax assets and deferred tax liabilities are offset only if a legally enforceable right exists to set off current tax assets against current tax liabilities and the deferred tax assets and liabilities relate to the same taxable entity and the same taxation authority.

#### (i) Goods and Services taxes

Revenues, expenses and assets are recognised net of the amount of GST except:

- when the GST incurred on a purchase of goods and services is not recoverable from the taxation authority, in which case the GST is recognised as part of the cost of acquisition of the asset or as part of the expense item as applicable; and
- receivables and payables, which are stated with the amount of GST included.

The net amount of GST recoverable from, or payable to, the taxation authority is included as part of receivables or payables in the statement of financial position.

Cash flows are included in the statement of cash flows on a gross basis and the GST component of cash flows arising from investing and financing activities, which is recoverable from, or payable to, the taxation authority are classified as operating cash flows.

Commitments and contingencies are disclosed net of the amount of GST recoverable from, or payable to, the taxation authority.

#### (j) Cash and cash equivalents

Cash comprises cash at bank and in hand. Cash equivalents are short term, highly liquid investments that are readily convertible to known amounts of cash and which are subject to an insignificant risk of changes in value.

For the purposes of the statement of cash flows, cash and cash equivalents consist of cash and cash equivalents as defined above.

#### (k) Trade and other receivables

Trade receivables are measured on initial recognition at fair value and are subsequently measured at amortised cost using the effective interest rate method, less any allowance for impairment. Trade receivables are generally due for settlement within periods ranging from 15 days to 30 days. The Group has applied the simplified approach to measuring expected credit losses, which uses a lifetime expected loss allowance. Other receivables are recognised at amortised cost less an allowance for expected credit loss.

Impairment of trade receivables is continually reviewed and those that are considered to be uncollectible are written off by reducing the carrying amount directly. An allowance account is used when there is objective evidence that the Group will not be able to collect all amounts due according to the original contractual terms. Factors considered by the Group in making this determination include known significant financial difficulties of the debtor, review of financial information and significant delinquency in making contractual payments to the Group. The impairment allowance is set equal to the difference between the carrying amount of the receivable and the present value of estimated future cash flows, discounted at the original effective interest rate. Where receivables are short-term discounting is not applied in determining the allowance.

The amount of the impairment loss is recognised in the Statement of Profit or Loss and other Comprehensive Income within other expenses. When a trade receivable for which an impairment allowance had been recognised becomes uncollectible in a subsequent period, it is written off against the allowance account. Subsequent recoveries of amounts previously written off are credited against other expenses in the statement of comprehensive income.

#### (l) Investments and other financial assets

Investments and other financial assets are initially measured at fair value. Transaction costs are included as part of the initial measurement, except for financial assets at fair value through profit or loss. Such assets are subsequently measured at either amortised cost or fair value depending on their classification. Classification is determined based on both the business model

## NOTES TO THE CONSOLIDATED FINANCIAL STATEMENTS FOR THE YEAR ENDED 30 JUNE 2023

### NOTE 1: STATEMENT OF SIGNIFICANT ACCOUNTING POLICIES

within which such assets are held and the contractual cash flow characteristics of the financial asset unless, an accounting mismatch is being avoided.

Financial assets are derecognised when the rights to receive cash flows have expired or have been transferred and the consolidated entity has transferred substantially all the risks and rewards of ownership. When there is no reasonable expectation of recovering part or all of a financial asset, its carrying value is written off.

#### *Financial assets at fair value through profit or loss*

Financial assets not measured at amortised cost or at fair value through other comprehensive income are classified as financial assets at fair value through profit or loss. Typically, such financial assets will be either: (i) held for trading, where they are acquired for the purpose of selling in the short-term with an intention of making a profit, or a derivative; or (ii) designated as such upon initial recognition where permitted. Fair value movements are recognised in profit or loss.

#### *Financial assets at fair value through other comprehensive income*

Financial assets at fair value through other comprehensive income include equity investments which the consolidated entity intends to hold for the foreseeable future and has irrevocably elected to classify them as such upon initial recognition.

#### *Impairment of financial assets*

The consolidated entity recognises a loss allowance for expected credit losses on financial assets which are either measured at amortised cost or fair value through other comprehensive income. The measurement of the loss allowance depends upon the consolidated entity's assessment at the end of each reporting period as to whether the financial instrument's credit risk has increased significantly since initial recognition, based on reasonable and supportable information that is available, without undue cost or effort to obtain.

Where there has not been a significant increase in exposure to credit risk since initial recognition, a 12-month expected credit loss allowance is estimated. This represents a portion of the asset's lifetime expected credit losses that is attributable to a default event that is possible within the next 12 months. Where a financial asset has become credit impaired or where it is determined that credit risk has increased significantly, the loss allowance is based on the asset's lifetime expected credit losses. The amount of expected credit loss recognised is measured on the basis of the probability weighted present value of anticipated cash shortfalls over the life of the instrument discounted at the original effective interest rate.

For financial assets measured at fair value through other comprehensive income, the loss allowance is recognised within other comprehensive income. In all other cases, the loss allowance is recognised in profit or loss.

#### *Fair value measurement*

When an asset or liability, financial or non-financial, is measured at fair value for recognition or disclosure purposes, the fair value is based on the price that would be received to sell an asset or paid to transfer a liability in an orderly transaction between market participants at the measurement date; and assumes that the transaction will take place either: in the principal market; or in the absence of a principal market, in the most advantageous market.

Fair value is measured using the assumptions that market participants would use when pricing the asset or liability, assuming they act in their economic best interests. For non-financial assets, the fair value measurement is based on its highest and best use. Valuation techniques that are appropriate in the circumstances and for which sufficient data are available to measure fair value, are used, maximising the use of relevant observable inputs and minimising the use of unobservable inputs.

Assets and liabilities measured at fair value are classified into three levels, using a fair value hierarchy that reflects the significance of the inputs used in making the measurements. Classifications are reviewed at each reporting date and transfers between levels are determined based on a reassessment of the lowest level of input that is significant to the fair value measurement.

#### **(m) Trade and other payables**

Trade payables and other payables are carried at amortised cost and represent liabilities for goods and services provided to the Group prior to the end of the financial year that are unpaid and arise when the Group becomes obliged to make future payments in respect of the purchase of these goods and services. Trade and other payables are presented as current liabilities unless payment is not due within 12 months.

#### **(n) Provisions**

Provisions are recognised when the Group has a present obligation (legal or constructive) as a result of a past event, it is probable that an outflow of resources embodying economic benefits will be required to settle the obligation and a reliable estimate can be made of the amount of the obligation. Provisions are not recognised for future operating losses.

## NOTES TO THE CONSOLIDATED FINANCIAL STATEMENTS FOR THE YEAR ENDED 30 JUNE 2023

### NOTE 1: STATEMENT OF SIGNIFICANT ACCOUNTING POLICIES

When the Group expects some or all of a provision to be reimbursed, for example under an insurance contract, the reimbursement is recognised as a separate asset but only when the reimbursement is virtually certain. The expense relating to any provision is presented in the Statement of Profit or Loss and Other Comprehensive Income net of any reimbursement.

Provisions are measured at the present value or management's best estimate of the expenditure required to settle the present obligation at the end of the reporting period.

If the effect of the time value of money is material, provisions are discounted using a current pre-tax rate that reflects the risks specific to the liability.

When discounting is used, the increase in the provision due to the passage of time is recognised as an interest expense.

#### **(o) Share-based payment transactions**

##### *Equity settled transactions*

The Group in a previous financial year provided benefits to employees and key management personnel of the Group in the form of share-based payments, whereby employees render services in exchange for shares or rights over shares (equity-settled transactions).

The cost of these equity-settled transactions with employees is measured by reference to the fair value of the equity instruments at the date at which they are granted.

In valuing equity-settled transactions, no account is taken of any performance conditions, other than conditions linked to the price of the shares of Global Oil and Gas Limited (market conditions) if applicable.

The cost of equity-settled transactions is recognised, together with a corresponding increase in equity, over the period in which the performance and/or service conditions are fulfilled, ending on the date on which the relevant employees become fully entitled to the award (the vesting period).

The cumulative expense recognised for equity-settled transactions at each reporting date until vesting date reflects (i) the extent to which the vesting period has expired and (ii) the Group's best estimate of the number of equity instruments that will ultimately vest. No adjustment is made for the likelihood of market performance conditions being met as the effect of these conditions is included in the determination of fair value at grant date. The Statement of Profit or Loss and Other Comprehensive Income charge or credit for a period represents the movement in cumulative expense recognised as at the beginning and end of that period.

No expense is recognised for awards that do not ultimately vest, except for awards where vesting is only conditional upon a market condition.

If the terms of an equity-settled award are modified, as a minimum an expense is recognised as if the terms had not been modified. In addition, an expense is recognised for any modification that increases the total fair value of the share-based payment arrangement, or is otherwise beneficial to the employee, as measured at the date of modification.

If an equity-settled award is cancelled, it is treated as if it had vested on the date of cancellation, and any expense not yet recognised for the award is recognised immediately. However, if a new award is substituted for the cancelled award and designated as a replacement award on the date that it is granted, the cancelled and new award are treated as if they were a modification of the original award, as described in the previous paragraph.

The dilutive effect, if any, of outstanding options is reflected as additional share dilution in the computation of earnings per share. Refer Note 5 for further details.

#### **(p) Issued capital**

Ordinary shares are classified as equity. Incremental costs directly attributable to the issue of new shares or options are shown in equity as a deduction, net of tax, from the proceeds. Incremental costs directly attributable to the issue of new shares or options for the acquisition of a new business are not included in the cost of acquisition as part of the purchase consideration.

#### **(q) Loss per share**

Basic loss per share is calculated as net loss attributable to members of the parent, adjusted to exclude any costs of servicing equity (other than dividends) and preference share dividends, divided by the weighted average number of ordinary shares, adjusted for any bonus element.



## NOTES TO THE CONSOLIDATED FINANCIAL STATEMENTS FOR THE YEAR ENDED 30 JUNE 2023

### NOTE 1: STATEMENT OF SIGNIFICANT ACCOUNTING POLICIES

Diluted loss per share is calculated as net loss attributable to members of the parent, adjusted for:

- costs of servicing equity (other than dividends) and preference share dividends;
- the after tax effect of dividends and interest associated with dilutive potential ordinary shares that have been recognised as expenses; and
- other non-discretionary changes in revenues or expenses during the period that would result from the dilution of potential ordinary shares; divided by the weighted average number of ordinary shares and dilutive potential ordinary shares, adjusted for any bonus element.

#### (r) Exploration and evaluation expenditure

Exploration and evaluation expenditures in relation to each separate area of interest are recognised as an exploration and evaluation asset in the year in which they are incurred where the following conditions are satisfied:

- the rights to tenure of the area of interest are current; and
- at least one of the following conditions is also met:
  - the exploration and evaluation expenditures are expected to be recouped through successful development and exploration of the area of interest, or alternatively, by its sale; or
  - exploration and evaluation activities in the area of interest have not at the reporting date reached a stage which permits a reasonable assessment of the existence or otherwise of economically recoverable reserves, and active and significant operations in, or in relation to, the area of interest are continuing.

Exploration and evaluation assets are initially measured at cost and include acquisition of rights to explore, studies, exploratory drilling, trenching and sampling and associated activities and an allocation of depreciation and amortised of assets used in exploration and evaluation activities. General and administrative costs are only included in the measurement of exploration and evaluation costs where they are related directly to operational activities in a particular area of interest.

Exploration and evaluation assets are assessed for impairment when facts and circumstances suggest that the carrying amount of an exploration and evaluation asset may exceed its recoverable amount. The recoverable amount of the exploration and evaluation asset (for the cash generating unit(s) to which it has been allocated being no larger than the relevant area of interest) is estimated to determine the extent of the impairment loss (if any). Where an impairment loss subsequently reverses, the carrying amount of the asset is increased to the revised estimate of its recoverable amount, but only to the extent that the increased carrying amount does not exceed the carrying amount that would have been determined had no impairment loss been recognised for the asset in previous years.

Where a decision has been made to proceed with development in respect of a particular area of interest, the relevant exploration and evaluation asset is tested for impairment and the balance is then reclassified to development.

The Group continues to capitalise exploration and evaluation in relation to EP127 Project and performs regular reviews on each area of interest to determine the appropriateness of continuing to carry forward costs in relation to these areas of interest.

#### (s) Parent entity financial information

The financial information for the parent entity, Global Oil and Gas Limited, disclosed in Note 17 has been prepared on the same basis as the consolidated financial statements, except as set out below.

##### *Investments in subsidiaries*

Investments in subsidiaries are accounted for at cost in the parent entity's financial statements.

#### (t) Employee Benefits

A liability is recognised for benefits accruing to employees in respect of wages and salaries, annual leave and long service leave, when it is probable that settlement will be required and they are capable of being measured reliably.

Liabilities recognised in respect of short-term employee benefits, are measured at their nominal values using the remuneration rate expected to apply at the time of settlement.

Liabilities recognised in respect of long-term employee benefits are measured as the present value of the estimated future cash outflows to be made by the consolidated entity in respect of services provided by employees up to reporting date.

#### (u) Investment in Associate

Associates are entities over which the consolidated entity has significant influence but not control or joint control. Investments in associates are accounted for using the equity method. Under the equity method, the share of the profits or losses of the associate is recognised in profit or loss and the share of the movements in equity is recognised in other comprehensive

---

## NOTES TO THE CONSOLIDATED FINANCIAL STATEMENTS FOR THE YEAR ENDED 30 JUNE 2023

### NOTE 1: STATEMENT OF SIGNIFICANT ACCOUNTING POLICIES

income. Investments in associates are carried in the statement of financial position at cost plus post-acquisition changes in the consolidated entity's share of net assets of the associate. Goodwill relating to the associate is included in the carrying amount of the investment and is neither amortised nor individually tested for impairment. Dividends received or receivable from associates reduce the carrying amount of the investment.

After application of the equity method, the company determines whether it is necessary to recognise any additional impairment loss with respect to the company's net investment in the associate.

The company's share of the associate post-acquisition profits or losses is recognised in the statement of profit or loss and other comprehensive income. The cumulative post-acquisition movements are adjusted against the carrying amount of the investment. When the consolidated entity's share of losses in an associate equals or exceeds its interest in the associate, including any unsecured long-term receivables, the consolidated entity does not recognise further losses, unless it has incurred obligations or made payments on behalf of the associate.

The consolidated entity discontinues the use of the equity method upon the loss of significant influence over the associate and recognises any retained investment at its fair value. Any difference between the associate's carrying amount, fair value of the retained investment and proceeds from disposal is recognised in profit or loss.

These accounting policies are consistent with Australian Accounting Standards and with International Financial Reporting Standards.

## NOTES TO THE CONSOLIDATED FINANCIAL STATEMENTS FOR THE YEAR ENDED 30 JUNE 2023

### NOTE 2: OTHER INCOME AND EXPENSES

	2023	2022
	\$	\$
<i>Other Income</i>		
Interest Income	31,391	38,885
	<b>31,391</b>	<b>38,885</b>

	2023	2022
	\$	\$
<i>Administration Expenses</i>		
Legal Fees	31,162	30,809
Share Registry Fees	133,203	55,677
Company Secretarial/Accounting/Bookkeeping fees	96,901	92,760
Audit Fees	45,633	47,499
ASX & Listing Fees	80,293	83,411
Marketing & Promotions	49,999	68,495
Other	158,482	143,011
Total administrative expenses	<b>595,672</b>	<b>521,662</b>

## NOTES TO THE CONSOLIDATED FINANCIAL STATEMENTS FOR THE YEAR ENDED 30 JUNE 2023

### NOTE 3: INCOME TAX

*Income tax recognised in profit or loss*

The major components of tax expense are:

	2023	2022
	\$	\$
Current tax expense/(income)	-	-
Deferred tax expense/(income) relating to the origination and reversal of temporary differences	-	-
	-	-

The prima facie income tax benefit on pre-tax accounting loss from operations reconciles to the income tax benefit in the financial statements as follows:

	2023	2022
	\$	\$
Accounting loss before tax from continuing operations	<b>(4,042,638)</b>	(19,797,332)
Gain before tax from discontinued operations	-	-
Accounting loss before income tax	<b>(4,042,638)</b>	(19,797,332)
Income tax benefit calculated at 30% (2022: 30%)	<b>(1,212,791)</b>	(5,939,200)
Tax effect of amounts which are not deductible/(taxable) in calculating taxable income:		
Non-deductible expenditure/(Non-assessable income)		
Entertainment	-	3,542
Shares based payments	<b>16,541</b>	241,814
Non-assessable Income	-	-
Other non-deductible expenditure	<b>6,298</b>	2,064,572
Timing Movements not recognised	<b>781,379</b>	3,223,882
Losses not recognised	<b>408,573</b>	405,390
Income tax benefit reported in the consolidated statement of comprehensive income	-	-
Income tax attributable to discontinued operations	-	-

The tax rate used in the above reconciliation is the corporate tax rate of 30% (2022: 30.0%) payable by Australian corporate entities on taxable profits under Australian tax law.

#### Deferred tax asset

Tax losses	<b>2,064,314</b>	1,652,553
40-880	<b>173,117</b>	153,517
Accruals and Provisions	<b>16,529</b>	12,478
Lease Liabilities	<b>23,392</b>	2,742
Investment in Associate	<b>4,539,679</b>	3,383,823
Other temporary differences	-	-
	<b>6,817,030</b>	5,205,114
Offset of deferred tax liabilities	<b>(249,568)</b>	(213,305)
Net deferred tax assets unrecognised	<b>6,552,462</b>	4,991,809

## NOTES TO THE CONSOLIDATED FINANCIAL STATEMENTS FOR THE YEAR ENDED 30 JUNE 2023

### NOTE 4: SEGMENT REPORTING

AASB 8 requires operating segments to be identified on the basis of internal reports about components of the Group that are regularly reviewed by the Chief Operating Decision Maker in order to allocate resources to the segment and to assess its performance.

The consolidated entity operates in a single business segment being oil and gas exploration in Australia.

The company is domiciled in Australia. All revenue from external parties is generated from Australia only. All the assets are located in Australia, investing in opportunistic/distressed situations where both short and long term rewards may be produced for shareholders.

The Board of Directors review internal management reports on a regular basis that is consistent with the information provided in the statement of profit or loss and other comprehensive income, statement of financial position and statement of cash flows. As a result, no reconciliation is required because the information as presented is what is used by the Board to make strategic decisions.

### NOTE 5: LOSS PER SHARE

	2023 Cents per share	2022 Cents per share
<i>Basic loss per share</i>		
Loss after income tax	<u>(1.441)</u>	<u>(1.335)</u>
Loss from continuing operations	<u>(1.441)</u>	<u>(1.335)</u>

#### *Basic loss per share*

The loss and weighted average number of ordinary shares used in the calculation of basic loss per share is as follows:

	2023 \$	2022 \$
Loss for the year	<u>(4,042,638)</u>	<u>(19,797,332)</u>
Loss from continuing operations	<u>(4,042,638)</u>	<u>(19,797,332)</u>

	2023 Number	2022 Number (i)
Weighted average number of ordinary shares for Basic earnings per share	<u>280,595,629</u>	<u>1,483,313,493</u>

(i) a 1 for 10 consolidation of shares took place in March 2023. For comparative purposes the 2022 weighted average number of shares is shown on a consolidated basis.

## NOTES TO THE CONSOLIDATED FINANCIAL STATEMENTS FOR THE YEAR ENDED 30 JUNE 2023

### NOTE 6: CASH AND CASH EQUIVALENTS

	2023	2022
	\$	\$
Cash at bank and on hand	<u>3,452,042</u>	<u>1,613,669</u>

Cash at bank earns interest at floating rates based on daily bank deposit rates. (Refer to Note 14 Financial Risk Management).

#### *Reconciliation of loss for the year to net cash flows from operating activities*

	2023	2022
	\$	\$
Loss for the year	<b>(4,042,638)</b>	(19,797,332)
Impairment of Investment Goshawk	<b>2,995,415</b>	-
Impairment Sasanof expenditure	-	11,061,650
Fair value loss on financial asset at FVTPL	-	6,879,939
Lease amortisation	<b>34,242</b>	35,802
Share of loss of investment in associate (Goshawk)	-	57,613
Lease liability interest	<b>964</b>	3,101
Share based payment	<b>55,138</b>	806,046
Other	<b>34,892</b>	68,816
(Increase)/decrease in assets:		
Trade and other receivables	-	-
Prepayments	<b>(608)</b>	(1,156)
Increase/(decrease) in liabilities:		
Trade and other payables	<b>80,599</b>	(130,946)
Net cash outflow from operating activities	<b><u>(841,996)</u></b>	<b><u>(1,016,467)</u></b>

#### **Non-cash investing and financing activities**

	2023	2022
	\$	\$
Sasanof acquisition and facilitation(a)	-	3,665,000
Broker Lead Manager shares (b)	-	1,399,375
Western Gas Convertible Note holders	-	260,000
Capital Raising Fees paid via issue of Listed Options	-	650,000
Issue of Shares to consultant in lieu of fees	-	217,000
	<u>-</u>	<u>6,191,375</u>

## NOTES TO THE CONSOLIDATED FINANCIAL STATEMENTS FOR THE YEAR ENDED 30 JUNE 2023

### Note 7. FINANCIAL ASSETS AT FAIR VALUE THROUGH PROFIT OF LOSS

	2023	2022
	\$	\$
<i>Advances to Western Gas 519P Pty Ltd</i>		
Opening balance	-	-
Advances to Western Gas 519P Pty Ltd	-	<b>6,879,939</b>
Fair value loss (i)	-	<b>(6,879,939)</b>
	-	-

(i) In the 30 June 2022 financial year, the Board assessed the recoverability of this loan amount at year end and have determined that the probability of loan repayment is nil.

### NOTE 8: INVESTMENT IN ASSOCIATE GOSHAWK

A summary of the movement in the investment is provided:

#### Investment In Associate movement

Opening balance	2,955,415	3,009,028
Share of loss after income tax	(18,869)	(53,613)
Funding assistance	40,000	-
Impairment of Investment	(2,976,546)	-
Closing carrying amount	-	2,955,415

The Board has made the decision to fully impair the value of the Investment in Goshawk Energy corporation. The Board believes there is no future economic benefit of the asset. Global will provide no future funding and there is no reliable basis to suggest value can be derived from the asset and is unable to provide an adequate basis to apply a fair value to the Company's investment.

### NOTE 9: DEFERRED EXPLORATION AND EVALUATION

Exploration and evaluation costs carried forward in respect of exploration areas of interest:

	2023	2022
	\$	\$
Opening Balance exploration and evaluation	698,938	430,000
Additions	204,238	268,938
Provision for Impairment	-	-
Closing balance EP127 (i)	903,176	698,938
Peru TEA acquisition costs (ii)	99,656	-
Closing balance exploration and evaluation	1,002,832	698,938

(i) The ultimate recoupment of the Company's expenditure in oil and gas interest is dependent on successful development and commercial exploitation or sale of the respective interests at amounts at least equal to book value. Exploration activity on EP127 (Northern Territory) in the current year experienced several delays with delays in site access agreements. Exploration activity in relation to EP127 amounted to \$204,238 (including annual rents) to bring the carrying value of Exploration & Evaluation to \$903,176. The Board's assessment of this concluded that the carrying value of \$903,176 represents fair value and should be carried forward.

(ii) Global Oil & Gas Limited entered into a non-binding term sheet with Jaguar Exploration, Inc. (a US based oil and gas exploration company) for the application and potential interest in an offshore exploration block in Peruvian waters. As at 30 June 2023, via this agreement, Global Oil & Gas Limited had rights to tenure and therefore has classified this project as Exploration and Evaluation.

## NOTES TO THE CONSOLIDATED FINANCIAL STATEMENTS FOR THE YEAR ENDED 30 JUNE 2023

### NOTE 9: DEFERRED EXPLORATION AND EVALUATION (continued)

This agreement focuses on securing an offshore exploration block in Peruvian waters, specifically Block Z-70, spanning approximately 4,345km<sup>2</sup> in the Tumbes and Talara Basins. The key terms include exclusivity until the execution of definitive binding agreements, a proposed joint venture upon successful application for a Technical Evaluation Agreement (TEA), an initial working interest split of 80% for Global Oil & Gas and 20% for Jaguar, with Jaguar's interest being free-carried initially. Consideration for Jaguar upon TEA award comprises cost reimbursement, cash, and potential shares, subject to shareholder approval. The Term Sheet terminates if the TEA application fails, and either party can withdraw if they opt out of the joint venture. As this arrangement was entered into prior to 30 June 2023, the entity retained rights to the project via the agreement. The agreement was finalised in August 2023.

### NOTE 10: TRADE AND OTHER PAYABLES (CURRENT)

	2023	2022
	\$	\$
Trade payables (i)	80,511	34,408
Accruals	28,000	28,000
Payroll Liabilities	7,192	32,179
Sundry Creditors (ii)	27,470	383,884
	<b>143,173</b>	<b>478,471</b>

- (i) Trade payables are non-interest bearing and are normally settled on 30-day terms. Information regarding the interest rate, foreign exchange and liquidity risk exposure is set out in Note 14.
- (ii) Payable includes \$26,000 T2 funds received in relation to the Placement conducted in June 2023 where shares were not issued until post 30 June 2023.

### NOTE 11: ISSUED CAPITAL

	Number	2023	Number	2022
		\$	(i)	\$
Ordinary shares issued and fully paid	428,599,572	82,635,066	206,085,471	79,200,301

- (i) A 1 for 10 consolidation of issued capital occurred in March 2023. As a result for comparative purposes, the 2022 comparative amounts have been adjusted to the consolidated basis.

Ordinary shares entitle the holder to participate in dividends and the proceeds on winding up of the Company in proportion to the number of and amounts paid on the shares held.

On a show of hands every holder of ordinary shares present at a meeting in person or by proxy, is entitled to one vote, and upon a poll each share is entitled to one vote.

#### Movement in ordinary shares on issue

	2023		2022 *	
	Number	\$	Number	\$
Balance at beginning of year	206,085,471	79,200,301		60,669,682
Placement Nov 22 (i)	22,500,000	450,000		
Option conversion Dec 22	1,553	309		
Rights Issue (ii)	39,240,094	784,802		
Shortfall Placement Placement (ii)	75,062,641	1,501,053		
Option conversion Feb 23	970	39		
Option conversion Apr 23	875	36		
Placement tranche 1 (iii)	85,719,915	942,919		
Placement tranche 1 (Sep 21) (i)	-	-	18,750,000	3,000,000
Option conversion	-	-	76,219	15,244



## NOTES TO THE CONSOLIDATED FINANCIAL STATEMENTS FOR THE YEAR ENDED 30 JUNE 2023

### NOTE 11: ISSUED CAPITAL (continued)

Placement Tranche 2 (Nov 21) (ii)	-	-	50,000,000	8,000,000
Sasanof acquisition and facilitation (iii)	-	-	16,875,000	3,665,000
Finance facility shares (iv)	-	-	18,750,000	4,500,000
Broker/ lead manager (v)	-	-	5,812,500	1,399,375
Option conversion	-	-	5,895	1,179
Share issued to consultant in lieu of fees (vi)	-	-	700,000	217,000
Conversion of Performance Shares Western Gas (vii)	-	-	18,750,000	-
Capital Raising Costs	-	(244,395)	-	(2,267,179)
Balance at end of year	<b>428,599,572</b>	<b>82,635,066</b>	206,085,471	79,200,301

- **Please note for comparative purposes all shares are shown on a consolidated basis, (1 for 10 consolidation occurred in March 2023).**

(i) Placement of 225,000,000 shares at \$0.002 per share (on a pre-consolidated basis) in a Placement to sophisticated/ Professional Investors to raise \$450,000 before costs.

(ii) Fully underwritten Entitlement Issue at \$0.002 per shares resulting in the issue of 392,400,940 shares (on a pre-consolidated basis) to raise \$784,802 before costs. A shortfall of 750,526,414 shares were placed post December 2022, raising a further \$1,501,053 (before costs).

(iii) Placement of 85,719,915 shares (consolidated) to sophisticated and professional investors at \$0.11 per share with a free 1 for 2 attaching option.

#### Reserves

Movements in reserves were as follows:

	Option premium reserve	Equity based payment reserve	Total
2023	\$	\$	\$
Balance at beginning of year	1,265,343	547,331	1,812,674
Equity based payment options (i)	1,000	-	1,000
Equity based payment (performance rights) (See note 13)	-	55,138	55,138
Balance at end of year	<b>1,266,343</b>	<b>602,469</b>	<b>1,868,812</b>

(i) Options issued during the year include:

Issue of 57,145,237 listed options as part of the Rights Issue December 2022 Including the Shortfall placement in January 2023 ( nil value)	\$
Issue of 11,250,000 free attaching Placement options (nil value)	-
Issue of 10 million broker options at \$0.0001 per option	1,000
	<u>1,000</u>

## NOTES TO THE CONSOLIDATED FINANCIAL STATEMENTS FOR THE YEAR ENDED 30 JUNE 2023

### NOTE 11: ISSUED CAPITAL (continued)

Movement in Option Reserve	2023 \$	2022 \$
Opening Balance	1,265,343	355,343
Western Gas Convertible Note holders	-	260,000
Capital Raising Fees (i)	1,000	650,000
<b>Option reserve closing balance</b>	<b>1,266,343</b>	<b>1,265,343</b>

(i) 10 million broker options (listed) issued at \$0.0001 per option. These options form part of the fees for Lead manager Services for the Placement, Rights issue and placement of shortfall undertaken during the financial year.

#### Nature and purpose of options reserve

This comprises the amortised portion of fair value of options issued and recognised as share based payment.

### NOTE 12: ACCUMULATED LOSSES

	Consolidated Entity	
	2023 \$	2022 \$
Accumulated losses at the beginning of the year	(76,101,113)	(56,303,781)
Net loss for the year	(4,042,638)	(19,797,332)
<b>Accumulated Losses at the end of the year</b>	<b>(80,143,751)</b>	<b>(76,101,113)</b>

### NOTE 13: SHARE BASED PAYMENTS

#### a) Recognised as share based payment expense

	2023 \$	2022 \$
Grant of 20 million options (GLVO) to Directors (valued market price \$0.013 per option)	-	260,000
Issue of share to Broker/Lead manager to Placement in lieu of cash fees (issue market price \$0.027 less placement price of \$0.016 was expensed)	-	254,375
Performance Rights Directors and Operations Manager amortisation amount (See Note 13 b)	55,138	74,671
Issue of 7 million shares to Consultant in lieu of fees (valued at market price of \$0.031 per share)	-	217,000
	<b>55,138</b>	<b>806,046</b>

#### b) Performance Rights (expired June 2023)

Performance Rights (termed 'series 1') were granted to Directors on the 21 November 2019 (approved at the Company's Annual General Meeting 'AGM'). These performance rights had market based conditions attached, being various Volume Weighted Average Price ('VWAP') hurdles.

Subsequent to grant date, these performance rights were voluntarily cancelled by Directors on 9 April 2020 and replaced with alternative performance rights (termed 'series 2'). The cancellation was as a result of the Sale of EP 127 not proceeding, the Company restructure and refocus, as well as the consolidation of its' issued capital.

The alternative performance rights were formalised and granted following shareholder approval at the Company's General Meeting on 22 May 2020. These performance rights had market based conditions attached, being various Volume Weighted Average Price ('VWAP') hurdles.

## NOTES TO THE CONSOLIDATED FINANCIAL STATEMENTS FOR THE YEAR ENDED 30 JUNE 2023

### NOTE 13: SHARE BASED PAYMENTS (continued)

As a result of this arrangement, in accordance with the requirements of AASB 2 Share-Based Payments, modification accounting to the share based payment arrangement was applied. This required the fair value of the original series 1 to be determined on modification date in addition to determining the fair value of the new series 2.

Performance Rights valuations were conducted by external consultant, RSM, utilising the Hoadley trading & Investment tools *Barrier1* trinomial option valuation model.

The share based payment expense, as recognised within 'share based payment' for the year ended 30 June 2023 was \$55,138. This includes the expense relating to Performance Rights (Class C) granted to the Operation Manager in October 2021. All Performance Rights expired during the financial year.

#### Share Based Payment Reserve

Movement in Share Based Payment Reserve	2023 \$	2022 \$
Opening Balance	547,331	212,660
Share based expense (Class B and C Performance Rights)	55,138	74,671
Grant of Options to Directors (20 million)	-	260,000
<b>Share based payment reserve closing balance</b>	<b>602,469</b>	<b>547,331</b>

#### Nature and purpose of share based payments reserve

This comprises the amortise portion of fair value of performance rights issued and recognised as share based payments expense.

### NOTE 14: FINANCIAL INSTRUMENTS

#### Capital risk management

The Group manages its capital to ensure that entities in the Group will be able to continue as a going concern while maximising the return to stakeholders through the optimisation of the debt and equity balance.

The capital structure of the Group consists of cash and cash equivalents (no debt) and equity attributable to equity holders of the parent, comprising issued capital, reserves and retained earnings.

None of the Group's entities are subject to externally imposed capital requirements.

Operating cash flows are used to maintain and expand operations, as well as to make routine expenditures such as tax, and general administrative outgoings.

#### Categories of financial instruments

	2023 \$	2022 \$
<u>Financial assets</u>		
Cash and cash equivalents	3,452,042	1,613,669
Trade and other receivables	72,448	128,263
Total	<b>3,524,490</b>	<b>1,741,932</b>
<u>Financial liabilities</u>		
Lease liability – current	32,004	40,548
Trade and other payables	143,173	418,292
Lease Liability – non-current	45,968	51,419
Total	<b>221,145</b>	<b>510,259</b>

## NOTES TO THE CONSOLIDATED FINANCIAL STATEMENTS FOR THE YEAR ENDED 30 JUNE 2023

### NOTE 14: FINANCIAL INSTRUMENTS (continued)

#### *Financial risk management objectives*

The Group is exposed to market risk (including currency risk, fair value interest rate risk and price risk), credit risk, liquidity risk and cash flow interest rate risk.

#### *Market risk*

The Group's activities expose it primarily to the financial risks of changes in foreign currency exchange rates, commodity prices and exchange rates.

There has been no change to the Group's exposure to market risks or the manner in which it manages and measures the risk from the previous period.

#### *Credit Risk*

The Group is exposed to credit risk on its loans to unrelated entities and cash held, as disclosed in Note 1 and Note 7. Credit risk refers to the risk that a counterparty will default on its contractual obligations resulting in financial loss to the Group. The Group has adopted a policy of only dealing with creditworthy counterparties and obtaining sufficient collateral where appropriate, as a means of mitigating the risk of financial loss from defaults. The Group only transacts with entities that are rated the equivalent of investment grade and above. This information is supplied by independent rating agencies where available and, if not available, the Group uses publicly available financial information and its own trading record to rate its major customers. The Group's exposure and the credit ratings of its counterparties are continuously monitored and the aggregate value of transactions concluded is spread amongst approved counterparties. Credit exposure is controlled by counterparty limits that are reviewed and approved by the risk management committee annually.

The Group does not have any significant credit risk exposure to any single counterparty or any Group of counterparties having similar characteristics. The credit risk on liquid funds and derivative financial instruments is limited because the counterparties are banks with high credit ratings assigned by international credit rating agencies.

The carrying amount of financial assets recorded in the financial statements, net of any allowance for losses, represents the Group's maximum exposure to credit risk without taking account of the value of any collateral obtained.

#### *Liquidity Risk*

Management monitors rolling forecasts of the Group's cash reserves on the basis of expected cash flows. The Group's liquidity management policy involves projecting cash flows and considering the level of liquid assets necessary to pay debts as and when they become due and payable.

30 June 2023	Weighted average interest rate	1 year or less	Between 1 and 2 years	Between 2 and 5 years	Over 5 years	Remaining contractual maturities
		\$	\$	\$	\$	\$
<b><i>Non-interest bearing</i></b>						
Trade and other payables		143,173	-	-	-	143,173
		<b>143,173</b>	<b>-</b>	<b>-</b>	<b>-</b>	<b>143,173</b>
<b><i>Interest-bearing – fixed rate</i></b>						
Lease Liability	7.0%	36,000	45,000	-	-	81,000
		<b>36,000</b>	<b>45,000</b>	<b>-</b>	<b>-</b>	<b>81,000</b>

## NOTES TO THE CONSOLIDATED FINANCIAL STATEMENTS FOR THE YEAR ENDED 30 JUNE 2023

### NOTE 14: FINANCIAL INSTRUMENTS (continued)

30 June 2022	Weighted average interest rate	1 year or less	Between 1 and 2 years	Between 2 and 5 years	Over 5 years	Remaining contractual maturities
		\$	\$	\$	\$	\$
<b>Non-interest bearing</b>						
Trade and other payables	-	418,292	-	-	-	418,292
	-	<b>418,292</b>	-	-	-	<b>418,292</b>
<b>Interest-bearing – fixed rate</b>						
Lease Liability	7.0%	36,000	51,000	-	-	87,000
		<b>36,000</b>	<b>51,000</b>	-	-	<b>87,000</b>

#### Fair value hierarchy

The following details the consolidated entity's assets and liabilities, measured or disclosed at fair value, using a three level hierarchy, based on the lowest level of input that is significant to the entire fair value measurement, being:

- Level 1: Quoted prices (unadjusted) in active markets for identical assets or liabilities that the entity can access at the measurement date
- Level 2: Inputs other than quoted prices included within Level 1 that are observable for the asset or liability, either directly or indirectly
- Level 3: Unobservable inputs for the asset or liability

#### Fair value of Loans to Unrelated Entities at amortised Cost

The fair value of loans are classified as level 3 fair value in the fair value hierarchy due to inclusion of unobservable inputs in deciding counterparty credit risk, as disclosed in Note 7.

### NOTE 15: COMMITMENTS AND CONTINGENCIES

#### a) Explorations commitments

Under the requirements of the Northern Territory Department of Mines and Petroleum, the Company has committed to annual work programs to 13 December 2025.

Tenement	Date Acquired	Annual Expenditure Commitment 2023 \$	Annual Expenditure Commitment 2022 \$
EP127	14 September 2015	<b>500,000</b>	500,000
Total		<b>500,000</b>	500,000

## NOTES TO THE CONSOLIDATED FINANCIAL STATEMENTS FOR THE YEAR ENDED 30 JUNE 2023

### NOTE 15: COMMITMENTS AND CONTINGENCIES continued

In order to retain the rights of tenure to its granted tenements, the Company is expected show exploration activity as agreed upon in the minimum work requirements under the permit. The figures below assumes that no new tenements are granted and that only compulsory statutory area reductions are made.

	\$
Not later than 1 year	500,000
Later than 1 year but not later than 5 years	<u>7,900,000</u>
Total	<u><u>8,400,000</u></u>

#### b) Contingent liabilities

There are no material contingent liabilities of the company at reporting date (2022: nil).

### NOTE 16: RELATED PARTY DISCLOSURE

The consolidated financial statements include the financial statements of Global Oil & Gas Limited and the subsidiaries listed in the following table. Transactions between related parties are on normal commercial terms and conditions no more favourable than those available to other parties unless otherwise stated.

	Country of incorporation	2023 %	2022 %
Parent Entity			
Global Oil and Gas Limited	Australia		
Subsidiaries			
Baraka Minerals Pty Ltd	Australia	100	100
Goldfleet Enterprises Pty Ltd	Australia	100	100

Global Oil and Gas Ltd also have the following:

- 20% interest in Goshawk Energy Corporation Pty Ltd.
- 25% interest in Western Gas 519P Pty Ltd

#### Key Management Personnel Remuneration

Key management personnel remuneration has been included in the Remuneration Report section of the Directors' Report. Total remuneration paid to key management personnel is as follows:

	2023 \$	2022 \$
Remuneration type		
Short-term employee benefits	334,269	401,654
Post-employment benefit	36,458	40,165
Equity based payment	<u>53,048</u>	<u>351,497</u>
Total	<u><u>423,775</u></u>	<u><u>793,316</u></u>

Payments were made to GTT Ventures Pty Ltd (a company of which Patric Glovac is a Director and shareholder) included the following:

Capital Raising Fees \$29,331  
Bookkeeping fees \$14,601

Payment to 19808283 Pty Ltd (a company of which Patric Glovac is a Director and shareholder)  
Rent - \$36,000

Payments were made to Nova Legal (a company of which Chris Zielinski is a Director) included the following:  
Legal fees \$37,012

## NOTES TO THE CONSOLIDATED FINANCIAL STATEMENTS FOR THE YEAR ENDED 30 JUNE 2023

### NOTE 16: RELATED PARTY DISCLOSURE (continued)

*Other transactions and balances with Key Management Personnel*  
Nil

### NOTE 17: PARENT ENTITY DISCLOSURES

*Financial position*

	2023	2022
	\$	\$
<u>Assets</u>		
Current assets	3,528,138	1,748,638
Non-current assets	1,080,229	3,665,059
Total assets	<b>4,360,126</b>	<b>5,413,697</b>
<u>Liabilities</u>		
Current liabilities	202,273	501,836
Non-current liabilities	45,968	-
Total liabilities	<b>248,241</b>	<b>501,836</b>
<u>Equity</u>		
Issued capital	82,635,066	87,762,801
Reserves	1,868,812	1,812,674
Accumulated losses	<b>(80,143,752)</b>	<b>(79,663,613)</b>
Total equity	<b>4,360,126</b>	<b>4,911,861</b>

*Financial performance*

	2023	2022
	\$	\$
Loss for the year	<b>(4,042,638)</b>	(19,797,332)
Other comprehensive loss	-	-
Total comprehensive loss	<b>(4,042,638)</b>	<b>(19,797,332)</b>

*Global Oil and Gas Limited has not entered into any guarantees in relation to the debts of its subsidiaries. There are no further commitments or contingencies of the Parent Entity.*

### NOTE 18: EVENTS AFTER THE REPORTING PERIOD

The Company announced in August 2023 that it had executed a Technical Evaluation Agreement LXXXVI (TEA) with the Peruvian National Agency of Hydrocarbons, Perupetro, for a 4,858km<sup>2</sup> oil and gas exploration block offshore Peru. The Company now holds 80% of the TEA with project partner, US based oil and gas exploration company Jaguar Exploration, Inc. (Jaguar), holding the remaining 20%. Pursuant to the agreement, GLV shares as detailed in the ASX announcement dated 7 June 2023, and was approved at the Shareholders meeting held on 15 August 2023, The consideration shares were issued 24 August 2023 and payment to the vendors occurred 24 August 2023.

The oil and gas block is located in the Tumbes-Progreso basin, in water depths that range from 100m to 1,500m. Immediately to the south is the Talara Basin which is one of the most productive basins in Peru having already produced more than 1.6 billion barrels.

The block is surrounded by, and incorporates, multiple historic and currently producing oil and gas fields. The southeast of the block borders the Alto-Pena Negra oil field which is one of Peru's most productive fields, currently producing around 3,000 barrels of oil per day (bopd) with total historical production of more than 143 million barrels of oil.

In the northeast, the block incorporates the excised 27.8 million barrel Corvina oil field which generated past production rates of up to 4,000 barrels of light oil per day (28.45° API).

## NOTES TO THE CONSOLIDATED FINANCIAL STATEMENTS FOR THE YEAR ENDED 30 JUNE 2023

### NOTE 18: EVENTS AFTER THE REPORTING PERIOD (continued)

The southern border of the TEA is also only 70km from the Talara crude oil refinery which received production from the Corvina field.

A shareholder meeting was held subsequent to the year end (15 August 2023) and approved the following:

- Tranche 2 of the Placement 5,189,176 shares
- Approval of issue of free attaching options to Placement Participants 45,454,546
- Approval to issue 30 million broker options
- Approval to issue consideration and facilitation shares in relation to the transaction with Jaguar Exploration whereby the Company and Jaguar were granted rights to an oil and gas block located offshore in Peru, via a technical evaluation agreement (**TEA**). A total of 33,211,595 shares were issued.

No other matter or circumstance has arisen since 30 June 2023 that has significantly affected, or may significantly affect the consolidated entity's operations, the results of those operations, or the consolidated entity's state of affairs in future financial years.

### NOTE 19: AUDITOR'S REMUNERATION

The auditor of Global Oil and Gas Limited is BDO Audit (WA) Pty Ltd. The Company may decide to employ the auditor on assignments additional to their statutory audit duties where the auditor's expertise and experience with the Group are important.

During the period the following fees were paid or payable for services provided by the auditor of the parent entity, its related practices and non-related audit firms:

<u>Auditors of the Group- BDO and related network firms</u>	2023	2022
	\$	\$
<i>Auditor of the parent entity</i>		
Audit or review of the financial statements	<b>45,633</b>	47,499
	<b>45,633</b>	47,499
<i>Taxation and other advisory services</i>		
Taxation	<b>10,300</b>	9,270
Corporate advisory services	-	25,750
Total services provided by BDO	<b>55,933</b>	82,519



## DIRECTORS' DECLARATION

1. In the opinion of the directors of Global Oil and Gas Limited (the 'Company'):
  - a. the accompanying financial statements and notes are in accordance with the Corporations Act 2001 including:
    - i. giving a true and fair view of the Group's financial position as at 30 June 2023 and of its performance for the year then ended; and
    - ii. complying with Australian Accounting Standards, the Corporations Regulations 2001, professional reporting requirements and other mandatory requirements.
  - b. there are reasonable grounds to believe that the Company will be able to pay its debts as and when they become due and payable.
  - c. the financial statements and notes thereto are in accordance with International Financial Reporting Standards issued by the International Accounting Standards Board.
2. This declaration has been made after receiving the declarations required to be made to the directors in accordance with Section 295A of the Corporations Act 2001 for the financial year ended 30 June 2023.

This declaration is signed in accordance with a resolution of the Board of Directors.



P Glovac  
Executive Director

Dated: 28 September 2023

## INDEPENDENT AUDITOR'S REPORT

To the members of Global Oil & Gas Limited

### Report on the Audit of the Financial Report

#### Opinion

We have audited the financial report of Global Oil & Gas Limited (the Company) and its subsidiaries (the Group), which comprises the consolidated statement of financial position as at 30 June 2023, the consolidated statement of profit or loss and other comprehensive income, the consolidated statement of changes in equity and the consolidated statement of cash flows for the year then ended, and notes to the financial report, including a summary of significant accounting policies and the directors' declaration.

In our opinion the accompanying financial report of the Group, is in accordance with the *Corporations Act 2001*, including:

- (i) Giving a true and fair view of the Group's financial position as at 30 June 2023 and of its financial performance for the year ended on that date; and
- (ii) Complying with Australian Accounting Standards and the *Corporations Regulations 2001*.

#### Basis for opinion

We conducted our audit in accordance with Australian Auditing Standards. Our responsibilities under those standards are further described in the *Auditor's responsibilities for the audit of the Financial Report* section of our report. We are independent of the Group in accordance with the *Corporations Act 2001* and the ethical requirements of the Accounting Professional and Ethical Standards Board's APES 110 *Code of Ethics for Professional Accountants (including Independence Standards)* (the Code) that are relevant to our audit of the financial report in Australia. We have also fulfilled our other ethical responsibilities in accordance with the Code.

We confirm that the independence declaration required by the *Corporations Act 2001*, which has been given to the directors of the Company, would be in the same terms if given to the directors as at the time of this auditor's report.

We believe that the audit evidence we have obtained is sufficient and appropriate to provide a basis for our opinion.

### Material uncertainty related to going concern

We draw attention to Note 1 in the financial report which describes the events and/or conditions which give rise to the existence of a material uncertainty that may cast significant doubt about the group's ability to continue as a going concern and therefore the group may be unable to realise its assets and discharge its liabilities in the normal course of business. Our opinion is not modified in respect of this matter.

### Key audit matters

Key audit matters are those matters that, in our professional judgement, were of most significance in our audit of the financial report of the current period. These matters were addressed in the context of our audit of the financial report as a whole, and in forming our opinion thereon, and we do not provide a separate opinion on these matters. In addition to the matter described in the *Material uncertainty related to going concern* section, we have determined the matters described below to be the key audit matters to be communicated in our report.

### Carrying Value of deferred exploration and evaluation expenditure

<i>Key audit matter</i>	<i>How the matter was addressed in our audit</i>
<p>As disclosed in Note 9 to the Financial Report, the carrying value of the exploration and evaluation asset represents a significant asset of the Group.</p> <p>The Group's accounting policies and significant judgements applied to exploration and evaluation expenditure are detailed in Note 1 of the Financial Report.</p> <p>In accordance with AASB 6 <i>Exploration for and Evaluation of Mineral Resources</i> ('AASB 6'), the recoverability of exploration and evaluation expenditure requires significant judgement by management in determining whether there are any facts and circumstances that exist to suggest the carrying amount of this asset may exceed its recoverable amount. As a result, this is considered a key audit matter.</p>	<p>Our procedures included, but were not limited to:</p> <ul style="list-style-type: none"> <li>• Assessing whether rights to tenure of the Group's area of interest remained current at balance date;</li> <li>• Considering the status of the ongoing exploration programmes in the respective areas of interest by holding discussions with management, and reviewing the Group's exploration budgets, ASX announcements and director's minutes;</li> <li>• Considering whether any such areas of interest had reached a stage where a reasonable assessment of economically recoverable reserves existed;</li> <li>• Considering whether any facts or circumstances existed to suggest impairment testing was required; and</li> <li>• Assessing the adequacy of the related disclosures in Notes 1 and 9 to the Financial Report.</li> </ul>

### **Other information**

The directors are responsible for the other information. The other information comprises the information in the Group's annual report for the year ended 30 June 2023, but does not include the financial report and the auditor's report thereon.

Our opinion on the financial report does not cover the other information and we do not express any form of assurance conclusion thereon.

In connection with our audit of the financial report, our responsibility is to read the other information and, in doing so, consider whether the other information is materially inconsistent with the financial report or our knowledge obtained in the audit or otherwise appears to be materially misstated.

If, based on the work we have performed, we conclude that there is a material misstatement of this other information, we are required to report that fact. We have nothing to report in this regard.

### **Responsibilities of the directors for the Financial Report**

The directors of the Company are responsible for the preparation of the financial report that gives a true and fair view in accordance with Australian Accounting Standards and the *Corporations Act 2001* and for such internal control as the directors determine is necessary to enable the preparation of the financial report that gives a true and fair view and is free from material misstatement, whether due to fraud or error.

In preparing the financial report, the directors are responsible for assessing the ability of the group to continue as a going concern, disclosing, as applicable, matters related to going concern and using the going concern basis of accounting unless the directors either intend to liquidate the Group or to cease operations, or has no realistic alternative but to do so.

### **Auditor's responsibilities for the audit of the Financial Report**

Our objectives are to obtain reasonable assurance about whether the financial report as a whole is free from material misstatement, whether due to fraud or error, and to issue an auditor's report that includes our opinion. Reasonable assurance is a high level of assurance, but is not a guarantee that an audit conducted in accordance with the Australian Auditing Standards will always detect a material misstatement when it exists. Misstatements can arise from fraud or error and are considered material if, individually or in the aggregate, they could reasonably be expected to influence the economic decisions of users taken on the basis of this financial report.

A further description of our responsibilities for the audit of the financial report is located at the Auditing and Assurance Standards Board website at:

[https://www.auasb.gov.au/admin/file/content102/c3/ar1\\_2020.pdf](https://www.auasb.gov.au/admin/file/content102/c3/ar1_2020.pdf)

This description forms part of our auditor's report.

## Report on the Remuneration Report

### Opinion on the Remuneration Report

We have audited the Remuneration Report included in pages 15 to 18 of the directors' report for the year ended 30 June 2023.

In our opinion, the Remuneration Report of Global Oil & Gas Limited, for the year ended 30 June 2023, complies with section 300A of the *Corporations Act 2001*.

### Responsibilities

The directors of the Company are responsible for the preparation and presentation of the Remuneration Report in accordance with section 300A of the *Corporations Act 2001*. Our responsibility is to express an opinion on the Remuneration Report, based on our audit conducted in accordance with Australian Auditing Standards.

**BDO Audit (WA) Pty Ltd**



**Dean Just**

**Director**

Perth

28 September 2023

**CORPORATE GOVERNANCE STATEMENT**

The Company's Corporate Governance disclosure is available on the Company's website at:  
[www.globaloilandgas.com.au](http://www.globaloilandgas.com.au)

**ADDITIONAL SECURITIES EXCHANGE INFORMATION****ASX additional information as at 7 September 2023****Number of holders of equity securities 6,308**Ordinary share capital

467,000,343 fully paid ordinary shares are held by individual shareholders.

All issued ordinary shares carry one vote per share.

Listed Options

153,848,908 Listed Options exercise price \$0.04 expiry 31 Dec 2025

**Distribution of holders of equity securities**

	<b>Number of holders</b>	<b>Fully paid ordinary shares</b>
1 – 1,000	2,057	651,076
1,001 – 5,000	1,488	4,024,542
5,001 – 10,000	683	5,370,931
10,001 – 100,000	1,561	56,124,839
100,001 and over	519	400,828,955
	<b>6,308</b>	<b>467,000,343</b>
Holding less than a marketable parcel	<b>5,277</b>	

**Distribution of holders of Listed Options**

	<b>Number of holders</b>	<b>Listed Options</b>
1 – 1,000	220	97,011
1,001 – 5,000	196	565,909
5,001 – 10,000	66	478,147
10,001 – 100,000	124	4,189,120
100,001 and over	128	148,518,721
	<b>734</b>	<b>153,848,908</b>

<b>Substantial shareholders</b>	<b>Fully paid ordinary shares % held</b>	<b>Number</b>
DC & PC HOLDINGS PTY LTD <DC & PC NEESHAM SUPER A/C>	5.06%	23,652,721

**ADDITIONAL SECURITIES EXCHANGE INFORMATION cont.**

<b>ORDINARY SHAREHOLDERS</b>	<b>Number</b>	<b>Percentage</b>
DC & PC HOLDINGS PTY LTAD <DC & PC NEESHAM SUPER A/C>	23,652,721	5.06
MR ROGER BLAKE + MRS ERICA LYNETTE BLAKE <THE MANDY SUPER FUND A/C>	14,337,513	3.07
CITICORP NOMINEES PTY LIMITED	13,065,559	2.80
PDA INVESTMENT CO NO2 PTY LTD	11,000,000	2.36
JAGUAR EXPLORATION INC	10,895,316	2.33
MR PETER JAMES ALLCHURCH <MANSTEIN HOLDINGS A/C>	10,844,608	2.32
AUSWOOD LUO PTY LTD <AUSWOOD LUO FAMILY A/C>	8,931,903	1.91
ANIMA FLUVIUS PTY LTD <SCIANO A/C>	8,000,000	1.71
GOLDFIRE ENTERPRISES PTY LTD	7,000,000	1.50
TRG INVESTMENTS PTY LTD	6,901,768	1.48
ALLTIME NOMINEES PTY LTD <HONEYMAN FAMILY A/C>		
ANGKOR IMPERIAL RESOURCES PTY LTD <TURKISH BREAD S/F A/C>	6,388,255	1.37
OKAWARI CONSORTIUM PTY LTD <THE OKA T A/C>	5,000,000	1.07
GLOBAL CONSORTIUM HOLDINGS PTY LTD <FTW HOLDINGS A/C>	5,000,000	1.07
ALISSA BELLA PTY LTD <THE C&A TASSONE S/F NO 2 A/C>	4,488,468	0.96
THE SUN W INVESTMENT PTY LTD <SUN FAMILY A/C>	4,000,000	0.86
<u>GROUP # 10681</u>		
BNP PARIBAS NOMS PTY LTD <DRP>		
BNP PARIBAS NOMINEES PTY LTD <IB AU NOMS RETAILCLIENT DRP>	3,957,341	0.85
KINSPEL PTY LTD	3,636,400	0.81
RED DRAGON EXPLORATION LLC	3,631,771	0.78
TT NICHOLLS PTY LTD <NICHOLLS SUPER FUND A/C>	3,000,000	0.64
	<b>160,336,957</b>	<b>34.33</b>



<b>GLVO HOLDERS</b>	<b>Number</b>	<b>Percentage</b>
ALISSA BELLA PTY LTD GROUP	8,218,371	5.34
MOUNTS BAY INVESTMENTS PTY LTD <CT SUPER FUND A/C>	6,516,670	4.24
GOLDFIRE ENTERPRISES PTY LTD	6,050,000	3.93
MR ROGER BLAKE + MRS ERICA LYNETTE BLAKE <THE MANDY SUPER FUND A/C>	6,043,756	3.93
DC & PC HOLDINGS PTY LTD <DC & PC NEESHAM SUPER A/C>	5,687,500	3.70
PDA INVESTMENT CO NO2 PTY LTD	5,500,000	3.57
MOUNTS BAY INVESTMENTS PTY LTD <CALVER CAPITAL A/C>	4,954,167	3.22
TRIBECA NOMINEES PTY LTD	4,666,667	3.03
MS JENNIFER ANNE CIRO	4,500,000	2.92
CAPRETTI INVESTMENTS PTY LTD <CASTELLO A/C>	3,750,000	2.44
LDU PTY LTD <VESTY SUPER FUND A/C>	3,564,550	2.32
MR TERRY JAMES GARDINER	6,500,000	2.18
LDU PTY LTD <VESTY SUPER FUND A/C>	6,378,833	2.14
AROSA CAPITAL PARTNERS	3,500,000	2.27
MANDESVILLA PTY LTD	2,875,000	1.87
FREYABEAR FHMN PTY LTD	2,827,500	1.84
MR JAN GLOVAC	2,727,273	1.77
GLOBAL CONSORTIUM HOLDINGS PTY LTD <FTW HOLDINGS A/C>	2,500,000	1.62
OKAWARI CONSORTIUM PTY LTD <THE OKA T A/C>	2,500,000	1.62
MR PETER JAMES ALLCHURCH <MANSTEIN HOLDINGS A/C>	2,500,000	1.62
BARCLAY WELLS LTD <NOMINEE A/C>	2,450,000	1.59
	<b>85,788,855</b>	<b>55.76</b>

**Company Secretary**

Mrs Anna MacKintosh

**On-market buy-back**

Currently there is no on-market buy-back of the Company's securities

**Registered and principal office**22 Townshend Road  
Subiaco WA 6008**Share registry**

Advanced Share Registry

**SCHEDULE OF TENEMENTS****As at 7 September 2023**

Project	Tenement	Nature of Company's Interest
Southern Georgina Basin, Northern Territory	EP 127	100%
Goshawk Squadron JV - Canning Basin, Western Australia	EP 499	4%
Goshawk Squadron JV - Canning Basin, Western Australia	STP-EPA 162	4%
Goshawk Squadron JV - Canning Basin, Western Australia	STP-EPA 163	4%
Goshawk Squadron JV - Canning Basin, Western Australia	STP-EPA 166	4%
Goshawk Squadron JV - Canning Basin, Western Australia	STP-EPA 167	4%
Western Gas (519P) Pty Ltd – Sasanof Western Australia	WA 519-P	25%