

## ACTIVITIES REPORT FOR THE QUARTER ENDED 30 SEPTEMBER 2023

### Highlights

- **Salmon Gums Gold Project**
  - Next phase of drilling completed – 7-hole diamond drilling program designed to follow-up previous high-grade gold results; 5m at 50.2g/t Au from 42m in SGRC039
  - Assessment of drill core indicates drilling successfully intersected targeted structure that hosts the previous high-grade gold intersection and that targeted mineralisation has been intersected in six of seven holes drilled
  - Assay results are currently pending
  - Salmon Gums Project is located 30km south and along strike of Pantoro's (ASX: PNR) high-grade Scotia Gold Project – Aruma is exploring its potential to host high-grade Norseman-style gold mineralisation
- **Mt Deans Lithium Project**
  - PoW submitted for planned next phase of drilling – diamond drilling to provide core for more detailed metallurgical test-work to follow-up initial metallurgical test work results reported in previous quarter.
- **Saltwater Project**
  - Systematic Soil Sampling commenced and is ongoing - ~30% of Project area covered to date.
  - Significant REE's and Cobalt identified, including:
    - AR12232: 1158ppm TREO; 25% NdPr/TREO and 21% HREO/TREO
    - AR12291: 1022ppm TREO; 25% NdPr/TREO and 27% HREO/TREO
    - AR12298: 0.30% Co, 0.23% Cu, 0.21% Zn and 4.0% Ba
    - AR12299: 0.27% Co, 0.21% Cu, 0.2% Zn and 3.9% Ba
  - Outcropping high-grade polymetallic samples also identified plus sandstone-hosted vanadium and uranium surface anomalies
  - Anomalous Fe-Pb-Zn-As also detected - highlights potential for presence of VMS-style mineralisation
- **Corporate**
  - Sound cash balance at quarter's end of \$2.79m
  - Longstanding Director and Founding Managing Director Peter Schwann stepped down from Aruma board

**Aruma Resources Ltd**ACN 141 335 364  
ASX: **AAJ****Issued Capital**196,891,506 Shares  
54,930,003 Listed options  
16,000,000 Unlisted options**Business Office**1<sup>st</sup> Floor, 2 Richardson Street  
West Perth WA 6005  
T: + 61 8 9321 0177  
E: info@arumaresources.com**Board and Management**JAMES MOSES – Non-Executive Chairman  
GLENN GRAYSON – Managing Director  
BRETT SMITH – Non-Executive Director

**Aruma Resources Limited** (ASX: AAJ) (**Aruma** or the **Company**) is pleased to provide the following report on its activities for the quarter ending 30 September 2023.

Aruma has a portfolio of strategically located gold projects in active gold domains in Western Australia, as well as the prospective Mt Deans Lithium Project in the lithium corridor of south-east WA, and the multi-commodity Saltwater Project in the Pilbara region of WA (Figure 1).

Activities in the quarter focused on the Salmon Gums Gold Project in the eastern goldfields, along with ongoing first phase field work at Saltwater, where systematic surface sampling continued to deliver strong results. The next phase of drilling was undertaken at Salmon Gums, designed to follow up very high-grade gold intersections from previous drilling by Aruma. The Company also continued to prioritise focus on unlocking the value potential of the Mt Deans Project.

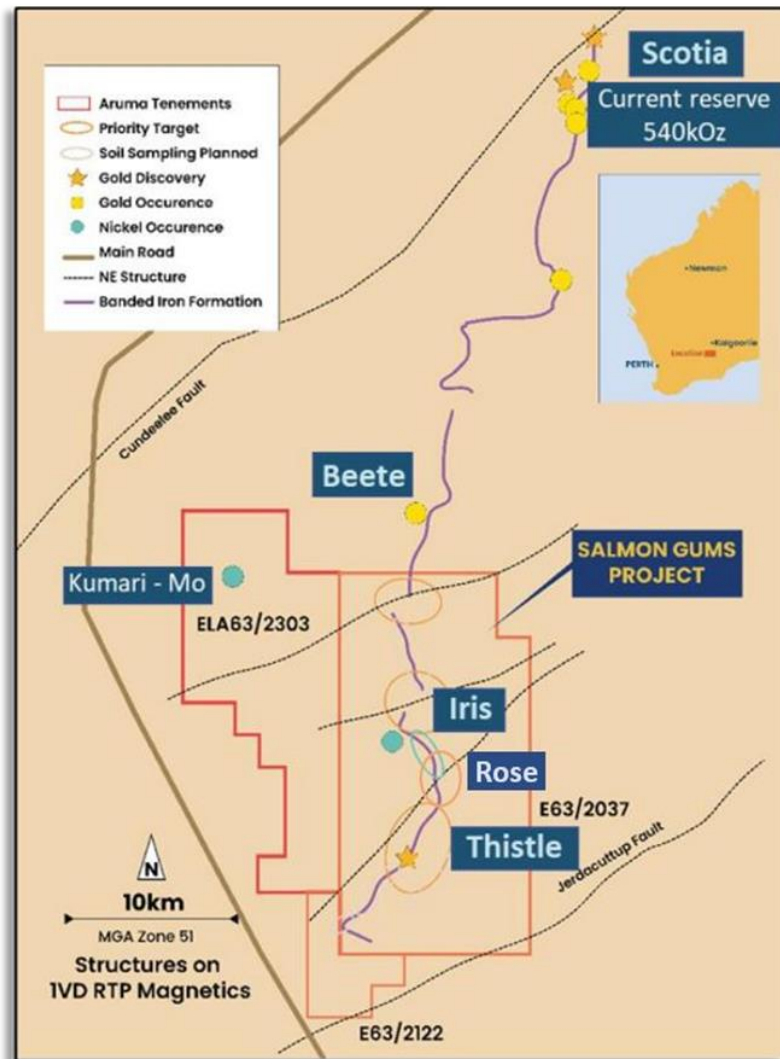
Corporately, Aruma retained a sound financial position with a cash balance of \$2.79 million at quarter's end. The Company also announced that founding managing director and long-standing director Peter Schwann had stepped down from the board of the Company.



**Figure 1:** Aruma's project portfolio

## Salmon Gums Gold Project, Norseman, WA

The Salmon Gums Project (EL63/2037, EL63/2122, ELA63/2303) covers a total area of 360km<sup>2</sup>. The Project is a high-grade gold exploration asset located 300km south of Kalgoorlie, and 80km south of the mining town of Norseman (Figure 2). It is situated 30km south and directly along strike, in the same stratigraphy, as Pantoro Limited's (ASX: PNR) high grade Scotia Gold Project.

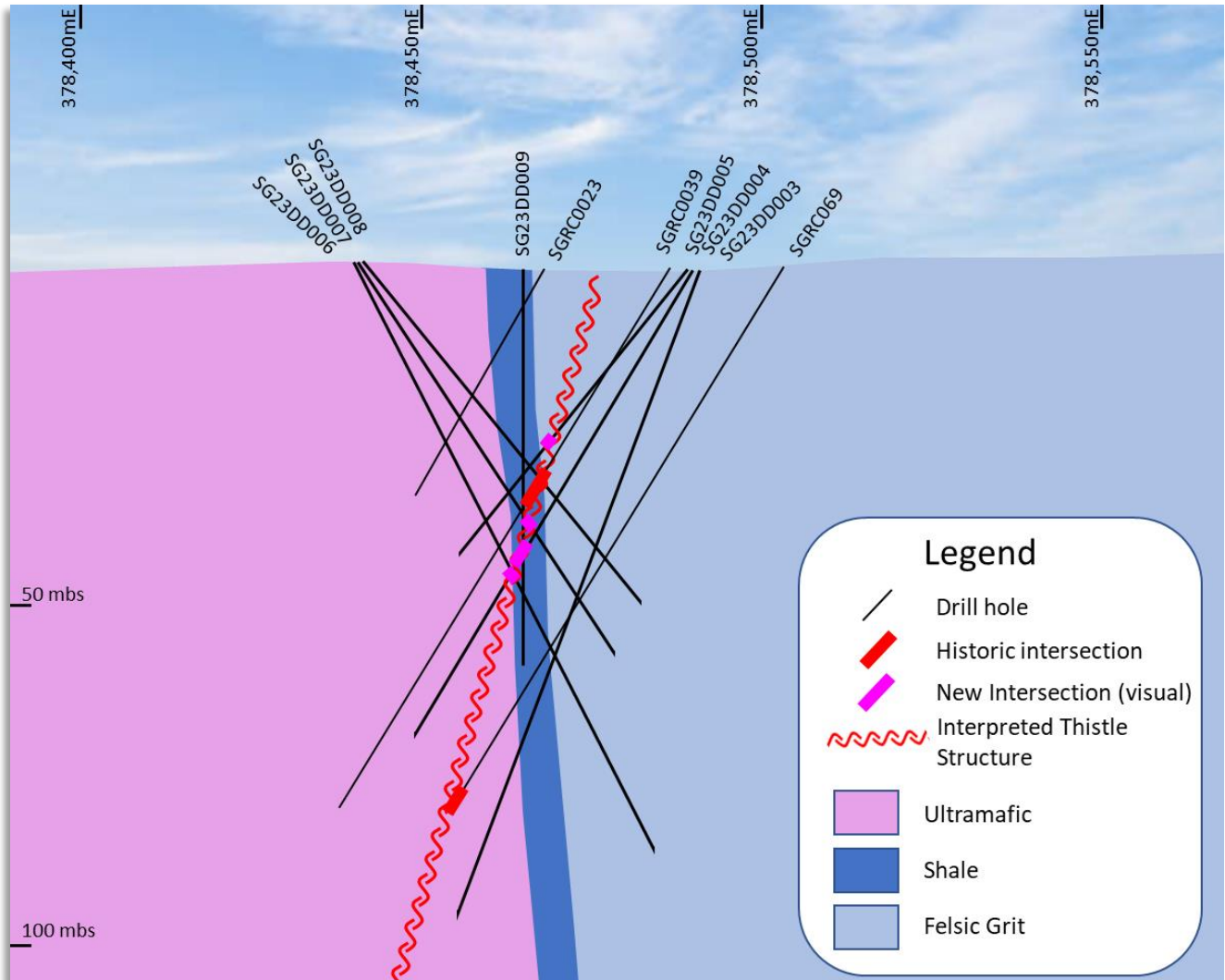


**Figure 2:** Salmon Gums Gold Project location map.

During the quarter, Aruma commenced its next phase of drilling at Salmon Gums (ASX announcement, 11 September 2023), which was designed to follow up and extend bonanza-grade gold intersected in the Company's 2022 drilling campaign, including **5m at 50.2g/t Au** in drill hole SCRC039, with grades as high as **224g/t Au**. Details of this previous drilling were provided in ASX announcement of 21 March 2022.

The current program comprised seven diamond core holes at the priority Thistle prospect, utilising different orientations to follow up the previous 5m at 50.2g/t Au gold intersection and fully understand the mineralisation orientation and controls.

The high-grade intersection in SGRC039 was twinned and also drilled back across section, with multiple holes drilled from each drill pad. A further hole was drilled north to south (Figure 3) to test for flat lodes typical of Norseman style mineralisation.



**Figure 3:** Cross section 6361620mN showing recently completed diamond drilling (SG23DD003-009 inclusive) targeting previous high-grade gold intersection of 5m at 50.2 g/t Au in SGRC039.

The program has been completed and assays have been sent for laboratory assessment, and results will be released when available.

Initial assessment of the drill core indicates that drilling has intersected the target structure in six of the seven completed drill holes - SG23DD003, 004, 006, 007, 008 and 009 - at the high-grade Thistle prospect.

The results further indicate the presence of a significant pyrrhotite-pyrite-arsenopyrite bearing quartz vein, which aligns closely with the characteristics of the Norseman-style gold mineralisation.

These veins are hosted within the rheological contrasting sequence of mafic to volcanoclastic geology, demonstrating the prominent structural controls typically associated with such deposits.

The presence of pyrrhotite, pyrite, and arsenopyrite sulphides, both within and proximal to the primary quartz vein is seen as providing further indication for the potential for Thistle prospect to host a significant gold-bearing structure.

The intersection in hole SG23DD004 (Figure 4) in particular shows evidence of Norseman-style quartz lode mineralisation with abundant arsenopyrite and pyrrhotite.

The visual assessment of core from this targeted drilling at the Salmon Gums Project is highly encouraging (Figures 4, 5 and 6), but it is noted does not represent any confirmation of gold mineralisation or gold grade. Assay results are currently pending.



**Figure 4:** Drill core from **SG23DD004** from **65.8m to 68.4m** showing Norseman style quartz lode mineralisation with strong disseminated sulphide.



**Figure 5:** Drill core from **SG23DD003** from **43.4m to 43.6m** showing Norseman style quartz lode mineralisation with strong disseminated sulphide.



**Figure 6:** Drill core from **SG23DD009 from 54.3m to 54.5m** showing strong disseminated sulphide associated with the quartz lode mineralisation.

Once assay results have been received from the latest phase of drilling, the Company plans to evaluate and model available data from its drilling programs along with other geological data to refine plans for further drilling, designed to extend the Project's high-grade mineralised footprint.

Drill hole details are provided in Table 1 of ASX announcement of 4 October 2023. Table 2 in the same announcement provides an estimate of abundances of the sulphide minerals logged downhole and the style of mineralisation present.

### **Mt Deans Lithium Project, Norseman, WA**

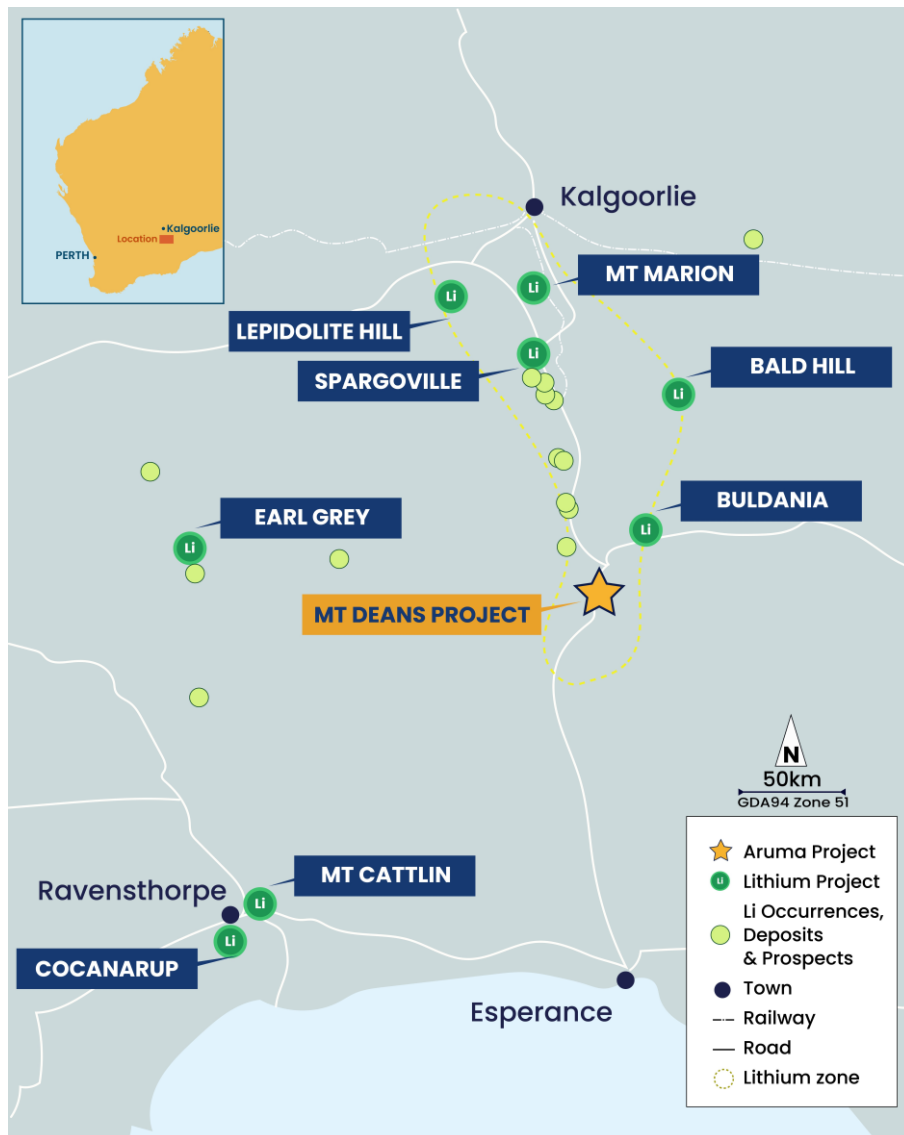
The 100%-owned Mt Deans Project (P63/2063) is situated in the Mt Deans pegmatite field, within the Eastern Goldfields Terrane of the Yilgarn Craton, approximately 200 kilometres south of the major regional centre of Kalgoorlie and approximately 10 kilometres south of the mining town of Norseman (Figure 7).

The Project sits within the lithium corridor in south-east WA, which hosts multiple significant hard-rock lithium projects. It is interpreted to sit within the same host rocks and structures as the significant nearby Mt Marion, Bald Hill and Buldania Lithium Projects.

During the quarter, Aruma continued to progress its plans and assess opportunities to unlock the value of this potentially significant asset.

A Programme of Work (PoW) has been submitted for the planned next phase of drilling at the Mt Deans Project. This is proposed to be a diamond drilling program, with the primary purpose to provide core for more detailed metallurgical test-work. The Conservation Management Plan was updated to align with the addition of diamond drilling.

Further details on this planned drilling, including timing will be provided once requisite approvals for drilling have been granted.



**Figure 7:** Mt Deans Project location in the Eastern Goldfields lithium corridor

Positive results from an initial phase of metallurgical test-work were reported in the previous quarter at Mt Deans, which confirmed that a lithium concentrate could be produced from the Mt Deans pegmatites via simple flotation.

Two flotation tests were conducted. Initial results produced a lithium concentrate, with a concentrate grade of 3.1 times  $\text{Li}_2\text{O}$  feed returned from the flotation tests. Recoveries of 80% into 25% of the mass were achieved.

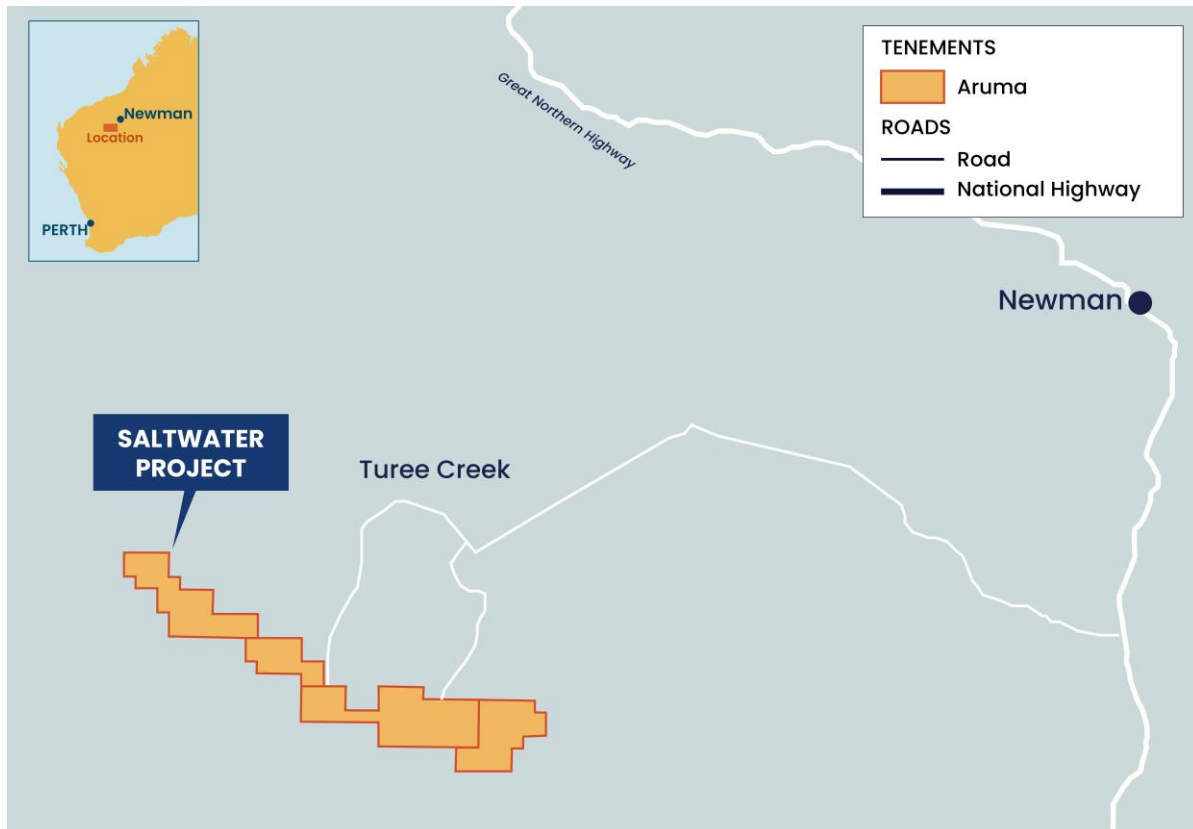
In addition, the initial float results also delivered promising upgrades relative to original feed grade for other metals; potassium ( $\text{K}_2\text{O}$ ) rubidium ( $\text{Rb}_2\text{O}$ ), caesium (Cs), tin (Sn) and tantalum (Ta).

The program also highlighted the potential value of the tin and tantalum at Mt Deans, with both being able to be liberated in the flotation process.

Details on the metallurgy test work program and results were reported in ASX announcement of 3 May 2023.

## Saltwater Project, Pilbara, WA

The Saltwater Project consists of four Exploration Licences (EL52/3818, EL52/3846, and EL52/3857) over a total area of 450km<sup>2</sup>. It is situated approximately 100 kilometres south-west of the regional mining centre of Newman, in the Pilbara region of WA (Figure 8).



**Figure 8:** Saltwater Project location map showing location relative to Newman.

The Saltwater Project was originally pegged by Aruma in 2020 for its gold prospectivity, and its exploration was initially gold-focused. The Company subsequently undertook an assessment of historic exploration within the Project region, which revealed Rare Earth Elements (REE), base metals, gold and uranium results from previous explorers in the Saltwater region.

Based on the multi-commodity potential of the Project, Aruma is undertaking a systematic surface sampling program of an interpreted 80km strike length as a first-step towards unlocking its value potential.

Results from this ongoing surface sampling program were reported during the quarter, and subsequent to the quarter.

This included significant REE and cobalt-copper enriched rocks from its first-phase surface sampling (ASX announcement, 12 July 2023). Highlight results included;

- AR12232: 1158ppm TREO; 25% NdPr/TREO and 21% HREO/TREO
- AR12291: 1022ppm TREO; 25% NdPr/TREO and 27% HREO/TREO
- AR12298: 0.30% Co, 0.23% Cu, 0.21% Zn and 4.0% Ba
- AR12299: 0.27% Co, 0.21% Cu, 0.2% Zn and 3.9% Ba



This sampling confirmed REE enrichment across multiple structures, alongside significantly elevated pathfinder values of phosphorus (P), strontium (Sr) and thorium (Th).

Significant base metals were also detected. These elevations paired with the presence of significant barium and manganese provided initial encouragement for the potential of Saltwater to host a VMS or MVT-style mineralisation system. The copper and cobalt in particular showed the potential for economic mineralisation to be present.

These initial samples were collected at a high-priority radiometric target with a strike length of up to 15km, situated west of the Nobby's prospect.

The initial results were assessed as highly encouraging by Aruma, and reaffirmed the Project's potential to host unconformity HREEs. They also highlighted the potential for Saltwater to host base metals deposits.

Further details and commentary on the results are provided in ASX announcement of 12 July 2023.

#### Further Soil Samples Enhance Multi-Commodity Potential at Saltwater Project

Subsequent to the quarter, Aruma released further results from its surface sampling program at Saltwater. These successfully identified multiple mineralised systems, indicative of a rich seafloor and extensional basin geological setting and confirmed the presence of economic grades of manganese and cobalt (ASX announcement, 18 October 2023).

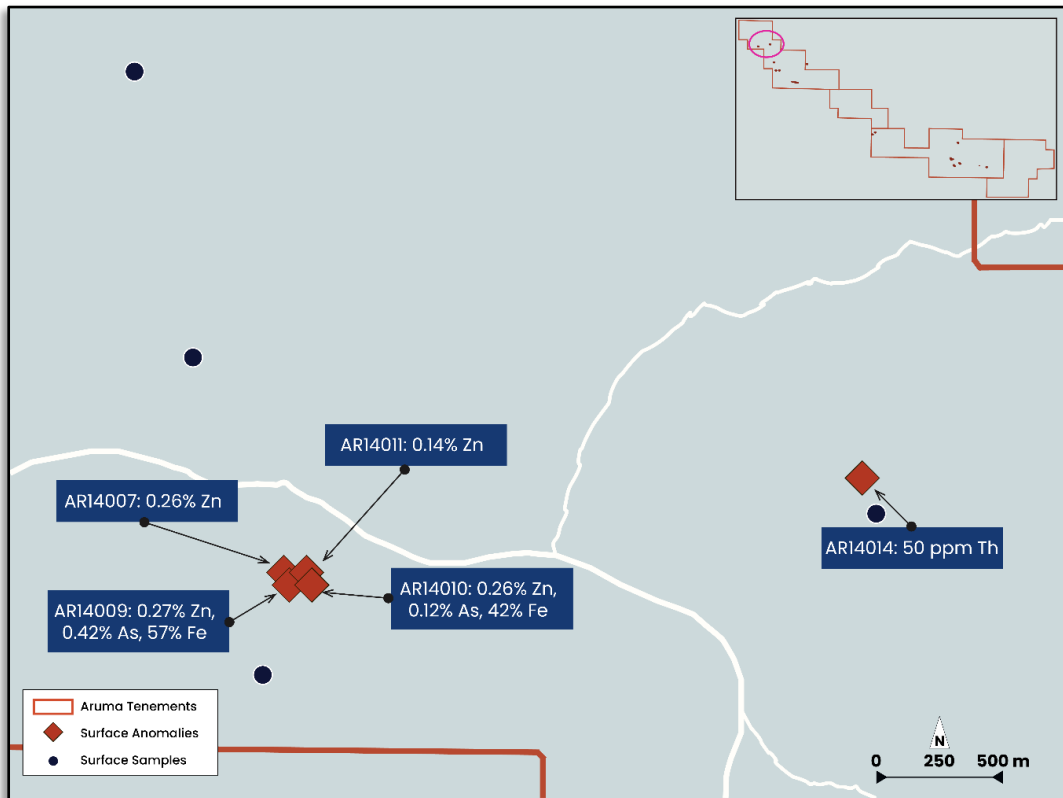
Results also verified the existence of large-scale Volcanogenic Massive Sulphide (VMS) systems with elements such as iron, barium, copper, lead, zinc, and arsenic. They also identified a series of sandstone-hosted uranium and vanadium anomalies. See Figures 9 to 13 for maps and Figure 14 for field sample photo.

Aruma is delighted with the outcomes of its fieldwork at Saltwater to date, with results exceeding the Company's initial projections, and reinforcing the Project's status as a potentially significant district-scale resource-abundant project.

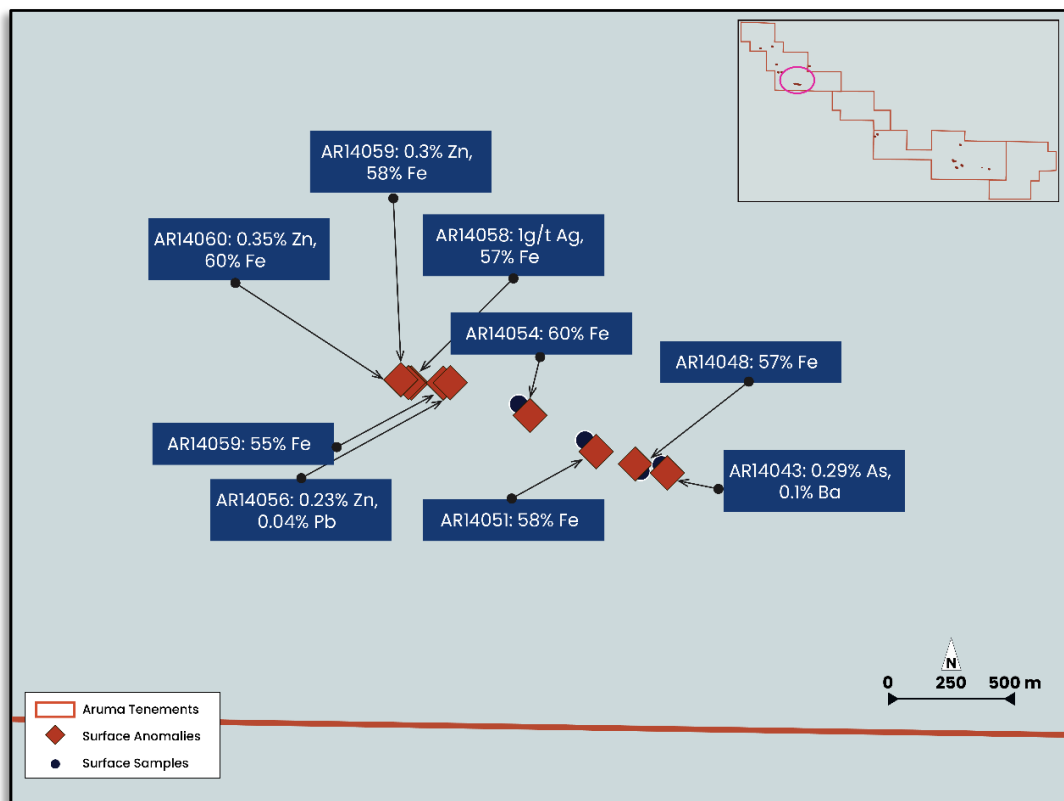
It is noted that Aruma's current, ongoing fieldwork at the Saltwater Project represents early-stage, first-phase exploration, and further targeted exploration is required to further validate and unlock the potential of the Project.

The targeting of this sampling program to date has been based on geophysics (magnetics and EM) and radiometric data, as well as broad geology and mapped structure. To date, the sampling program has covered approximately 30% of the project area.

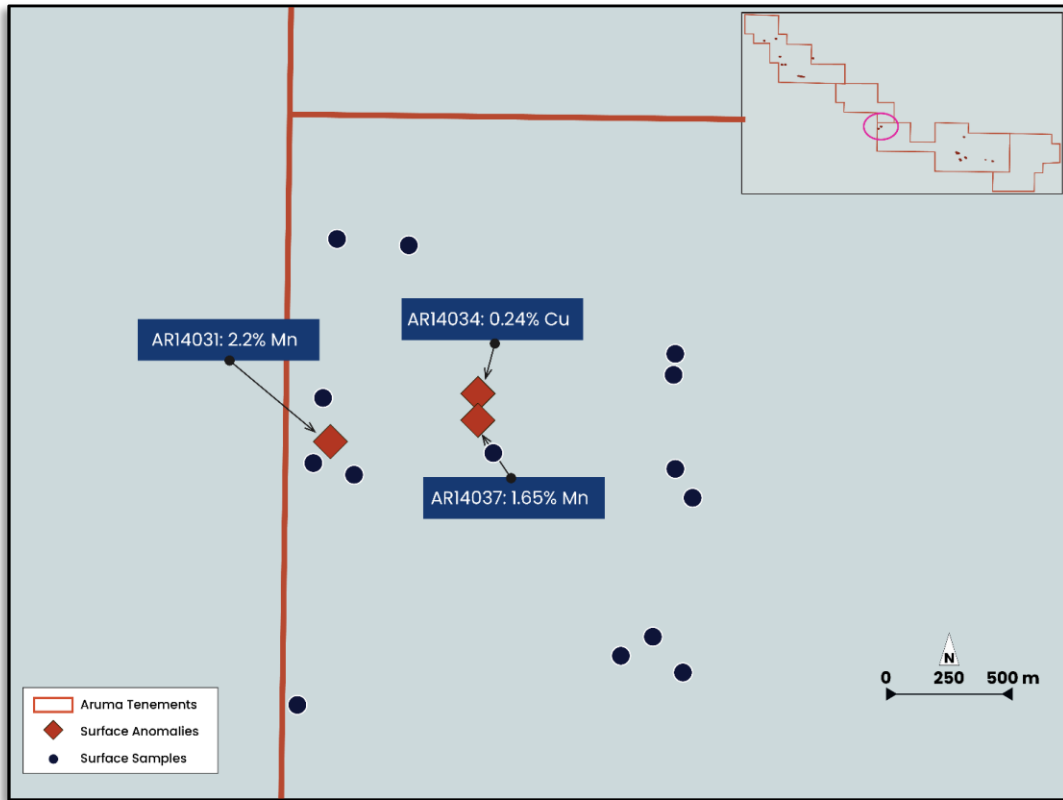
The Inkwel Ridge prospect (Figure 10) is a feature that has a surface strike in excess of 4km. Anomalous in iron, silver, antimony, strontium, zinc and silver. The manganese-cobalt anomaly at Saltwater Creek (Figure 12) has a surface strike in excess of 2km. The chemistry suggests a sea floor polymetallic manganese nodule system with cobalt, copper and zinc.



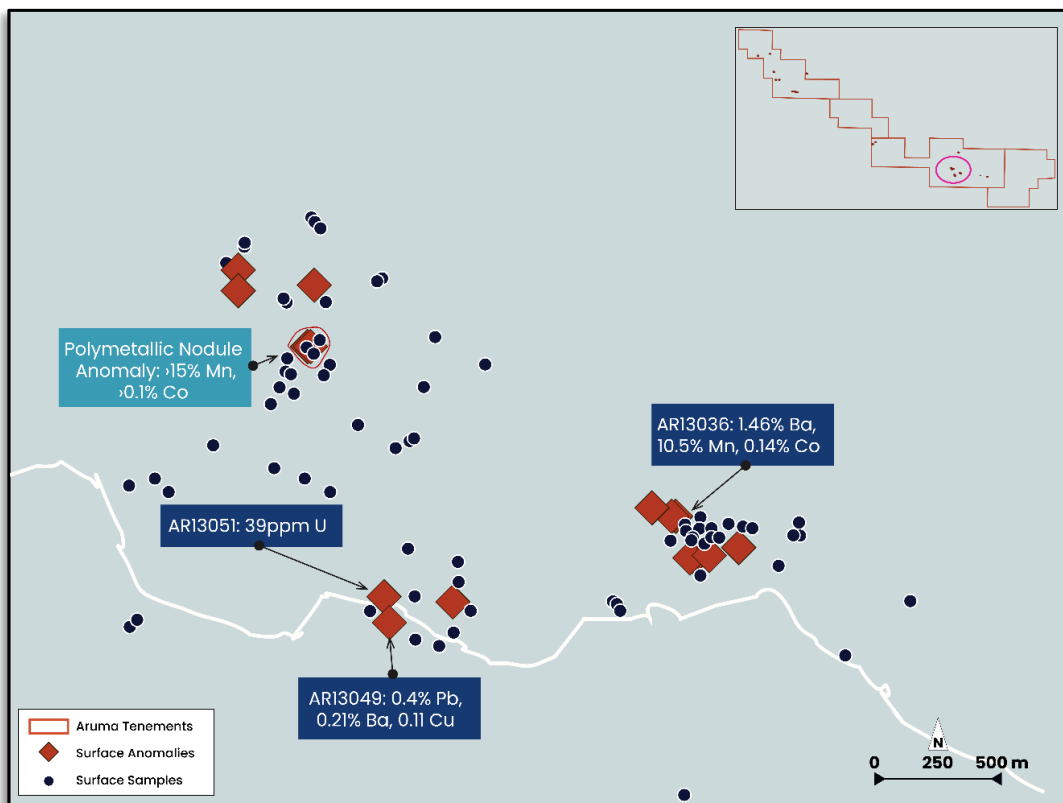
**Figure 9:** Anomalous Results from July/August Surface Sampling - NE Target Zone



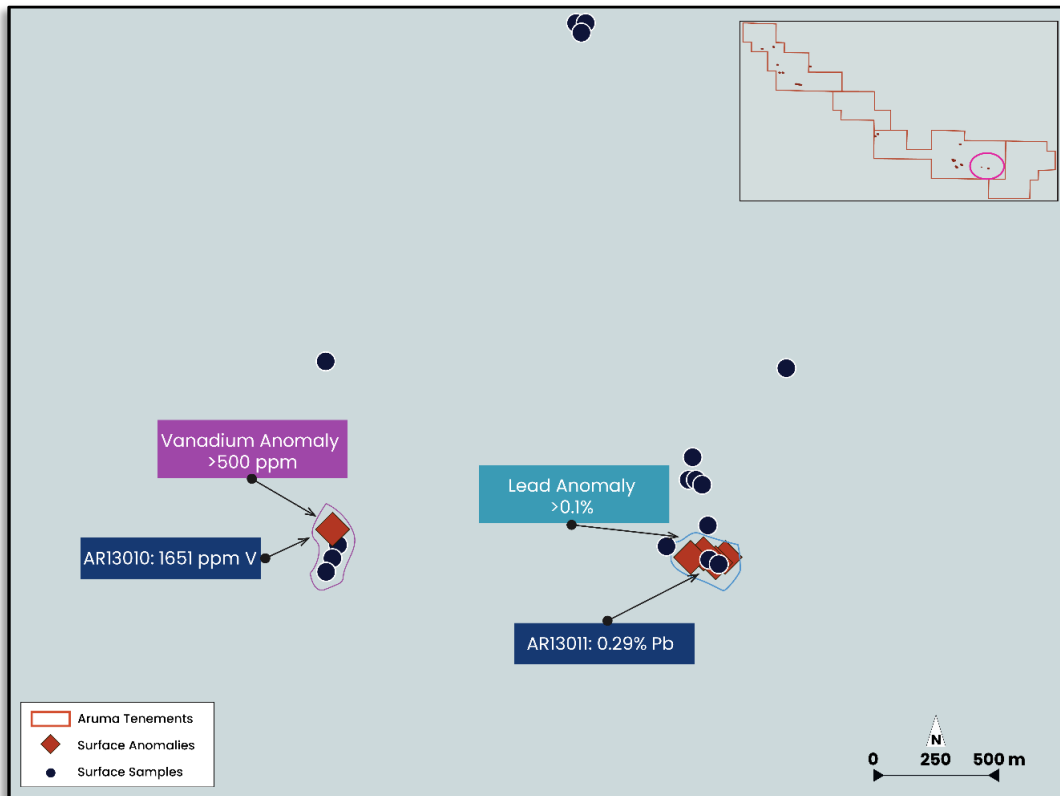
**Figure 10:** Anomalous Results from July/August Surface Sampling, Inkwell Ridge



**Figure 11:** Anomalous Results from July/August Surface Sampling, Central Target Zone



**Figure 12:** Anomalous Results from July/August Surface Sampling, Saltwater Creek Complex



**Figure 13:** Anomalous Results from July/August Surface Sampling, Aludra prospect



**Figure 14:** AR12297 (left – previously reported) enriched in base-metals, and weathered surface sample (right)

### Melrose Gold Project, Pilbara, WA

The Melrose Project is located immediately adjacent to the Paulsens Gold Project (acquired by Black Cat Syndicate (ASX: BC8) from Northern Star Resources (ASX: NST)) in the Pilbara region of WA. No on-ground exploration was undertaken at this project during the quarter.

## Carter Well Gold Project, Murchison, WA

The Carter Well Project is located approximately 75km east of Mt Magnet in the Murchison region, in WA, and covers a total area of 294km<sup>2</sup> (ASX announcement, 6 July 2022).

During the quarter, the Exploration Licence covering the Project area was granted. With the licence granted, the Company plans to conduct an initial field sampling program next month as the first stage in its exploration of the Carter Well Project.

## CORPORATE

### Resignation of Longstanding Director and Founding Managing Director Peter Schwann

Non-executive Director Mr Peter Schwann resigned from his position to focus on personal interests (ASX announcement, 3 July 2023). Mr Schwann was Aruma's founding managing director, and led the Company since its ASX listing in 2010 up until January 2023, when he stepped-down from the managing director's position and became a non-executive director of the Company.

Mr Schwann was a dedicated and committed managing director and non-executive director of Aruma for a period of 13 years. As managing director he managed and led the assessment, acquisition and pegging, and subsequent exploration of numerous projects across a range of different minerals. He built strong relationships with key stakeholders across the business, and oversaw multiple capital raisings and R&D tax refunds throughout his tenure, which enabled the Company to successfully pursue its exploration activities.

### Cash Position

Aruma had cash reserves of \$2.79 million as of 30 September 2023, and no debt.

## PROJECTS SUMMARY

**Table 1:** Project Status and Activity Table

Region	Location	Project	Status
WA EASTERN GOLDFIELDS	Norseman Projects	<b>Mt Deans Lithium</b>	CMP updated for DD PoW
		<b>Salmon Gums</b>	Latest phase of DD drilling completed
WA PILBARA	Nanjilgardy	<b>Melrose</b>	No work undertaken
		<b>Saltwater</b>	Field surface sampling programs with results released.
WA MURCHISON FOLD BELT	Windsor Fault	<b>Carter Well</b>	Data Assembly and field inspection

## ASX ADDITIONAL INFORMATION

ASX listing rule 5.3.1 - Exploration and evaluation expenditure during the quarter was \$309,501 (including applicable staff costs). Details of exploration activity during the September 2023 quarter are set out in this report.

ASX listing rule 5.3.2 - There was no substantive mining production or development activities during the half.

ASX listing rule 5.3.5 - Appendix 5B, Section 6.1 – description of payments: During the quarter \$117,211 was paid to Directors for director fees and applicable superannuation and payments to associated entities for services provided on normal commercial terms.

This announcement has been authorised for release by the Board of Aruma Resources Ltd.

## ENDS

### For further information, please contact:

Glenn Grayson  
Managing Director  
Aruma Resources Limited

T: +61 8 9321 0177

M: +61 408 596 374

E: [info@arumaresources.com](mailto:info@arumaresources.com)

Media and Investor Inquiries

James Moses

Mandate Corporate

T: +61 420 991 574

E: [james@mandatecorporate.com.au](mailto:james@mandatecorporate.com.au)

### About Aruma Resources

Aruma Resources Limited (ASX: AAJ) is an ASX-listed minerals exploration company focused on the exploration and development of a portfolio of prospective gold and lithium projects, strategically located in major, active mineralised belts in Western Australia. Its core assets include the Mt Deans Lithium Project in the lithium corridor of south-eastern WA, the Salmon Gums Gold Project in the Eastern Goldfields and the multi-commodity Saltwater Project in the Pilbara region.

**Competent person statement**

The information in this release that relates to Exploration Results, Mineral Resources or Ore Reserves is based on information compiled by Glenn Grayson who is a Member of the AIG. Mr Grayson is Managing Director and a full-time employee of the Company. Mr Grayson has sufficient experience that is relevant to the style of mineralisation and type of deposit under consideration and to the activity being undertaken to qualify as a Competent Person as defined in the 2012 Edition of the 'Australasian Code for Reporting of Exploration Results, Mineral Resources and Ore Reserve'. Mr Grayson consents to the inclusion in the release of the matters based on his information in the form and context in which it appears. All exploration results reported have previously been released to ASX and are available to be viewed on the Company website [www.arumaresources.com.au](http://www.arumaresources.com.au). The Company confirms it is not aware of any new information that materially affects the information included in the original announcement. The Company confirms that the form and context in which the Competent Person's findings are presented have not been materially modified from the original announcements.

Information in this release that relates to metallurgy and metallurgical test work is based on information reviewed and compiled by Mr Alex Borger, BSc Extractive Metallurgy and BSc Chemistry, a Competent Person who is a member of the Australian Institute of Mining and Metallurgy (AusIMM). Mr Borger is a full-time employee of Independent Metallurgical Operations Pty Ltd who has been engaged by Aruma Resources to provide metallurgical consulting services. Mr Borger consents to the inclusion in the release of the matters based on his information in the form and context in which it appears.

**Forward Looking Statement**

Certain statements contained in this document constitute forward looking statements. Such forward-looking statements are based on a number of estimates and assumptions made by the Company and its consultants in light of experience, current conditions and expectations of future developments which the Company believes are appropriate in the current circumstances. These estimates and assumptions while considered reasonable by the Company are subject to known and unknown risks, uncertainties and other factors which may cause the actual results, achievements and performance of the Company to be materially different from the future results and achievements expressed or implied by such forward-looking statements. Forward looking statements include, but are not limited to, statements preceded by words such as "planned", "expected", "projected", "estimated", "may", "scheduled", "intends", "anticipates", "believes", "potential", "could", "nominal", "conceptual" and similar expressions. There can be no assurance that Aruma plans to develop exploration projects that will proceed with the current expectations. There can be no assurance that Aruma will be able to conform the presence of Mineral Resources or Ore Reserves, that any mineralisation will prove to be economic and will be successfully developed on any of Aruma's mineral properties. Investors are cautioned that forward looking information is no guarantee of future performance and accordingly, investors are cautioned not to place undue reliance on these forward-looking statements.

## SUMMARY OF TENEMENTS

**Table 2:** Summary of tenements for the September 2023 Quarter

Saltwater (gold)	Interest at beginning of Quarter	Interest at end of Quarter
E52/3818 E52/3846 E52/3857 E52/3966	100% Aruma Exploration Pty Ltd	100% Aruma Exploration Pty Ltd

Melrose (gold)	Interest at beginning of Quarter	Interest at end of Quarter
E08/3183 E08/3184 E08/3188 E08/3210 E08/3219 E08/3244 E47/4362 E47/4414 E47/4529 E08/3280 E08/3351 P47/1985 ELA08/3334 ELA08/3499	100% Aruma Exploration Pty Ltd	100% Aruma Exploration Pty Ltd

Salmon Gums (gold)	Interest at beginning of Quarter	Interest at end of Quarter
E63/2037 E63/2122 E63/2354	100% Aruma Exploration Pty Ltd	100% Aruma Exploration Pty Ltd

Carter Well	Interest at beginning of Quarter	Interest at end of Quarter
E58/590	100% Aruma Exploration Pty Ltd	100% Aruma Exploration Pty Ltd

Mt. Deans (Li)	Interest at beginning of Quarter	Interest at end of Quarter
P63/2063	100% Aruma Exploration Pty Ltd	100% Aruma Exploration Pty Ltd



## Appendix 5B

### Mining exploration entity or oil and gas exploration entity quarterly cash flow report

Name of entity

Aruma Resources Limited

ABN

77 141 335 364

Quarter ended ("current quarter")

30 September 2023

<b>Consolidated statement of cash flows</b>	<b>Current quarter \$A'000</b>	<b>Year to date (3.months) \$A'000</b>
<b>1. Cash flows from operating activities</b>		
1.1 Receipts from customers	-	-
1.2 Payments for		
(a) exploration & evaluation	(197)	(197)
(b) development	-	-
(c) production	-	-
(d) staff costs	(157)	(157)
(e) administration and corporate costs	(85)	(85)
1.3 Dividends received (see note 3)	-	-
1.4 Interest received	19	19
1.5 Interest and other costs of finance paid	(1)	(1)
1.6 Income taxes paid	-	-
1.7 Government grants and tax incentives	-	-
1.8 Other (provide details if material)	-	-
<b>1.9 Net cash used in operating activities</b>	<b>(421)</b>	<b>(421)</b>
<b>2. Cash flows from investing activities</b>		
.1 Payments to acquire or for:		
(a) entities	-	-
(b) tenements	-	-
(c) property, plant and equipment	(3)	(3)
(d) exploration & evaluation	-	-
(e) term deposit investments	-	-
(f) other non-current assets	-	-

## Mining exploration entity or oil and gas exploration entity quarterly cash flow report

Consolidated statement of cash flows		Current quarter \$A'000	Year to date (3.months) \$A'000
2.2	Proceeds from the disposal of:		
	(a) entities	-	-
	(b) tenements	-	-
	(c) property, plant and equipment	-	-
	(d) investments	-	-
	(e) other non-current assets	-	-
2.3	Cash flows from loans to other entities	-	-
2.4	Dividends received (see note 3)	-	-
2.5	Other	-	-
<b>2.6</b>	<b>Net cash used in investing activities</b>	<b>(3)</b>	<b>(3)</b>
<b>3.</b>	<b>Cash flows from financing activities</b>		
3.1	Proceeds from issues of equity securities (excluding convertible debt securities)	40	40
3.2	Proceeds from issue of convertible debt securities	-	-
3.3	Proceeds from exercise of options	-	-
3.4	Transaction costs related to issues of equity securities or convertible debt securities	(46)	(46)
3.5	Proceeds from borrowings	-	-
3.6	Repayment of borrowings	-	-
3.7	Transaction costs related to loans and borrowings	-	-
3.8	Dividends paid	-	-
3.9	Other (ROU lease repayments)	(5)	(5)
<b>3.10</b>	<b>Net cash from financing activities</b>	<b>(11)</b>	<b>(11)</b>
<b>4.</b>	<b>Net (decrease)/increase in cash and cash equivalents for the period</b>		
4.1	Cash and cash equivalents at beginning of period	3,226	3,226
4.2	Net cash used in operating activities (item 1.9 above)	(421)	(421)
4.3	Net cash used in investing activities (item 2.6 above)	(3)	(3)
4.4	Net cash from financing activities (item 3.10 above)	(11)	(11)

## Mining exploration entity or oil and gas exploration entity quarterly cash flow report

<b>Consolidated statement of cash flows</b>		<b>Current quarter \$A'000</b>	<b>Year to date (3.months) \$A'000</b>
4.5	Effect of movement in exchange rates on cash held	-	-
<b>4.6</b>	<b>Cash and cash equivalents at end of period</b>	<b>2,791</b>	<b>2,791</b>

<b>5.</b>	<b>Reconciliation of cash and cash equivalents</b> at the end of the quarter (as shown in the consolidated statement of cash flows) to the related items in the accounts	<b>Current quarter \$A'000</b>	<b>Previous quarter \$A'000</b>
5.1	Bank balances	1,715	3,173
5.2	Term deposits	1,071	71
5.3	Bank overdrafts	-	-
5.4	Other (credit card)	5	(18)
<b>5.5</b>	<b>Cash and cash equivalents at end of quarter (should equal item 4.6 above)</b>	<b>2,791</b>	<b>3,226</b>

<b>6.</b>	<b>Payments to related parties of the entity and their associates</b>	<b>Current quarter \$A'000</b>
6.1	Aggregate amount of payments to related parties and their associates included in item 1	117
6.2	Aggregate amount of payments to related parties and their associates included in item 2	-

*Note: if any amounts are shown in items 6.1 or 6.2, your quarterly activity report must include a description of, and an explanation for, such payments.*

## Mining exploration entity or oil and gas exploration entity quarterly cash flow report

<b>7. Financing facilities</b>	<b>Total facility amount at quarter end \$A'000</b>	<b>Amount drawn at quarter end \$A'000</b>
<i>Note: the term "facility" includes all forms of financing arrangements available to the entity.</i>		
<i>Add notes as necessary for an understanding of the sources of finance available to the entity.</i>		
7.1 Loan facilities	-	-
7.2 Credit standby arrangements	-	-
7.3 Other (please specify)	-	-
7.4 <b>Total financing facilities</b>	-	-
7.5 <b>Unused financing facilities available at quarter end</b>		-
7.6 Include in the box below a description of each facility above, including the lender, interest rate, maturity date and whether it is secured or unsecured. If any additional financing facilities have been entered into or are proposed to be entered into after quarter end, include a note providing details of those facilities as well.		

<b>8. Estimated cash available for future operating activities</b>	<b>\$A'000</b>
8.1 Net cash used in operating activities (item 1.9)	(421)
8.2 (Payments for exploration & evaluation classified as investing activities) (item 2.1(d))	-
8.3 Total relevant outgoings (item 8.1 + item 8.2)	(421)
8.4 Cash and cash equivalents at quarter end (item 4.6)	2,791
8.5 Unused finance facilities available at quarter end (item 7.5)	-
8.6 Total available funding (item 8.4 + item 8.5)	2,791
8.7 <b>Estimated quarters of funding available (item 8.6 divided by item 8.3)</b>	6.63
<i>Note: if the entity has reported positive relevant outgoings (ie a net cash inflow) in item 8.3, answer item 8.7 as "N/A". Otherwise, a figure for the estimated quarters of funding available must be included in item 8.7.</i>	
8.8 If item 8.7 is less than 2 quarters, please provide answers to the following questions:	
8.8.1 Does the entity expect that it will continue to have the current level of net operating cash flows for the time being and, if not, why not?	
Answer: n/a	
8.8.2 Has the entity taken any steps, or does it propose to take any steps, to raise further cash to fund its operations and, if so, what are those steps and how likely does it believe that they will be successful?	
Answer: n/a	

## Mining exploration entity or oil and gas exploration entity quarterly cash flow report

8.8.3 Does the entity expect to be able to continue its operations and to meet its business objectives and, if so, on what basis?

Answer: n/a

Note: where item 8.7 is less than 2 quarters, all of questions 8.8.1, 8.8.2 and 8.8.3 above must be answered.

## Compliance statement

- 1 This statement has been prepared in accordance with accounting standards and policies which comply with Listing Rule 19.11A.
- 2 This statement gives a true and fair view of the matters disclosed.

Date: 23 October 2023

Authorised by: The Board of Aruma Resources Limited  
(Name of body or officer authorising release – see note 4)

## Notes

1. This quarterly cash flow report and the accompanying activity report provide a basis for informing the market about the entity's activities for the past quarter, how they have been financed and the effect this has had on its cash position. An entity that wishes to disclose additional information over and above the minimum required under the Listing Rules is encouraged to do so.
2. If this quarterly cash flow report has been prepared in accordance with Australian Accounting Standards, the definitions in, and provisions of, *AASB 6: Exploration for and Evaluation of Mineral Resources* and *AASB 107: Statement of Cash Flows* apply to this report. If this quarterly cash flow report has been prepared in accordance with other accounting standards agreed by ASX pursuant to Listing Rule 19.11A, the corresponding equivalent standards apply to this report.
3. Dividends received may be classified either as cash flows from operating activities or cash flows from investing activities, depending on the accounting policy of the entity.
4. If this report has been authorised for release to the market by your board of directors, you can insert here: "By the board". If it has been authorised for release to the market by a committee of your board of directors, you can insert here: "By the [name of board committee – eg Audit and Risk Committee]". If it has been authorised for release to the market by a disclosure committee, you can insert here: "By the Disclosure Committee".
5. If this report has been authorised for release to the market by your board of directors and you wish to hold yourself out as complying with recommendation 4.2 of the ASX Corporate Governance Council's *Corporate Governance Principles and Recommendations*, the board should have received a declaration from its CEO and CFO that, in their opinion, the financial records of the entity have been properly maintained, that this report complies with the appropriate accounting standards and gives a true and fair view of the cash flows of the entity, and that their opinion has been formed on the basis of a sound system of risk management and internal control which is operating effectively.