

Annual Report 2023

Contents

| | |
|-----------------------------------|----|
| Corporate Directory | 2 |
| Review of Operations | 3 |
| Mineral Resource Statement | 8 |
| Corporate Governance | 9 |
| Annual Financial Statements | 10 |
| ASX Additional Information | 64 |



Corporate Directory

Directors

Peter Breese (Executive Chairman)
Russell Bradford (Managing Director)
Rob Jewson (Non-Executive Director)
Tolga Kumova (Non-Executive Director)

Company secretary

Oonagh Malone

Securities exchange

Australian Securities Exchange (ASX)
Code: ASO
Home office: Perth

Country of incorporation and domicile

Australia

Registered and business address

Suite 23, 513 Hay Street
Subiaco WA 6008
Telephone: +61 8 6143 6740
Website: www.astonminerals.com

Auditors

Hall Chadwick WA Audit Pty Ltd
283 Rokeby Road
Subiaco WA 6008

Share registry

Automatic Registry Services
126 Phillip Street
Sydney, New South Wales 2000
Telephone: 1300 288 664

Review of Operations

Edleston Project, Ontario, Canada (100% ASO)

The Edleston Project in Ontario, Canada, is approximately 60km to the south of the town of Timmins and 80 km to the West of the town of Kirkland Lake. Both towns are home to the headquarters of significant mining and exploration companies, and therefore well placed to provide skilled labour and specialised services to support Edleston. The Edleston Project currently hosts a **maiden nickel-cobalt resource of 1.044 billion tonnes** across the Boomerang Target¹ and a **1.5Moz maiden gold resource** at Edleston and Sirola².

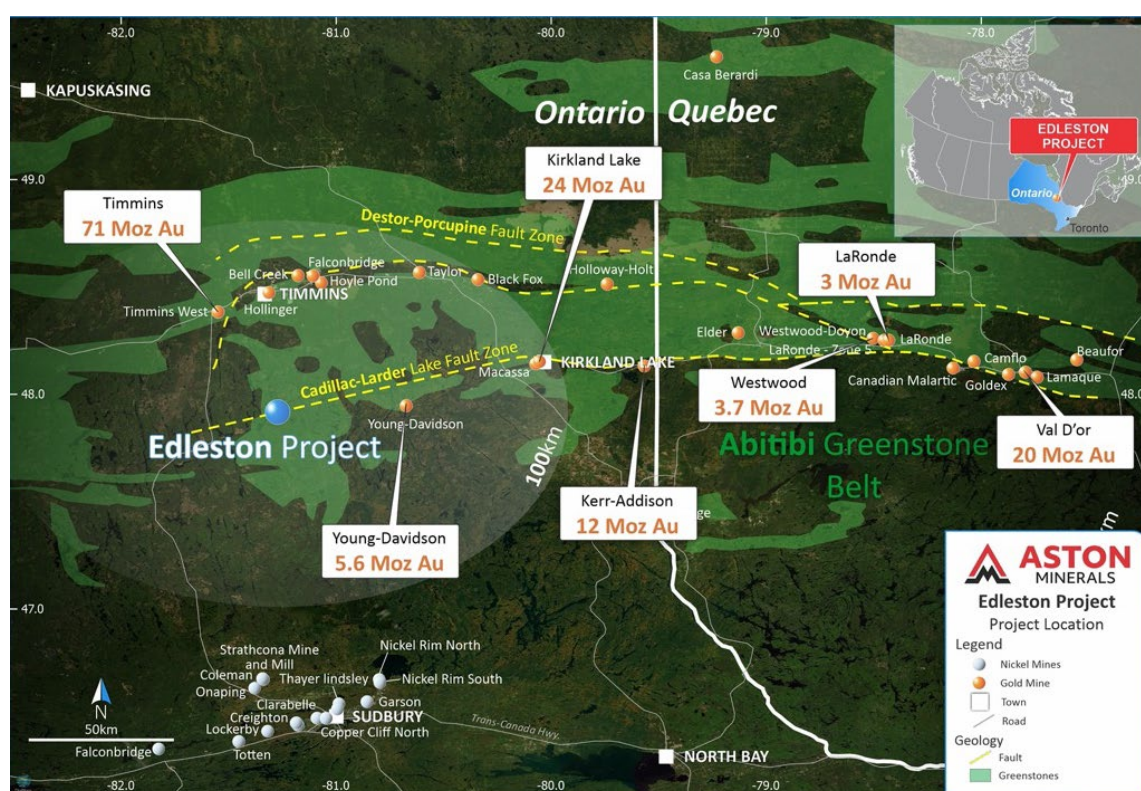


Figure 1: Edleston Project Location Plan

Maiden Nickel Sulphide Mineral Resource Estimate

Aston released the final drill results from Boomerang and B2 during the September and December quarters, including the following intersections:

- DDED22-104: 149.5m at 0.36% Ni and 0.012% Co from 294m
- DDED22-112: 217.35m at 0.28% Ni and 0.012% Co from 288.5m
- DDED22-107: 181m at 0.28% Ni and 0.012% Co from 67.5m (B2 target)
- DDED22-115: 269.5m at 0.27% Ni and 0.01% Co from 138.5m

¹ ASX announcement 21 February 2023 – Indicated: 155Mt at 0.28% Ni, 0.011% Co; Inferred 889Mt at 0.27% Ni, 0.011% Co for a total of 1,044Mt at 0.27% Ni, 0.011% Co

² ASX Announcement 19 January 2023 – Indicated: 14.0Mt at 0.90g/t Au for 400,200oz Au; Inferred: 34.1Mt at 1.00g/t Au for 1,099,800oz Au for a total of 48.1Mt at 1.00g/t Au for 1,500,100oz Au

Following the completion of assay reporting, in February the Company announced its maiden Mineral Resource Estimate for the Boomerang Nickel-Cobalt Sulphide system at the Edleston Project of **1,044 million tonnes grading 0.27% Ni and 0.011% Co** at a cut-off grade of 0.265% Ni Eq³. Full details of the Nickel MRE are set out shown in the table below.

| Cut-off 0.265 Ni Eq % | | | | |
|-----------------------|--------------|-------------|------------|-------------|
| CAT | TONNES (mt) | Ni (%) | Co (ppm) | Ni Eq (%) |
| IND | 155 | 0.28 | 109 | 0.31 |
| INF | 889 | 0.27 | 108 | 0.30 |
| TOTAL | 1,044 | 0.27 | 109 | 0.30 |

Table 1: Note: Some numerical differences may occur due to rounding.

The immense scale and broad nature of mineralisation at Boomerang, its amenability to conventional beneficiation, access to environmentally responsible hydroelectric power, availability of local skilled labour, proximity to both nickel smelters and end-user markets, and a well-established mining legislature ideally positions this Project to be a globally significant nickel and cobalt mine set to meet a significant portion of the soaring demand from the EV battery industry over the coming decades.

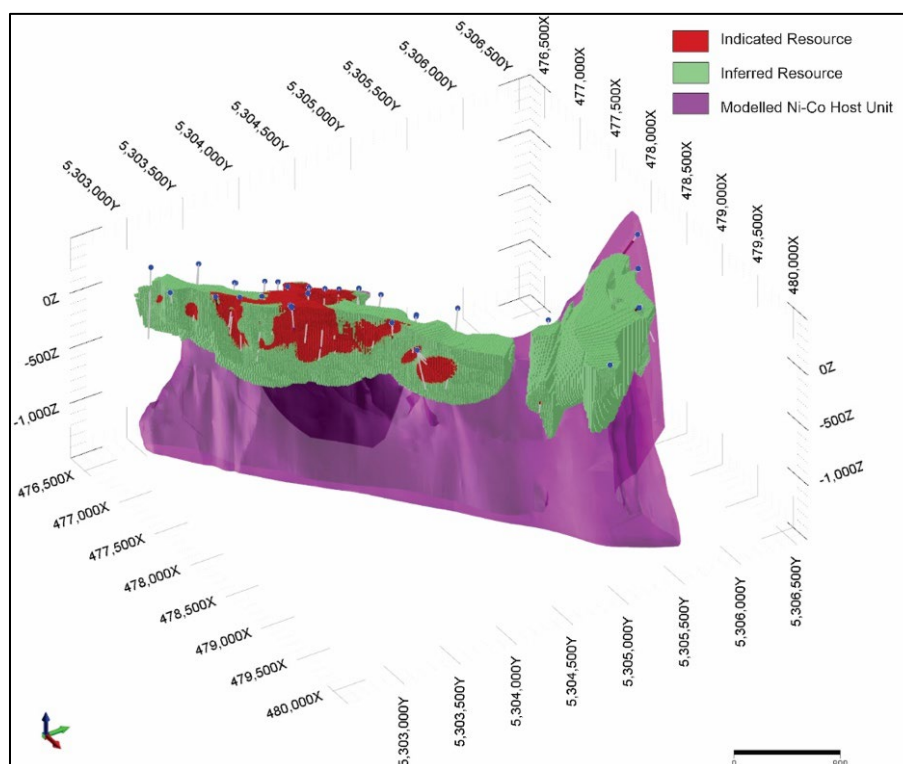


Figure 2: Boomerang System highlighting the nickel resource on the modelled dunite host unit

Post year end, a 12,000-metre nickel drill campaign commenced, including infill and extensional drilling at Bardwell, as well as extensional drilling at B2 which confirmed nickel-cobalt sulphide mineralisation across multiple drilling intercepts and extending strike continuity by 500m.

³ NiEq Nickel Equivalent - the recovered value of additional metals on a nickel content basis added to the nickel content $NiEq\% = Ni\% + 2.51 \times Co\%$

Metallurgical testing at Bardwell

Further metallurgical testwork was conducted in early FY'23, by XPS Expert Process Solutions, a Glencore company. This is located at the XPS Technology Centre in Falconbridge (Ontario), Canada, and comprises a team of worldclass metallurgists, engineers, geoscientists, technicians and technologists with real world experience in process development/optimisation, asset integrity management and mine/process automation

Open circuit flotation testwork on the composite sample at grind size of 80% passing (P80) 120µm produced a concentrate grade of 12.27% Ni, 0.48% Co, 19.5% S, 36.5% Fe and 10.3% MgO. We are strongly encouraged by the relatively high recovery levels considering that this testwork is only in its early stages and is being completed on an open circuit basis.

To provide an early assessment of amenability to processing, all samples submitted to date were analysed by both four acid digest and aqua regia digestion with ICP finish.

Comparison between four acid digest (total digestion method) and aqua regia digestion with ICP finish (partial digestion) demonstrated on average 94.8% liberation of nickel with the lowest value being 90% liberation of nickel.

The early stage sighter testing we have completed demonstrates that Bardwell could represent a substantial nickel-cobalt sulphide system which may be amenable to conventional beneficiation methods.

Building on this encouraging foundation, post FY, Aston announced that Scoping study metallurgical work commenced for Edleston Nickel Project, with leading experts, Corem and Ausenco, managing the testwork program.

Expert Nickel Mine Building Team Appointed

Following the release of the Maiden Resource Estimate and metallurgical results, the Company announced the appointment of an expert nickel mining team to drive the next chapter of Aston's evolution, from explorer to developer. This comprises two highly credentialed mining executives as well as a management team, who commenced in May.

Peter Breese joined as Executive Chairman, bringing an exemplary track record of developing large assets into producing mines. Previous leadership roles include COO of nickel producer, LionOre, through takeover by Norilsk Nickel; Chief Executive of Norilsk Nickel following its acquisition of LionOre; and CEO of ASX Listed Mantra Resources Ltd, acquired in 2011 by ARMZ for A\$1.16Bn.

Russell Bradford has joined in the role of Managing Director, bringing 35 years of operational and project management experience, including executive level operational experience at multiple Tier 1 mining companies including Anglo American, BCL and LionOre.

Executive Mining Group Ltd (EMG) joined as the management team to drive Boomerang through the metallurgical testing and study phases, then through to development. EMG's team was part of the executive and management team of LionOre, and their impressive experience includes the completion of 10 mining projects from feasibility study, to financing, project management, construction, commissioning, and operations.

Matachewan and Mattagami First Nations Grant Support

Following their first site visit as Aston's new Managing Director and Executive Chair, Russell Bradford and Peter Breese, announced that Aston had received full support from both Matachewan First Nation and Mattagami First Nation communities to advance its project into the next stages of development.



This marks an important step in the Company's commitment to responsible and sustainable resource exploration and development. In addition, Aston Minerals is proud to acknowledge its partnership with Talon Resources and Community Development Inc, the Company's First Nation community engagement consultant.

Maiden Gold Mineral Resource Estimate of 1.5 Moz Au at 1.0g/t

Following release of final gold assays, Aston was pleased to also announce an independent maiden Mineral Resource Estimate across Edleston Main and Sirola Prospects at a 0.4g/t Au cut-off grade:

| Cut-off 0.4 g/t Au | | | | |
|--------------------|--------------|----------------|--|----------------|
| CAT | TONNES (mt) | Au Grade (g/t) | | Contained Au |
| IND | 14.00 | 0.9 | | 400.2 |
| INF | 34.10 | 1.0 | | 1,099.8 |
| TOTAL | 48.10 | 1.0 | | 1,500.1 |

Table 2: Gold Mineral Resource Details for the Edleston Project, Canada

This Gold MRE represents the culmination of a substantial exploration program undertaken by Aston between February 2021 through to December 2022 aiming to infill and extend mineralisation at Edleston Main.

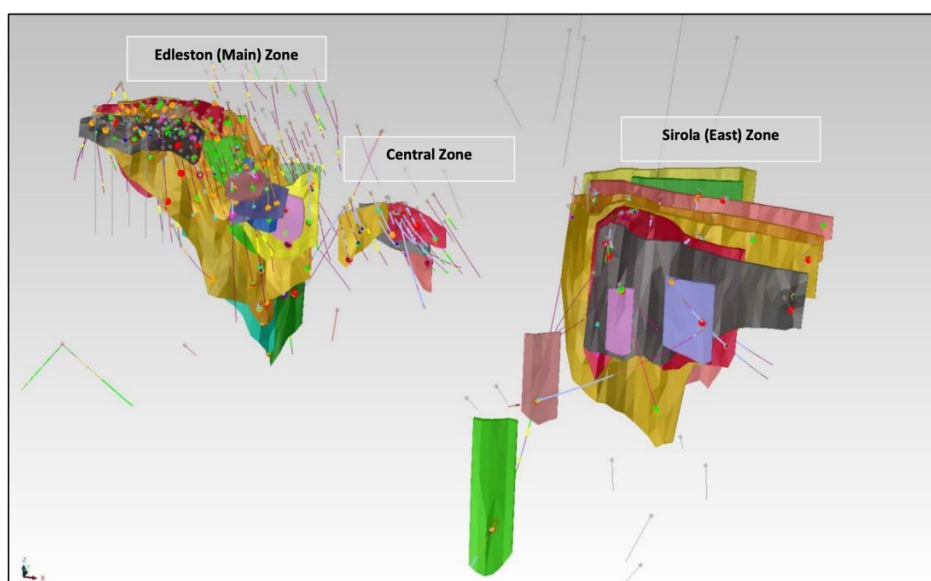


Figure 3: Domain Interpretation Overview - 3D Iso View

SGS Lakefield Ontario conducted QUEMSCAN, heavy liquid separation and superpanning on two samples of drill core from Edleston Main to determine the potential gravity recovery of gold mineralisation. They reported that 78.1% of gold was recovered from 0.94g/t Au composite sample resulting in a 11.38g/t Au gravity concentrate. Up to 64.1% of gold was recovered from 0.66g/t Au composite sample resulting in a 4.28g/t Au gravity concentrate.

Post year end, SGS Lakefield commenced a metallurgical program on core from Edleston Main gold resource designed to confirm gravity gold, and conduct ore leachability testwork.

Remaining Project Portfolio

Slovak Cobalt-Nickel-Copper Portfolio

With the sustained subdued cobalt market and concerns regarding the safety of contractors and stakeholders, all non-essential work continues to be deferred indefinitely at the Dobsina Cobalt Project. The Company will continue to incur expenditure to ensure tenure remains in good standing for the foreseeable future. Work continues to be limited to ongoing desktop evaluation of existing geochemical and geophysical datasets with a view to divesting these assets.

Jouhineva Cobalt-Copper-Gold Project, Finland

No work has been completed on this asset since the onset of Covid-19. The Company is seeking to divest this asset given the focus on the development of the Edleston Project.

Swedish Cobalt ± Copper ± Nickel ± Gold Project Portfolio

The Company entered into an exclusive option agreement on 10 December 2019 to divest two of its Swedish licences, Ekedal and Ruda. No work has been completed on the Company's remaining Swedish assets since the onset of Covid-19. The Company is seeking to divest this asset given the focus on the development of the Edleston Project.

Mineral Resource Statement

The following information is provided in accordance with Listing Rule 5.21 and as at 30 June 2023.

Mineral Resource Estimation Governance Statement

Aston Minerals Limited ensures that the Mineral Resource Estimates are subject to appropriate levels of governance and internal controls. The Mineral Resource Estimates have been generated by independent external consultants and internal employees who are experienced in best practices in modelling and estimation methods. Where applicable, the consultants have also undertaken review of the quality and suitability of the underlying information used to generate the resource estimations. The Mineral Resource Estimates follow standard industry methodology using geological interpretation and assay results from samples won through drilling.

Aston Minerals Limited reports its Mineral Resources in accordance with the “Australasian Code for Reporting of Exploration Results, Mineral Resources and Ore Reserves” (the JORC Code) (2012 Edition). Competent Persons named by the Company qualify as Competent Persons as defined in the JORC Code.

Nickel Mineral Resource for Edlestone Project, Canada

The table below sets out the Nickel Mineral Resource as at 30 June 2023 (estimated in February 2023) for the Edlestone Project, Canada. The Company advises this is the maiden Nickel Mineral Resource for the Project and, as such, there is no comparative to 30 June 2022.

Table 1: Nickel Mineral Resource Details for the Edlestone Project, Canada

| Cut-off 0.265 Ni Eq % | | | | |
|-----------------------|--------------|-------------|------------|-------------|
| CAT | TONNES (mt) | Ni (%) | Co (ppm) | Ni Eq(%) |
| IND | 155 | 0.28 | 109 | 0.31 |
| INF | 889 | 0.27 | 108 | 0.30 |
| TOTAL | 1,044 | 0.27 | 109 | 0.30 |

Note: Some numerical differences may occur due to rounding.

Gold Mineral Resource for Edlestone Project, Canada

The table below sets out the Gold Mineral Resource as at 30 June 2023 (estimated in January 2023) for the Edlestone Project, Canada. The Company advises this is the maiden Gold Mineral Resource for the Project and, as such, there is no comparative to 30 June 2022.

Table 2: Gold Mineral Resource Details for the Edlestone Project, Canada

| Cut-off 0.4 g/t Au | | | | |
|--------------------|--------------|----------------|--|----------------|
| CAT | TONNES (mt) | Au Grade (g/t) | | Contained Au |
| IND | 14.00 | 0.9 | | 400.2 |
| INF | 34.10 | 1.0 | | 1,099.8 |
| TOTAL | 48.10 | 1.0 | | 1,500.1 |

Competent Person's Statement

The information in this announcement that relates to the Exploration and Metallurgical Results for Edleston Project reported by the Company in accordance with listing rule 5.7. The Company confirms it is not aware of any new information or data that materially affects the information included in the previous announcement.

The mineral resource estimates in this announcement were reported by the Company in accordance with listing rule 5.8 on 19 January 2023 (gold) and 21 February 2023 (nickel). The Company confirms it is not aware of any new information or data that materially affects the information included in the previous announcement and that all material assumptions and technical parameters underpinning the estimates in the previous announcement continue to apply and have not materially changed.

Corporate Governance

Aston Minerals Limited's Corporate Governance Statement for FY2023 is available on the Company's website.

Financial Statements

FY2023

ASTON MINERALS LIMITED & CONTROLLED ENTITIES

DIRECTORS' REPORT

Your Directors present their report on Aston Minerals Limited (“the Company”) and its controlled entities (together referred to as “the Group”) for the financial year ended 30 June 2023.

Directors

The names of the Directors of the Company in office during the financial year and up to the date of this report are:

- Peter Breese (Executive Chairman appointed 1 May 2023)
- Russell Bradford (Managing Director appointed 1 May 2023)
- Robert Jewson (Non-executive Director transitioned from Executive Director 1 May 2023)
- Tolga Kumova (Non-executive Director transitioned from Executive Chairman 1 May 2023)
- Dale Ginn (Managing Director resigned 1 May 2023)

Company Secretary

Oonagh Malone

Principal Activities

The principal activities of the Group during the year were the acquisition, exploration and evaluation of exploration projects.

Operating Results

Loss after income tax for the financial year was \$25,463,036 (2022: \$24,699,390).

Financial Position

The net assets of the Group at 30 June 2023 are \$899,241 (2022: \$17,379,503). The Group’s working capital, being current assets less current liabilities, is \$844,465 at 30 June 2023 (2022: \$17,311,863).

Dividends Paid or Recommended

No dividends were paid during the year and no recommendation is made as to dividends.

Significant Changes in State of Affairs

Other than those disclosed in this annual report, no significant changes in the state of affairs of the Group occurred during the financial year.

Review of Operations

During the year, the Group:

- Continued the exploration and evaluation of the Edleston Gold and Nickel Project and adjacent mineral exploration interests with extensive drilling, assay testing, metallurgical testing, and adjacent acquisitions culminating in maiden nickel and gold resources
- Deferred non-essential work on the Company’s non-core assets - Dobsina Project (Co-Ni-Cu-Ag) in Slovakia, the Jouhineva Project in Finland, and the Swedish projects.

ASTON MINERALS LIMITED & CONTROLLED ENTITIES

DIRECTORS' REPORT

Risk Management

The Company takes a proactive approach to risk management. The Board is responsible for ensuring that risks, including emerging risks, and also opportunities, are identified on a timely basis and the Company's objectives and activities are aligned with the risks and opportunities identified by the Board.

The Board has a number of mechanisms in place to ensure that management's objectives and activities are aligned with the risks identified by the Board. These include the following:

- Board approval of a strategic plan designed to meet stakeholders needs and manage business risk; and
- Implementation of Board approved budgets and Board monitoring of progress against those budgets.

Information on Current and Former Directors

Peter Breese

Executive Chairman (appointed to the Board on 1 May 2023)

Mr Breese has over 30 years of experience in the global mining industry with a strong track record of successful project development and operations management. Most recently, Peter was President and CEO of the TSX/NYSE listed gold company Asanko Gold. During his tenure, he oversaw the acquisition of ASX listed PMI Gold, and the successful financing, construction, and commissioning of the Asanko Gold Mine, within budget and ahead of schedule, transforming Asanko into one of Ghana's leading gold producers. During his career, Peter has held several executive, senior management and board positions.

Interest in shares and options

55,000,000 Options exercisable at \$0.15 each on or before 4 April 2026

Directorships in other Australian listed entities over last 3 years:

Nil

Russell Bradford

Managing Director (appointed to the Board on 1 May 2023)

Mr Bradford is a metallurgist with more than 35 years of project management and operational experience in the mining sector. Russell has extensive, hands-on experience at an executive level in both operations and project development for a number of tier-1 mining companies, including Anglo American, BCL and LionOre. He has extensive experience in grassroots to advanced exploration and the development of projects across a wide range of commodities and countries. For more than 20 years, Russell has worked in executive operational roles within Africa and Australia and has played a key role in successfully developing and building a number of significant projects for listed mining companies globally. Russell holds a Higher National Diploma in Extraction Metallurgy from the University of Johannesburg and is a fellow of the Australasian Institute of Mining and Metallurgy (AusIMM) and a member of AICD.

Interest in shares and options

55,000,000 Options exercisable at \$0.15 each on or before 4 April 2026

Directorships in other Australian listed entities over last 3 years:

Nil

Tolga Kumova

Non-Executive Director (appointed to the Board on 29 May 2017)

Mr Kumova is a resource industry investor, entrepreneur and corporate finance specialist with over 15 years' experience in stockbroking, IPOs, corporate restructuring and asset identification. Throughout his

ASTON MINERALS LIMITED & CONTROLLED ENTITIES

DIRECTORS' REPORT

career, Tolga has raised in excess of \$500 million for ASX listed mining ventures associated with a variety of projects from early stage exploration through to construction and operations. Tolga is an experienced ASX-listed company director having previously acted as Managing Director of Syrah Resources Limited (ASX: SYR) and Corporate Director of New Century Resources Limited.

Interest in shares and options

122,898,401 Fully Paid Ordinary Shares

30,000,000 Options exercisable at \$0.20 each on or before 28 March 2025

Directorships in other Australian listed entities over last 3 years:

African Gold Ltd (from February 2018)

Copper Strike Limited (resigned November 2020)

Robert Jewson

Non-Executive Director (appointed to the Board on 29 May 2017)

Mr Jewson is a geologist with nearly 15 years of experience from junior to major mining and exploration companies throughout a variety of jurisdictions and commodities. He has conducted both corporate and technical roles within the mining and exploration sectors inclusive of due diligence, business development, exploration management, acquisitions/divestment and corporate structuring. Throughout his career, Robert has identified, acquired and transacted on numerous resource projects globally.

Interest in shares and options

75,625,626 Fully Paid Ordinary Shares

30,000,000 Options exercisable at \$0.20 each on or before 28 March 2025

Directorships in other Australian listed entities over last 3 years:

Nil

Dale Ginn

Managing Director (appointed 1 April 2020, resigned 1 May 2023)

Mr Ginn is an experienced mining executive and geologist of over 30 years based in central Canada. He is the founder of numerous exploration and mining companies and has led and participated in a variety of gold and base metal discoveries, many of which have entered production. Mr Ginn has led or was part of the discovery teams for the Gladiator, Hinge, 007, 777, Trout Lake, Photo, Edleston and Tartan Lake deposits and received the Quebec Discovery of the Year Golden Hammer award in 2018 for the Gladiator high grade gold deposit. His contributions have led to approximately 10 million ounces in resource generation as well as over \$500 million in capital raised for exploration and development projects. His experience has included both senior and junior companies such as Goldcorp, Harmony Gold, Hudbay, Westmin, San Gold, Bonterra, Gatling Exploration and others. While specialising in complex, structurally controlled gold deposits, he also has extensive mine-operations, development and start-up experience. In addition to operations experience, Mr. Ginn has most recently been extremely active as a partner with RSD Capital of Vancouver in founding and creating startup exploration companies such as Pacton Gold, and successful spinoffs like Gatling Exploration. Dale is a registered professional Geologist (P.GeO.) in the provinces of Ontario and Manitoba.

Interest in shares and options

25,000,000 Options exercisable at \$0.10 each on or before 22 December 2023

25,000,000 Options exercisable at \$0.15 each on or before 22 December 2023

30,000,000 Options exercisable at \$0.20 each on or before 28 March 2025

ASTON MINERALS LIMITED & CONTROLLED ENTITIES

DIRECTORS' REPORT

Directorships in other Australian listed entities over last 3 years:

Raiden Resources Limited (from May 2021)

COMPANY SECRETARY

Oonagh Malone (appointed 3 July 2019)

Ms Malone is a principal of a corporate advisory firm which provides company secretarial and administrative services. She has 15 years' experience in administrative and company secretarial roles for listed companies and is a member of the Governance Institute of Australia. She currently acts as company secretary for ASX-listed African Gold Ltd, Benz Mining Corp, Caprice Resources Limited, Carbine Resources Limited, RareX Limited and Riversgold Limited. She is non-executive director of Peak Minerals Limited.

REMUNERATION REPORT (AUDITED)

This report details the nature and amount of remuneration for each director of Aston Minerals Ltd and for the executives receiving the highest remuneration.

1. Employment Agreements

Mr Peter Breese was appointed Executive Chairman effective 1 May 2023 with no fixed term, a 6-month period required for termination without cause, and annual fees of \$100,000 that are inclusive of any other entitlement to remuneration. Mr Breese is eligible to participate in any short-term or long-term incentive plan that the Company may introduce, subject to the rules of any such plan. 55,000,000 share options, exercisable at \$0.15 per option and expiring 4 April 2026 were issued to Executive Mining Group Limited (EMG) on 4 April 2023. These options effectively vested when the engagement of EMG commenced on 1 May 2023. Mr Breese is a director of EMG.

Mr Russell Bradford was appointed Managing Director effective 1 May 2023 with no fixed term, a 6-month period required for termination without cause, annual salary of \$360,000, and statutory superannuation and other entitlements as required by Australian law. Mr Bradford is eligible to participate in any short-term or long-term incentive plan that the Company may introduce, subject to the rules of any such plan. 55,000,000 share options, exercisable at \$0.15 per option and expiring 4 April 2026 were issued to Mr Bradford on 4 April 2023. These options effectively vested when his employment commenced on 1 May 2023. Mr Bradford is entitled to paid annual leave with a balance of annual leave payable (inclusive of superannuation) of \$5,100 at 30 June 2023 (30 June 2022: nil).

Mr Robert Jewson was appointed with a 2-year fixed term to 9 November 2022, with an option to extend the term by mutual agreement. From 1 April 2021 to 30 April 2023, Mr Jewson's annual salary was \$180,000 plus superannuation, with a 6-month period required for termination without cause. Mr Jewson was also eligible to participate in any short-term or long-term incentive plan that the Company may introduce, subject to the rules of any such plan. Following his transition to being a non-executive director, Mr Jewson's annual fee is \$72,000, inclusive of any superannuation, with no period required for termination without cause. Mr Jewson was also entitled to paid annual leave with a balance of annual leave payable (inclusive of superannuation) of \$82,762 at 30 June 2023 (30 June 2022: \$73,107).

Mr Dale Ginn was appointed Managing Director on 9 November 2020 with a 2 year fixed term to 9 November 2022, with an option to extend the term by mutual agreement. From 9 November 2020 to 30 April 2023, Mr Ginn's annual fees were \$220,000, without any superannuation required, with a 6-month period required for termination without cause. Mr Ginn was also eligible to participate in any short-term or long-term incentive plan that the Company may introduce, subject to the rules of any such plan.

ASTON MINERALS LIMITED & CONTROLLED ENTITIES

DIRECTORS' REPORT

Following his resignation as a director, Mr Ginn was engaged as a consultant with fees of \$16,604 (\$CAD15,000) for services performed in May and June 2023.

From 1 April 2021 to 30 April 2023, Mr Kumova's annual salary was \$140,000, inclusive of any superannuation, with a 6-month period required for termination without cause. Mr Kumova was also eligible to participate in any short-term or long-term incentive plan that the Company may introduce, subject to the rules of any such plan. Following his transition to being a non-executive director, Mr Kumova's annual fee is \$72,000, inclusive of any superannuation, with no period required for termination without cause.

Appointments of any non-executive directors are formalised in the form of service agreements between themselves and the Company. Their engagements have no fixed term but cease on their resignation or removal as a director in accordance with the Corporations Act.

2. Remuneration policy

The Company's remuneration policy has been designed to align director and executive objectives with shareholder and business objectives by providing a fixed remuneration component and offering specific long-term incentives based on key performance areas affecting the Company's financial results. The Board believes the remuneration policy to be appropriate and effective in its ability to attract and retain the best executives and directors to run and manage the Company, as well as create goal congruence between directors, executives and shareholders.

The Board's policy for determining the nature and amount of remuneration for Board members and senior executives of the Company is as follows:

- The remuneration policy, setting the terms and conditions for the executive directors and other senior executives, was developed by the Board;
- All executives receive a base salary (which is based on factors such as length of service and experience), superannuation and are entitled to the issue of share options. The remuneration committee reviews executive packages annually by reference to the Company's performance, executive performance and comparable information from industry sectors.

This table summarises the earnings of the Group and other factors that are considered to affect shareholder wealth for the five years to 30 June 2023.

| | 2023 | 2022 | 2021 | 2020 | 2019 |
|---|--------------|--------------|--------------|-------------|-------------|
| Loss after income tax attributable to shareholders (\$) | (25,463,036) | (24,699,390) | (25,902,234) | (1,615,073) | (6,897,188) |
| Share price at Year end (\$) | 0.078 | 0.077 | 0.155 | 0.040 | 0.018 |
| Movement in share price for the year (\$) | 0.001 | (0.078) | 0.115 | 0.022 | (0.044) |
| Total dividends declared (\$) | - | - | - | - | - |
| Returns of capital | - | - | - | - | - |
| Basic loss per share (cents) | (2.29) | (2.50) | (3.04) | (0.21) | (0.91) |

The performance of executives is measured against criteria agreed annually with each executive and is based predominantly on the forecast growth of the Company's shareholders' value. The Board may, however, exercise its discretion in relation to approving incentives, bonuses and options, and can recommend changes to the committee's recommendations. Any changes must be justified by reference to measurable performance criteria. The policy is designed to attract the highest calibre of executives and reward them for performance that results in long-term growth in shareholder wealth.

Executives are also entitled to participate in the employee share and option arrangements.

Any executive director, who is an Australian resident for tax purposes, receives a superannuation guarantee contribution required by the government, which was 10.5% during the year. No other retirement benefits are paid.

All remuneration paid to directors and executives is valued at the cost to the Company and expensed. Any share based payments are valued using the Black-Scholes methodology.

The Board policy is to remunerate non-executive directors at market rates for time, commitment and responsibilities. The remuneration committee determines payments to the non-executive directors and reviews their remuneration annually, based on market practice, duties and accountability.

Independent external advice is sought when required. The maximum aggregate amount of fees that can be paid to non-executive directors is subject to approval by shareholders at the Annual General Meeting. Fees for non-executive directors are not linked to the performance of the Company. However, to align directors' interests with shareholder interests, the directors are encouraged to hold shares in the Company.

3. Options issued as part of remuneration for the year ended 30 June 2023

On 9 June 2021, shareholders approved the current Employee Securities Incentive Plan to permit the issue of equity instruments to employees and similar parties without separate shareholder approval.

On 4 April 2023 the Company issued 55,000,000 share options to each of Executive Management Group Limited (EMG), of which Peter Breese is a director, and Russell Bradford in consideration for their services that commenced on 1 May 2023. Consequently, these share options became exercisable without constraint and effectively vested on 1 May 2023. These options each have an exercise price of \$0.15 and expire 4 April 2026. These options have been valued at \$0.08025 per option for a total value of \$8,817,500, being \$4,413,750 for each of Peter Breese and Russell Bradford. These amounts have been expensed on vesting in 2023, with options issued to EMG considered part of Peter Breese's remuneration. The value of these options is so high because they have been valued based on the closing share price when they were granted of \$0.13 per share, which is only 13% less than the exercise price of \$0.15, and these options have been valued based on the 32 month historic volatility to 4 April 2023 of 103%.

ASTON MINERALS LIMITED & CONTROLLED ENTITIES

DIRECTORS' REPORT

4. Details of remuneration for the year ended 30 June 2023:

The remuneration for each key management personnel (KMP) of the Company during the period was as follows:

| 2023 | Short-term Benefits | Post-employment Benefits | Other Long-term Benefits | Share based Payments | Total | Performance Related | % of Options as Remuneration |
|-----------------------|----------------------------|--------------------------|--------------------------|----------------------|-----------|---------------------|------------------------------|
| Key Management Person | Cash, salary & commissions | Superannuation | Other | Options | | | |
| | \$ | \$ | \$ | \$ | \$ | % | % |
| Directors | | | | | | | |
| Peter Breese | 16,667 | - | - | 4,413,750 | 4,430,417 | - | 99.6% |
| Russell Bradford | 64,615* | 6,785* | - | 4,413,750 | 4,485,150 | - | 98.4% |
| Tolga Kumova | 128,667 | - | - | - | 128,667 | - | - |
| Dale Ginn | 199,416** | - | - | - | 199,416 | - | - |
| Robert Jewson | 173,553*** | 13,927*** | - | - | 187,480 | - | - |
| | 582,918 | 20,712 | - | 8,827,500 | 9,431,130 | - | 93.6% |

* Includes annual leave provision movement of \$4,615 for salary and \$485 for superannuation.

** Includes \$16,604 for services as a consultant after resignation as a director.

*** Includes annual leave provision movement of \$12,693 for salary less (\$3,038) for superannuation.

| 2022 | Short-term Benefits | Post-employment Benefits | Other Long-term Benefits | Share based Payments | Total | Performance Related | % of Options as Remuneration |
|-----------------------|----------------------------|--------------------------|--------------------------|----------------------|---------|---------------------|------------------------------|
| Key Management Person | Cash, salary & commissions | Superannuation | Other | Options | | | |
| | \$ | \$ | \$ | \$ | \$ | % | % |
| Directors | | | | | | | |
| Tolga Kumova | 140,000 | - | - | - | 140,000 | - | - |
| Dale Ginn | 219,997 | - | - | - | 219,997 | - | - |
| Robert Jewson | 193,845* | 19,723* | - | - | 213,568 | - | - |
| | 553,842 | 19,723 | - | - | 573,565 | - | - |

* Includes annual leave provision movement of \$13,846 for salary and \$1,647 for superannuation.

ASTON MINERALS LIMITED & CONTROLLED ENTITIES

DIRECTORS' REPORT

5. Equity holdings of KMP

Ordinary Shares

Number of ordinary shares held by KMP during the year ended 30 June 2023 were as follows:

| 30 June 2023 | Balance at beginning of year/ appointment | Purchased during the year | Options exercised | Net change other | Balance at end of year / resignation |
|------------------|--|---------------------------|-------------------|------------------|--------------------------------------|
| Directors | | | | | |
| Peter Breese | - | - | - | - | - |
| Russell Bradford | - | - | - | - | - |
| Tolga Kumova | 122,898,401 | - | - | - | 122,898,401 |
| Dale Ginn | - | - | - | - | - |
| Robert Jewson | 75,625,626 | - | - | - | 75,625,626 |
| | <u>198,524,027</u> | <u>-</u> | <u>-</u> | <u>-</u> | <u>198,524,027</u> |

| 30 June 2022 | Balance at beginning of year/ appointment | Purchased during the year | Options exercised | Net change other | Balance at end of year / resignation |
|------------------|--|---------------------------|-------------------|------------------|--------------------------------------|
| Directors | | | | | |
| Tolga Kumova | 105,657,022 | 17,241,379 | - | - | 122,898,401 |
| Dale Ginn | - | - | - | - | - |
| Robert Jewson | 73,901,489 | 1,724,137 | - | - | 75,625,626 |
| | <u>179,558,511</u> | <u>18,965,516</u> | <u>-</u> | <u>-</u> | <u>198,524,027</u> |

Option holdings

Number of options held by KMP during the year ended 30 June 2023 were as follows:

| 30 June 2023 | Balance at beginning of year/ appointment | Granted as remuneration | Options purchased/ exercised/ expired | Net change other | Balance at end of year / resignation |
|------------------|--|-------------------------|---|------------------|--------------------------------------|
| Directors | | | | | |
| Peter Breese* | - | 55,000,000 | - | - | 55,000,000 |
| Russell Bradford | - | 55,000,000 | - | - | 55,000,000 |
| Tolga Kumova | 30,000,000 | - | - | - | 30,000,000 |
| Dale Ginn | 80,000,000 | - | - | - | 80,000,000 |
| Robert Jewson | 30,000,000 | - | - | - | 30,000,000 |
| | <u>140,000,000</u> | <u>110,000,000</u> | <u>-</u> | <u>-</u> | <u>250,000,000</u> |

* 55,000,000 share options were issued to Executive Management Group Limited, of which Mr Breese is a director.

ASTON MINERALS LIMITED & CONTROLLED ENTITIES

DIRECTORS' REPORT

| 30 June 2022 | Balance at beginning of year/ appointment | Granted as remuneration | Options purchased/ exercised/ expired | Net change other | Balance at end of year / resignation |
|------------------|--|-------------------------|---|------------------|---|
| Directors | | | | | |
| Tolga Kumova | 30,000,000 | - | - | - | 30,000,000 |
| Dale Ginn | 80,000,000 | - | - | - | 80,000,000 |
| Robert Jewson | 30,000,000 | - | - | - | 30,000,000 |
| | <u>140,000,000</u> | <u>-</u> | <u>-</u> | <u>-</u> | <u>140,000,000</u> |

Performance Shares

Number of performance shares held by KMP during the year ended 30 June 2022 was as follows:

| 30 June 2022 | Balance at beginning of year/ appointment | Net change other* | Balance at end of year |
|------------------|--|---------------------|------------------------|
| Directors | | | |
| Tolga Kumova | 14,666,668 | (14,666,668) | - |
| Dale Ginn | - | - | - |
| Robert Jewson | 12,173,334 | (12,173,334) | - |
| | <u>26,840,002</u> | <u>(26,840,002)</u> | <u>-</u> |

* These Performance Shares all lapsed without vesting on 26 May 2022. This had no effect on recognition of share-based payments because these were issued as part of the purchase consideration for the Dobsina Project in Slovakia in 2017 with only non-vesting conditions.

There were no Performance Shares held by KMP during the year ended 30 June 2023 or since the end of the year.

6. Other related party transactions

On 3 April 2023 the Company agreed with UK company Executive Mining Group Limited (EMG) to acquire the services of Key Persons Robert Sherwen-Slater, Malcolm Titley and Hugo Truter from 1 May 2023 for a monthly fee of \$45,000 per month, with a 3-month period required for termination without cause, but no employment relationship between the Company and the Key Persons. \$90,000 was paid to EMG during the year, with no balance owing at 30 June 2023. EMG was also issued 55,000,000 share options on 3 April 2023 with an exercise date of \$0.15 and expiry date 3 April 2026. These options effectively vested on 1 May 2023 and are subject to the terms of the Company's current Employee Securities Incentive Plan. These options have been considered remuneration for Mr Breese because Mr Breese is a director of EMG.

End of Remuneration Report (Audited)

ASTON MINERALS LIMITED & CONTROLLED ENTITIES

DIRECTORS' REPORT

After Balance Date Events

On 25 July 2023, the Company announced firm commitments for a placement to raise \$11,000,000 (before costs) via issues of:

- 142,750,002 shares with an issue price of \$0.06 and issue date of 31 July 2023;
- 18,000,000 Canadian flow-through shares with an issue price of \$0.07 and issue date of 31 July 2023. The \$1,260,000 raised from these shares is committed to be expended on Canadian exploration for critical minerals (including nickel and lithium) before 31 December 2024;
- 19,583,333 shares with an issue price of \$0.06 to directors, subject to shareholder approval; and
- 90,166,667 free attaching options with an exercise price of \$0.09 and expiring 2 years from issue, subject to shareholder approval.

On 26 September 2023, the Company at general meeting received shareholder approval for:

- The ratification of previous share and option issues;
- Director participation in the placement for 19,583,333 shares with an issue price of \$0.06; and
- The issue of 90,166,667 free attaching options for the placements.

No other matters or circumstances have arisen since the end of the financial period which significantly affected or may significantly affect the operations of the Group, the results of those operations, or the state of affairs of the Group in future financial years.

Future Developments

Likely developments in the operations of the Company and the expected results of those operations in future financial years have not been included in this report as the inclusion of such information is likely to result in unreasonable prejudice to the Company.

Meetings of Directors

In addition to signing 4 circular resolutions of the Board, 3 formal meetings of directors were held during the financial year. Attendances by each director during the period were as follows:

| | Directors' Meetings | |
|------------------|---------------------------|-----------------|
| | Number eligible to attend | Number attended |
| Russell Bradford | 2 | 2 |
| Peter Breese | 2 | 2 |
| Dale Ginn | 1 | 1 |
| Robert Jewson | 3 | 3 |
| Tolga Kumova | 3 | 3 |

Environmental Issues

The Company is not aware of any breaches in relation to environmental matters.

ASTON MINERALS LIMITED & CONTROLLED ENTITIES

DIRECTORS' REPORT

Options

At 30 June 2023, the unissued ordinary shares of the Company under option are as follows:

| Date of Expiry | Exercise Price | Number under Option |
|-----------------------|-----------------------|----------------------------|
| 22 December 2023 | \$0.10 | 25,000,000 |
| 22 December 2023 | \$0.15 | 25,000,000 |
| 28 March 2025 | \$0.20 | 92,000,000 |
| 10 August 2024 | \$0.29 | 13,917,044 |
| 4 April 2026 | \$0.15 | 110,000,000 |

During the year ended 30 June 2023, no shares of the Company were issued on the exercise of options, and no share options were exercised, expired or lapsed during the year. No shares have been issued as a result of the exercise of options since year end.

Performance Shares

At 30 June 2023, the Company has 4,500,000 (2022: 4,500,000) performance shares on issue. The performance shares vest on the achievement of specified performance conditions (refer to Note 13(f)).

Proceedings on Behalf of Company

No person has applied for leave of Court to bring proceedings on behalf of the Company or intervene in any proceedings to which the Company is a party for the purpose of taking responsibility on behalf of the Company for all or any part of those proceedings.

The Company was not a party to any such proceedings during the year.

Indemnifying of Officers

During the year, the Company paid premiums in respect of a contract insuring all the directors and officers of the Company against liabilities, past, present and future.

In accordance with normal commercial practice, the disclosure of the total amount of premiums under and the nature of the liabilities covered by the insurance contract is prohibited by a confidentiality clause in the contract.

Non-Audit Services

There were no fees paid or payable to the external auditors for non-audit services provided during the year ended 30 June 2023.

Auditor's Declaration of Independence

The auditor's independence declaration for the year ended 30 June 2023 has been received and is included within the financial statements.

ASTON MINERALS LIMITED & CONTROLLED ENTITIES

DIRECTORS' REPORT

Signed in accordance with a resolution of Directors.

A handwritten signature in black ink, appearing to read 'Peter Breese', with a stylized initial 'P'.

Peter Breese
Chairman
29 September 2023

To the Board of Directors

AUDITOR'S INDEPENDENCE DECLARATION UNDER SECTION 307C OF THE CORPORATIONS ACT 2001

As lead audit director for the audit of the financial statements Aston Minerals Limited for the financial year ended 30 June 2023, I declare that to the best of my knowledge and belief, there have been no contraventions of:

- the auditor independence requirements of the *Corporations Act 2001* in relation to the audit; and
- any applicable code of professional conduct in relation to the audit.

Yours Faithfully



HALL CHADWICK WA AUDIT PTY LTD



D M BELL CA
Director

Dated this 29th day of September 2023
Perth, Western Australia

ASTON MINERALS LIMITED & CONTROLLED ENTITIES

**CONSOLIDATED STATEMENT OF PROFIT OR LOSS AND OTHER COMPREHENSIVE INCOME
FOR THE YEAR ENDED 30 JUNE 2023**

| | Note | 2023 \$ | 2022 \$ |
|--|------|---------------------|---------------------|
| Revenue | 2 | 113,383 | 22,243 |
| Loss on investments | 9(a) | (448,480) | (273,297) |
| Foreign exchange gain/ (loss) | | 966 | (30,899) |
| Administration expenses | 3 | (733,207) | (461,323) |
| Corporate compliance expenses | | (249,740) | (320,213) |
| Share-based payments | 14 | (9,117,829) | (683,158) |
| Employee benefits and consulting expense | | (607,506) | (575,497) |
| Exploration expenditure and acquisition costs | 4 | (14,420,623) | (22,377,246) |
| Loss from continuing operations before income tax benefit | | (25,463,036) | (24,699,390) |
| Income tax expense | 5 | - | - |
| Loss from continuing operations after income tax benefit | | (25,463,036) | (24,699,390) |
| Other comprehensive income | | | |
| <i>Items that may be reclassified to profit or loss</i> | | | |
| Exchange differences on translating foreign operations | | (267,055) | 909,605 |
| Total comprehensive loss | | (25,730,091) | (23,789,785) |
| Loss attributable to: | | | |
| Members of the parent entity | | (25,463,036) | (24,699,390) |
| Non-controlling interest | | - | - |
| | | (25,463,036) | (24,699,390) |
| Total comprehensive loss attributable to: | | | |
| Members of the parent entity | | (25,730,091) | (23,789,785) |
| Non-controlling interest | | - | - |
| | | (25,730,091) | (23,789,785) |
| Basic and diluted loss per share (cents) | 6 | (2.29) | (2.50) |

The accompanying notes form part of these financial statements.

ASTON MINERALS LIMITED & CONTROLLED ENTITIES

**CONSOLIDATED STATEMENT OF FINANCIAL POSITION
AS AT 30 JUNE 2023**

| | Note | 2023 \$ | 2022 \$ |
|----------------------------------|------|------------------|-------------------|
| ASSETS | | | |
| Current Assets | | | |
| Cash and cash equivalents | 7 | 1,627,201 | 19,453,503 |
| Trade and other receivables | 8 | 12,142 | 936,719 |
| Financial assets | 9 | 136,776 | 585,256 |
| Other assets | 10 | 212,260 | 207,502 |
| Total Current Assets | | 1,988,379 | 21,182,980 |
| Non-Current Assets | | | |
| Plant and equipment | 11 | 47,819 | 60,591 |
| Financial assets | 9 | 6,957 | 7,049 |
| Total Non-Current Assets | | 54,776 | 67,640 |
| Total Assets | | 2,043,155 | 21,250,620 |
| LIABILITIES | | | |
| Current Liabilities | | | |
| Trade and other payables | 12 | 1,056,052 | 3,798,010 |
| Provisions | | 87,862 | 73,107 |
| Total Current Liabilities | | 1,143,914 | 3,871,117 |
| Total Liabilities | | 1,143,914 | 3,871,117 |
| Net Assets | | 899,241 | 17,379,503 |
| EQUITY | | | |
| Issued capital | 13 | 139,032,096 | 138,914,666 |
| Reserves | 14 | 34,315,638 | 25,450,294 |
| Accumulated losses | | (172,442,708) | (146,979,672) |
| Non-controlling interest | | (5,785) | (5,785) |
| Total Equity | | 899,241 | 17,379,503 |

The accompanying notes form part of these financial statements.

ASTON MINERALS LIMITED & CONTROLLED ENTITIES

**CONSOLIDATED STATEMENT OF CHANGES IN EQUITY
FOR THE YEAR ENDED 30 JUNE 2023**

| | Issued Capital \$ | Foreign Translation reserve \$ | Share based payment reserve \$ | Accumulated Losses \$ | Non-controlling interest \$ | Total \$ |
|--------------------------------|-------------------------|---|---|-----------------------------|-----------------------------------|---------------------|
| Balance at 1 July 2022 | 138,914,666 | 825,297 | 24,624,997 | (146,979,672) | (5,785) | 17,379,503 |
| Loss for the year | - | - | - | (25,463,036) | - | (25,463,036) |
| Other Comprehensive Loss | - | (267,055) | - | - | - | (267,055) |
| Total Comprehensive Income | - | (267,055) | - | (25,463,036) | - | (25,730,091) |
| Shares issued during the year | 132,000 | - | - | - | - | 132,000 |
| Capital raising costs | (14,570) | - | - | - | - | (14,570) |
| Share-based payments | - | - | 9,132,399 | - | - | 9,132,399 |
| Balance at 30 June 2023 | 139,032,096 | 558,242 | 33,757,396 | (172,442,708) | (5,785) | 899,241 |
| Balance at 1 July 2021 | 111,750,217 | (84,308) | 23,210,741 | (122,280,282) | (5,785) | 12,590,583 |
| Loss for the year | - | - | - | (24,699,390) | - | (24,699,390) |
| Other Comprehensive Income | - | 909,605 | - | - | - | 909,605 |
| Total Comprehensive Income | - | 909,605 | - | (24,699,390) | - | (23,789,785) |
| Shares issued during the year | 29,366,305 | - | - | - | - | 29,366,305 |
| Capital raising costs | (2,201,856) | - | - | - | - | (2,201,856) |
| Share-based payments | - | - | 1,414,256 | - | - | 1,414,256 |
| Balance at 30 June 2022 | 138,914,666 | 825,297 | 24,624,997 | (146,979,672) | (5,785) | 17,379,503 |

The accompanying notes form part of these financial statements.

ASTON MINERALS LIMITED & CONTROLLED ENTITIES

**CONSOLIDATED STATEMENT OF CASH FLOWS
FOR THE YEAR ENDED 30 JUNE 2023**

| | 2023 \$ Inflows/ (Outflows) | 2022 \$ Inflows/ (Outflows) |
|--|--------------------------------------|--------------------------------------|
| Cash flows from operating activities | | |
| Interest received | 113,383 | 23,186 |
| Other income | - | - |
| Payments to suppliers and employees | (1,517,987) | (1,639,340) |
| Exploration and evaluation expenditure | (15,729,065) | (20,805,920) |
| Net cash (used in) operating activities | 17(a) <u>(17,133,669)</u> | <u>(22,422,074)</u> |
| Cash flows from investing activities | | |
| Payments for plant and equipment | (2,695) | (42,302) |
| Payments for financial instruments | - | - |
| Proceeds on disposal of financial instruments | - | - |
| Option fees received for tenements | - | - |
| Net cash provided by/ (used in) investing activities | <u>(2,695)</u> | <u>(42,302)</u> |
| Cash flows from financing activities | | |
| Proceeds from issue of shares and options | - | 29,302,305 |
| Capital raising costs | (434,432) | (1,036,326) |
| Net cash provided by financing activities | <u>(434,432)</u> | <u>28,265,979</u> |
| Net (decrease)/ increase in cash held | (17,570,796) | 5,801,603 |
| Cash at beginning of the financial period | 19,453,503 | 13,430,346 |
| Exchange differences on cash and cash equivalents | (255,506) | 221,554 |
| Cash and cash equivalents at period end | 7 <u><u>1,627,201</u></u> | <u><u>19,453,503</u></u> |

The accompanying notes form part of these financial statements.

ASTON MINERALS LIMITED & CONTROLLED ENTITIES

NOTES TO THE FINANCIAL STATEMENTS FOR THE YEAR ENDED 30 JUNE 2023

1. Statement of Significant Accounting Policies

These consolidated financial statements and notes represent those of Aston Minerals Limited (the “Company”) and controlled entities (the “Group”). Aston Minerals Limited is a listed public company, incorporated and domiciled in Australia. The financial statements were authorised for issue on 29 September 2023 by the Directors of the Company.

Basis of Preparation

The financial report is a general purpose financial report that has been prepared in accordance with Australian Accounting Standards, including Australian Accounting Interpretations, other authoritative pronouncements of the Australian Accounting Standards Board and the Corporations Act 2001.

Australian Accounting Standards set out accounting policies that the AASB has concluded would result in a financial report containing relevant and reliable information about transactions, events and conditions to which they apply. Compliance with Australian Accounting Standards ensures that the financial statements and notes also comply with International Financial Reporting Standards as issued by the IASB. Material accounting policies adopted in the preparation of this financial report are presented below. They have been consistently applied unless otherwise stated.

The financial report has been prepared on an accruals basis and is based on historical costs modified by the revaluation of selected financial assets for which the fair value basis of accounting has been applied. All amounts are presented in Australian dollars unless otherwise stated.

Going Concern

The financial statements have been prepared on the going concern basis, which contemplates the continuity of normal business activity and the realisation of assets and the settlement of liabilities in the normal course of business.

For the year ended 30 June 2023, the Group incurred an operating loss of \$25,463,036 and had net operating cash outflows of \$17,133,669. The Group had cash of \$1,627,201 as at 30 June 2023. Subsequent to the end of the year, the Group undertook placements to raise \$11,000,000 before costs, with \$8,565,000 raised from 142,750,002 shares issued on 31 July 2023 at \$0.06 per share, \$1,260,000 raised from 18,000,000 shares issued on 31 July 2023 at \$0.07 per share with this \$1,260,000 committed to be expended on Canadian mineral exploration expenditure, and further funds totalling \$1,175,000 to be raised from the issues of shares approved at the general meeting held on 26 September 2023.

The Directors are of the opinion that the Group is a going concern as the Group has more funds available than expected to be required for committed and required expenditure over the following year, and has the ability to scale back discretionary expenditure pending the timing of future capital raisings or to dispose of equity investments to raise funds.

ASTON MINERALS LIMITED & CONTROLLED ENTITIES

NOTES TO THE FINANCIAL STATEMENTS FOR THE YEAR ENDED 30 JUNE 2023

Accounting Policies

The following is a summary of the material accounting policies adopted by the Company in the preparation of the financial report.

a) Basis of consolidation

The consolidated financial statements incorporate the financial statements of the Company and entities (including special purpose entities) controlled by the Company (its subsidiaries). Control is achieved where the Company has the power to govern the financial and operating policies of an entity so as to obtain benefits from its activities.

Incomes and expenses of subsidiaries acquired or disposed of during the year are included in the consolidated statement of comprehensive income from the effective date of acquisition and up to the effective date of disposal, as appropriate. Total comprehensive income of subsidiaries is attributed to the owners of the Company and to the non-controlling interests even if this results in the non-controlling interests having a deficit balance.

Where necessary, adjustments are made to the financial statements of subsidiaries to bring their accounting policies into line with those used by other members of the Group. All intra-group transactions, balances, income and expenses are eliminated in full on consolidation.

Changes in the Group's ownership interests in subsidiaries that do not result in the Group losing control are accounted for as equity transactions. The carrying amounts of the Group's interests and the non-controlling interests are adjusted to reflect the changes in their relative interests in the subsidiaries. Any difference between the amount by which the non-controlling interests are adjusted and the fair value of the consideration paid or received is recognised directly in equity and attributed to owners of the Company.

When the Group loses control of a subsidiary, a gain or loss is recognised in profit or loss and is calculated as the difference between (i) the aggregate of the fair value of the consideration received and the fair value of any retained interest and (ii) the previous carrying amount of the assets (including goodwill), and liabilities of the subsidiary and any non-controlling interests. When assets of the subsidiary are carried at revalued amounts or fair values and the related cumulative gain or loss has been recognised in other comprehensive income and accumulated in equity, the amounts previously recognised in other comprehensive income and accumulated in equity are accounted for as if the Group had directly disposed of the relevant assets (i.e. reclassified to profit or loss or transferred directly to retained earnings as specified by applicable Standards). The fair value of any investment retained in the former subsidiary at the date when control is lost is regarded as the fair value on initial recognition for subsequent accounting under AASB 9 'Financial Instruments' or, when applicable, the cost on initial recognition of an investment in an associate or jointly controlled entity.

b) Income Tax

The income tax expense (revenue) for the period comprises current income tax expense (income) and deferred tax expense (income).

Current income tax expense charged to the profit or loss is the tax payable on taxable income calculated using applicable income tax rates enacted, or substantially enacted, as at reporting date. Current tax

ASTON MINERALS LIMITED & CONTROLLED ENTITIES

NOTES TO THE FINANCIAL STATEMENTS FOR THE YEAR ENDED 30 JUNE 2023

liabilities (assets) are therefore measured at the amounts expected to be paid to (recovered from) the relevant taxation authority.

Deferred income tax expense reflects movements in deferred tax asset and deferred tax liability balances during the period as well as unused tax losses. Current and deferred income tax expense (income) is charged or credited directly to equity instead of the profit or loss when the tax relates to items that are credited or charged directly to equity.

Deferred tax assets and liabilities are ascertained based on temporary differences arising between the tax bases of assets and liabilities and their carrying amounts in the financial statements. Deferred tax assets also result where amounts have been fully expensed but future tax deductions are available. No deferred income tax will be recognised from the initial recognition of an asset or liability, excluding a business combination, where there is no effect on accounting or taxable profit or loss.

Deferred tax assets and liabilities are calculated at the tax rates that are expected to apply to the period when the asset is realised or the liability is settled, based on tax rates enacted or substantively enacted at reporting date. Their measurement also reflects the manner in which management expects to recover or settle the carrying amount of the related asset or liability.

Deferred tax assets relating to temporary differences and unused tax losses are recognised only to the extent that it is probable that future taxable profit will be available against which the benefits of the deferred tax asset can be utilised.

Where temporary differences exist in relation to investments in subsidiaries, branches, associates, and joint ventures, deferred tax assets and liabilities are not recognised where the timing of the reversal of the temporary difference can be controlled and it is not probable that the reversal will occur in the foreseeable future.

Current tax assets and liabilities are offset where a legally enforceable right of set-off exists and it is intended that net settlement or simultaneous realisation and settlement of the respective asset and liability will occur. Deferred tax assets and liabilities are offset where a legally enforceable right of set-off exists, the deferred tax assets and liabilities relate to income taxes levied by the same taxation authority on either the same taxable entity or different taxable entities where it is intended that net settlement or simultaneous realisation and settlement of the respective asset and liability will occur in future periods in which significant amounts of deferred tax assets or liabilities are expected to be recovered or settled.

c) Plant and Equipment

Items of plant and equipment are measured on the cost basis.

The carrying amount of plant and equipment is reviewed annually by directors to ensure it is not in excess of the recoverable amount from these assets. The recoverable amount is assessed on the basis of the expected net cash flows that will be received from the asset's employment and subsequent disposal.

Depreciation

The depreciable amount of all fixed assets is depreciated on a straight-line basis over their useful lives to the Group commencing from the time the asset is held ready for use. The depreciation rates used for each class of depreciable assets are:

ASTON MINERALS LIMITED & CONTROLLED ENTITIES

NOTES TO THE FINANCIAL STATEMENTS FOR THE YEAR ENDED 30 JUNE 2023

| Class of Fixed Asset | Depreciation Rate |
|-----------------------------|--------------------------|
| Plant and equipment | 20 - 30% |

The assets' residual values and useful lives are reviewed, and adjusted if appropriate, at the end of each reporting period. An asset's carrying amount is written down immediately to its recoverable amount if the asset's carrying amount is greater than its estimated recoverable amount.

Gains and losses on disposals are determined by comparing proceeds with the carrying amount. These gains and losses are included in profit or loss. When re-valued assets are sold, amounts included in the revaluation surplus relating to that asset are transferred to retained earnings.

d) Leases

Assets and liabilities are recognised for all leases with a term of more than 12 months unless the underlying asset is of low value or the lease is not for any specific identifiable asset.

Capitalised leased assets are depreciated over the shorter of the estimated useful life of the asset and the lease term if there is no reasonable certainty that the Group will obtain ownership by the end of the lease.

Lease liabilities are valued at the net present value of the expected stream of committed lease payments. Lease payments are recognised as an interest expense to the extent that they represent interest on the outstanding lease liability. The Group currently has no leased assets or lease liability as the serviced office agreement does not specify or require fixed office locations, with staff offices moved at the discretion of the lessor, and the Group's only other agreements for the lease of identifiable assets have terms not more than 12 months with no options for extension.

e) Exploration and evaluation expenditure

Exploration and evaluation expenditure, including the costs of acquiring tenements, are expensed as incurred.

Expensing exploration and evaluation expenditure as incurred is irrespective of whether or not the Board believe expenditure could be recouped from either a successful development and commercial exploitation or sale of the respective assets.

f) Financial Instruments

Financial assets are measured at amortised cost if they are held within a business model whose objective is to hold assets in order to collect contractual cash flows which arise on specified dates and are solely principal and interest. All other financial instrument assets are classified and measured at fair value through profit or loss unless the entity makes an irrevocable election on initial recognition to present gains and losses on equity instruments (that are not held-for-trading) in other comprehensive income. Financial assets may be impaired based on an expected credit loss model to recognise an allowance. Such impairment is measured with a 12-month expected credit loss model unless the credit risk on a financial instrument has increased significantly since initial recognition in which case the lifetime expected credit loss model is adopted

For financial liabilities, the portion of the change in fair value that relates to the Group's credit risk is presented in other comprehensive income.

**NOTES TO THE FINANCIAL STATEMENTS
FOR THE YEAR ENDED 30 JUNE 2023**

Hedge accounting requirements align the accounting treatment with the Group's risk management activities. The Group does not currently have any impaired financial assets, financial liabilities with changes in fair value due to credit risk presented in other comprehensive income, or financial instruments requiring hedge accounting.

Fair Value

Fair value is determined based on current bid prices for all quoted investments. Valuation techniques are applied to determine the fair value of all unlisted securities, including recent arm's length transactions, reference to similar instruments and option pricing models.

De-recognition

Financial assets are derecognised where the contractual rights to receipt of cash flows expires or the asset is transferred to another party whereby the entity is no longer has any significant continuing involvement in the risks and benefits associated with the asset. Financial liabilities are derecognised where the related obligations are either discharged, cancelled or expire. The difference between the carrying value of the financial liability extinguished or transferred to another party and the fair value of consideration paid, including the transfer of non-cash assets or liabilities assumed, is recognised in profit or loss.

g) Impairment of Assets

At the end of each reporting date, the Group assesses whether there is any indication that an asset may be impaired. The assessment will include the consideration of external and internal sources of information including dividends received from subsidiaries, associate or jointly controlled entities deemed to be out of pre-acquisition profits. If such an indication exists, the recoverable amount of the asset, being the higher of the asset's fair value less costs to sell and value in use, is compared to the asset's carrying value. Any excess of the asset's carrying value over its recoverable amount is expensed. Impairment testing is performed annually for intangible assets with indefinite lives. Where it is not possible to estimate the recoverable amount of an individual asset, the Group estimates the recoverable amount of the cash-generating unit to which the asset belongs.

h) Employee Benefits

Provision is made for the Group's liability for employee benefits arising from services rendered by employees to balance date. Employee benefits that are expected to be settled within a 12 month period have been measured at the amounts expected to be paid when the liability is settled, plus related on-costs. Employee benefits payable later than 12 months have been measured at the present value of the estimated future cash outflows to be made for those benefits.

i) Provisions

Provisions are recognised when the Group has a legal or constructive obligation, as a result of past events, for which it is probable that an outflow of economic benefits will result and that outflow can be reliably measured.

**NOTES TO THE FINANCIAL STATEMENTS
FOR THE YEAR ENDED 30 JUNE 2023**

j) Foreign currencies

The individual financial statements of each Group entity are presented in the currency of the primary economic environment in which the entity operates (its functional currency). For the purpose of the consolidated financial statements, the results and financial position of each Group entity are expressed in Australian dollars ('\$'), which is the functional currency of the Company and the presentation currency for the consolidated financial statements.

In preparing the financial statements of each individual Group entity, transactions in currencies other than the entity's functional currency (foreign currencies) are recognised at the rates of exchange prevailing at the dates of the transactions. At the end of each reporting period, monetary items denominated in foreign currencies are retranslated at the rates prevailing at that date. Nonmonetary items carried at fair value that are denominated in foreign currencies are retranslated at the rates prevailing at the date when the fair value was determined. Non-monetary items that are measured in terms of historical cost in a foreign currency are not retranslated.

Exchange differences on monetary items are recognised in profit or loss in the period in which they arise except for:

- exchange differences on foreign currency borrowings relating to assets under construction for future productive use, which are included in the cost of those assets when they are regarded as an adjustment to interest costs on those foreign currency borrowings;
- exchange differences on transactions entered into in order to hedge certain foreign currency risks; and
- exchange differences on monetary items receivable from or payable to a foreign operation for which settlement is neither planned nor likely to occur (therefore forming part of the net investment in the foreign operation), which are recognised initially in other comprehensive income and reclassified from equity to profit or loss on repayment of the monetary items.

For the purpose of presenting consolidated financial statements, the assets and liabilities of the Group's foreign operations are translated into Australian dollars using exchange rates prevailing at the end of the reporting period. Income and expense items are translated at the average exchange rates for the period, unless exchange rates fluctuated significantly during that period, in which case the exchange rates at the dates of the transactions are used. Exchange differences arising, if any, are recognised in other comprehensive income and accumulated in equity (attributed to non-controlling interests as appropriate).

On the disposal of a foreign operation (i.e. a disposal of the Group's entire interest in a foreign operation, or a disposal involving loss of control over a subsidiary that includes a foreign operation, loss of joint control over a jointly controlled entity that includes a foreign operation, or loss of significant influence over an associate that includes a foreign operation), all of the accumulated exchange differences in respect of that operation attributable to the Group are reclassified to profit or loss.

In addition, in relation to a partial disposal of a subsidiary that does not result in the Group losing control over the subsidiary, the proportionate share of accumulated exchange differences are reattributed to non-controlling interests and are not recognised in profit or loss. For all other partial disposals (i.e. partial disposals of associates or jointly controlled entities that do not result in the Group losing significant influence or joint control), the proportionate share of the accumulated exchange differences is reclassified to profit or loss.

**NOTES TO THE FINANCIAL STATEMENTS
FOR THE YEAR ENDED 30 JUNE 2023**

k) Cash and Cash Equivalents

Cash and cash equivalents include cash on hand, deposits held at call with banks and other short-term highly liquid investments that are readily convertible to known amounts of cash and which are subject to an insignificant risk of changes in value.

l) Borrowing Costs

All borrowing costs that are not directly attributable to the acquisition, construction or production of a qualifying asset are recognised as an expense in the period in which they are incurred.

m) Indirect taxes

The Group pays indirect taxes in several countries, including GST in Australia, HST in Canada, and VAT in European countries, where indirect tax is often recoverable from taxing authorities. Revenues, expenses and assets are recognised net of the amount of indirect tax, except where the amount of indirect tax incurred is not recoverable from the taxing authority. In these circumstances the indirect tax is recognised as part of the cost of acquisition of the asset or as part of an item of the expense. Receivables and payables in the statement of financial position are shown inclusive of indirect tax.

Cash flows are presented in the statement of cash flows on a gross basis, except for the indirect tax component of investing and financing activities, which are disclosed as operating cash flows.

n) Fair Value of Assets and Liabilities

The Group measures some of its assets and liabilities at fair value on either a recurring or non-recurring basis, depending on the requirements of the applicable Accounting Standard.

Fair value is the price the Group would receive to sell an asset or would have to pay to transfer a liability in an orderly (i.e. unforced) transaction between independent, knowledgeable and willing market participants at the measurement date.

As fair value is a market-based measure, the closest equivalent observable market pricing information is used to determine fair value. Adjustments to market values may be made having regard to the characteristics of the specific asset or liability. The fair values of assets and liabilities that are not traded in an active market are determined using one or more valuation techniques. These valuation techniques maximise, to the extent possible, the use of observable market data.

To the extent possible, market information is extracted from either the principal market for the asset or liability (i.e. the market with the greatest volume and level of activity for the asset or liability) or, in the absence of such a market, the most advantageous market available to the entity at the end of the reporting period (i.e. the market that maximises the receipts from the sale of the asset or minimises the payments made to transfer the liability, after taking into account transaction costs and transport costs).

For non-financial assets, the fair value measurement also takes into account a market participant's ability to use the asset in its highest and best use or to sell it to another market participant that would use the asset in its highest and best use.

ASTON MINERALS LIMITED & CONTROLLED ENTITIES

NOTES TO THE FINANCIAL STATEMENTS FOR THE YEAR ENDED 30 JUNE 2023

The fair value of liabilities and the entity's own equity instruments (excluding those related to share-based payment arrangements) may be valued, where there is no observable market price in relation to the transfer of such financial instruments, by reference to observable market information where such instruments are held as assets. Where this information is not available, other valuation techniques are adopted and, where significant, are detailed in the respective note to the financial statements.

Valuation techniques

In the absence of an active market for an identical asset or liability, the Group selects and uses one or more valuation techniques to measure the fair value of the asset or liability. The Group selects a valuation technique that is appropriate in the circumstances and for which sufficient data is available to measure fair value. The availability of sufficient and relevant data primarily depends on the specific characteristics of the asset or liability being measured. The valuation techniques selected by the Group are consistent with one or more of the following valuation approaches:

Market approach: valuation techniques that use prices and other relevant information generated by market transactions for identical or similar assets or liabilities.

Income approach: valuation techniques that convert estimated future cash flows or income and expenses into a single discounted present value.

Cost approach: valuation techniques that reflect the current replacement cost of an asset at its current service capacity.

Each valuation technique requires inputs that reflect the assumptions that buyers and sellers would use when pricing the asset or liability, including assumptions about risks. When selecting a valuation technique, the Group gives priority to those techniques that maximise the use of observable inputs and minimise the use of unobservable inputs. Inputs that are developed using market data (such as publicly available information on actual transactions) and reflect the assumptions that buyers and sellers would generally use when pricing the asset or liability are considered observable, whereas inputs for which market data is not available and therefore are developed using the best information available about such assumptions are considered unobservable.

Fair value hierarchy

AASB 13 requires the disclosure of fair value information by level of the fair value hierarchy, which categorises fair value measurements into one of three possible levels based on the lowest level that an input that is significant to the measurement can be categorised into as follows:

Level 1

Measurements based on quoted prices (unadjusted) in active markets for identical assets or liabilities that the entity can access at the measurement date. Measurements based on inputs other than quoted prices included in Level 1 that are observable for the asset or liability, either directly or indirectly.

Level 2

Measurements based on inputs other than quoted prices included in Level 1 that are observable for the asset or liability, either directly or indirectly

ASTON MINERALS LIMITED & CONTROLLED ENTITIES

NOTES TO THE FINANCIAL STATEMENTS FOR THE YEAR ENDED 30 JUNE 2023

Level 3

Measurements based on unobservable inputs for the asset or liability. The fair values of assets and liabilities that are not traded in an active market are determined using one or more valuation techniques. These valuation techniques maximise, to the extent possible, the use of observable market data. If all significant inputs required to measure fair value are observable, the asset or liability is included in Level 2. If one or more significant inputs are not based on observable market data, the asset or liability is included in Level 3.

The Group would change the categorisation within the fair value hierarchy only in the following circumstances:

- (i) if a market that was previously considered active (Level 1) became inactive (Level 2 or Level 3) or vice versa; or
- (ii) if significant inputs that were previously unobservable (Level 3) became observable (Level 2) or vice versa.

When a change in the categorisation occurs, the Group recognises transfers between levels of the fair value hierarchy (i.e. transfers into and out of each level of the fair value hierarchy) on the date the event or change in circumstances occurred.

o) Revenue Recognition

Revenue from the sale of goods and disposal of other assets is recognised when the Group has satisfied the performance obligation in relevant contracts by transfer of the promised asset to a customer with the customer obtaining control of the asset.

Other revenue is recognised when it is probable that the economic benefit will flow to the Group and the revenue can be reliably measured. Revenue is measured at the fair value of the consideration received or receivable.

Interest revenue is recognised using the effective interest method.

Other revenue is recognised when it is received or when the right to receive payment is established.

p) Critical Accounting Estimates and Judgments

The directors evaluate estimates and judgments incorporated into the financial report based on historical knowledge and best available current information. Estimates assume a reasonable expectation of future events and are based on current trends and economic data, obtained both externally and within the Company.

Taxation

Balances disclosed in the financial statements and the notes thereto related to taxation, are based on the best estimates of directors. These estimates take into account both the financial performance and position of the Group as they pertain to current income taxation legislation, and the directors understanding thereof. No adjustment has been made for pending or future taxation legislation. The

**NOTES TO THE FINANCIAL STATEMENTS
FOR THE YEAR ENDED 30 JUNE 2023**

current income tax position represents that directors' best estimate, pending an assessment by the Australian Taxation Office.

Share-based payment transactions

The Company measures the cost of equity-settled transactions with employees, as well as transactions with non-employees where the presumption that the fair value of assets or services acquired can be estimated reliably is rebutted, by reference to the fair values of the equity instruments at the dates at which they are granted. The fair value is determined by using a Binomial model, Black-Scholes model or Monte-Carlo Simulation, taking into account the terms and conditions upon which the instruments were granted. Accounting estimates and assumptions relating to equity-settled share-based payments have no impact on the carrying amounts of assets and liabilities, unless acquired assets are capitalised, but may impact profit or loss and equity.

Option valuations using either model are highly sensitive to the exercise price in proportion to the share price at the grant date, and to the estimated volatility. All options granted during the year were valued using historic volatilities, as calculated from daily percentage movements in quoted share prices. Performance rights granted during the year with market based vesting conditions were valued with Monte-Carlo simulations with discounts calculated then applied to the underlying share prices at grant dates. Details for specific transactions are given in notes 13(e) and 13(f).

Classification of funds in legal trust account as cash

\$21,552,305 (\$CAD20,000,000) was received from the issue of 105,485,232 shares on 6 April 2022 as disclosed in note 13. These shares were issued as "flow-through shares" as defined by the Canadian Income Tax Act, which requires written agreements with investors regarding the use of funds raised, requires expenditures by the Group of funds raised on qualifying Canadian mineral exploration expenditure, and requires the Group to renounce tax deductions for the qualifying mineral exploration expenditure in favour of the investors. These funds are to be expended on qualifying Canadian mineral exploration expenditure by 31 December 2023.

To ensure that funds raised are only used for qualifying Canadian mineral exploration expenditure, the funds raised were held in a separate trust account and only disbursed for specific mineral exploration expenditures in 2022. At 30 June 2022, this trust account had a balance of \$18,508,534 (\$CAD16,444,833). This balance was included in the balance of cash and cash equivalents, as disclosed in note 7, because these funds were readily convertible to a known amount of cash with insignificant risk of change in value.

At 30 June 2023, there was no separate trust account for the flow-through shares but, as disclosed in notes 18 and 23, \$1,219,920 (\$CAD1,076,567) remained committed for expenditure on eligible Canadian exploration expenditure by 31 December 2023. This outstanding amount is only a commitment and a contingent liability, and not recognised as a liability, because it is unlikely to be payable other than for the benefit of the Group on mineral exploration expenditures that the Group would have incurred regardless of this contingent liability and commitment. As disclosed in note 5, no tax liability is recognised for the non-availability of losses for the outstanding amount because losses are unlikely to be applied by the Group to reduce future tax liabilities.

NOTES TO THE FINANCIAL STATEMENTS
FOR THE YEAR ENDED 30 JUNE 2023

q) **New accounting standards for application in the current period**

New, revised or amending Accounting Standards and Interpretations adopted

The Group has adopted all of the new, revised or amending Accounting Standards and Interpretations issued by the Australian Accounting Standards Board ('AASB') that are mandatory for the current reporting period. The adoption of these Accounting Standards and Interpretations did not have any significant impact on the financial performance or position of the company during the financial year.

Any new, revised or amending Accounting Standards or Interpretations that are not yet mandatory have not been early adopted.

New Accounting Standards and Interpretations not yet mandatory or early adopted

Australian Accounting Standards and Interpretations that have recently been issued or amended but are not yet mandatory, have not been early adopted by the consolidated entity for the annual reporting period ended 30 June 2023.

The Directors have reviewed all of the new and revised Standards and interpretations in issue not yet adopted that are relevant to the Group and effective for reporting periods beginning on or after 1 July 2022. As a result of this review, the Directors have determined that there is no material impact of the new and revised Standards and Interpretations on issue and not yet adopted by the Group and therefore no material change is necessary to Group accounting policies.

AASB 2020-1 Amendments to Australian Accounting Standards – Classification of Liabilities as Current or Non-current amends *AASB 101 Presentation of Financial Statements* to clarify when liabilities with uncertain settlement dates are current. This amendment has no effect on the Company for the current or prior year, but may affect treatment of future convertible notes. *AASB 2020-6 Amendments to Australian Accounting Standards – Classification of Liabilities as Current or Non-current – Deferral of Effective Date* deferred the relevant mandatory effective date for the Company until the year ending 30 June 2024.

AASB 2021-2: Amendments to Australian Accounting Standards – Disclosure of Accounting Policies and Definition of Accounting Estimates amends various accounting standards to remove requirements for disclosure of immaterial accounting policies and clarify treatment of accounting estimates. This will have no effect on reported balances but will remove immaterial accounting policy disclosures and change disclosures of material estimates. This standard is mandatorily effective for the year ending 30 June 2024.

ASTON MINERALS LIMITED & CONTROLLED ENTITIES**NOTES TO THE FINANCIAL STATEMENTS
FOR THE YEAR ENDED 30 JUNE 2023**

| 2. Revenue | 2023 | 2022 |
|--|---------------------|---------------------|
| | \$ | \$ |
| Interest received | 113,383 | 22,243 |
| | <u>113,383</u> | <u>22,243</u> |
| | | |
| 3. Administration expenses | | |
| Canadian administration and office expenses | (157,151) | (56,098) |
| Administration fees | (109,112) | (109,091) |
| General consulting fees | (159,240) | (61,421) |
| Other administration expenses | (307,704) | (234,713) |
| | <u>(733,207)</u> | <u>(461,323)</u> |
| | | |
| 4. Exploration expenditure and acquisition costs | | |
| Shares issued for the acquisition of additional ground and options to acquire additional ground at the Edleston Project (see note 13(b)) | (132,000) | (64,000) |
| Canadian drilling costs | (7,480,446) | (12,498,684) |
| Canadian assaying costs | (2,052,857) | (2,745,321) |
| Canadian geological consulting costs | (3,187,436) | (4,817,527) |
| Other exploration expenditure and due diligence costs | (1,567,884) | (2,251,714) |
| | <u>(14,420,623)</u> | <u>(22,377,246)</u> |

ASTON MINERALS LIMITED & CONTROLLED ENTITIES

**NOTES TO THE FINANCIAL STATEMENTS
FOR THE YEAR ENDED 30 JUNE 2023**

| 5. Income tax benefit | 2023 | 2022 |
|---|------------------|------------------|
| | \$ | \$ |
| Net loss before tax | (25,463,036) | (24,699,390) |
| Income tax benefit on above at 30% | (7,638,911) | (7,409,817) |
| Increase/(decrease) in income tax due to the tax effect of: | | |
| Different tax rates applicable to foreign subsidiaries | 494,267 | 775,200 |
| Non-deductible expenses | 7,650,378 | 1,617,432 |
| Current year tax (gains)/ losses not recognised | (596,722) | 4,946,109 |
| Movement in unrecognised temporary differences | 124,879 | 112,113 |
| Deductible equity raising costs | (33,891) | (41,037) |
| Income tax reported in the statement of comprehensive income | <u>-</u> | <u>-</u> |
| Unrecognised deferred tax assets | | |
| Deferred tax assets have not been recognised in respect of the following: | | |
| Tax revenue losses | 7,207,571 | 7,642,719 |
| Deductible temporary differences | 191,045 | 745,636 |
| Unrealised capital loss/ (gains) | 22,147 | (112,397) |
| Tax capital losses | 4,500 | 4,500 |
| | <u>7,425,263</u> | <u>8,280,458</u> |

Unrecognised deferred tax balances are based on the best available information, but are uncertain because of variations in foreign tax treatment and tax treatment of potential capital losses on foreign assets. Estimated accumulated tax losses are Australian tax revenue losses of \$6,098,460 (\$5,573,264 per 2022 Australian lodged tax returns) and Canadian tax revenue losses of \$20,294,463 (2022: 23,051,265), with accumulated Australian capital losses of \$15,000 (2022: \$15,000). Unrecognised deferred tax balances do not include losses of European or Indonesian subsidiaries because these may unavailable when required.

\$17,011,585 (2022: \$3,871,045) of Canadian expenses are effectively non-deductible because of the effect of the flow through shares disclosed in notes 1(p) and 23. There is no recognised or unrecognised deferred tax liability for the \$1,219,920 (\$CAD1,076,567) (2022: \$18,508,534 (\$CAD16,444,833)) remaining from the \$21,552,305 (\$CAD20,000,000) raised as flow-through shares in 2022 because the non-deductibility will arise on the recognition of the related expenditure.

The deferred tax benefit of tax losses not brought to account will only be obtained if:

- The Group derives future assessable income of a nature and an amount sufficient to enable the benefit from the tax losses to be realised;
- The Group continues to comply with the conditions for deductibility imposed by tax legislation; and
- No changes in tax legislation adversely affect the Group realising the benefit from the deduction of the losses.

ASTON MINERALS LIMITED & CONTROLLED ENTITIES

**NOTES TO THE FINANCIAL STATEMENTS
FOR THE YEAR ENDED 30 JUNE 2023**

| 6. Earnings per share | 2023 Cents per Share | 2022 Cents per Share |
|------------------------------|-------------------------------------|---------------------------------|
| Basic/diluted loss per share | (2.29) | (2.50) |

The loss and weighted average number of ordinary shares used in this calculation of basic/diluted loss per share are as follows:

| | 2023 \$ | 2022 \$ |
|--|--------------------|--------------------|
| Loss from continuing operations | (25,463,036) | (24,699,390) |
| | Number | Number |
| Weighted average number of ordinary shares for the purposes of basic/ diluted loss per share | 1,113,839,975 | 986,771,741 |

7. Cash and cash equivalents

| | 2023 \$ | 2022 \$ |
|--------------------------------------|--------------------|--------------------|
| Cash at bank and on hand | 1,627,201 | 944,969 |
| Funds held in Canadian trust account | - | 18,508,534 |
| | <u>1,627,201</u> | <u>19,453,503</u> |

The funds held in the Canadian trust account were only available for use for Canadian mineral exploration expenditures as disclosed in note 1(p). These funds are to be expended on qualifying Canadian mineral exploration expenditure by 31 December 2023.

8. Trade and other receivables

| Current | | |
|---------------------------------|---------------|----------------|
| Indirect tax refunds receivable | 12,138 | 936,715 |
| Other receivable | 4 | 4 |
| | <u>12,142</u> | <u>936,719</u> |

The 2022 indirect tax refund receivable of \$936,715 included Canadian GST/HST refunds receivable of \$865,785. This amount was impaired by \$447,471 based on the best estimate of potential consequences of the use of flow-through shares as disclosed in note 1(p). There is no balance of Canadian GST/HST receivable for 2023 because the Group is unlikely to receive any HST refund for expenditures to 30 June 2023. Canadian GST/HST is not separately impaired at 30 June 2023 because Canadian GST/HST has been fully recognised as an expense since 30 June 2022 pending resolution of this matter.

ASTON MINERALS LIMITED & CONTROLLED ENTITIES

**NOTES TO THE FINANCIAL STATEMENTS
FOR THE YEAR ENDED 30 JUNE 2023**

9 Financial Assets

(a) Current financial Assets

| | 2023 | 2022 |
|---|----------------|----------------|
| | \$ | \$ |
| <i>Shares in a listed company</i> | | |
| Balance at start of period | 585,256 | 858,553 |
| Acquisition of shares in a Canadian listed company | - | - |
| (Decrease)/ increase in value of shares during the period | (448,480) | (273,297) |
| Balance at end of period | <u>136,776</u> | <u>585,256</u> |

During 2021 the Group acquired 4,000,000 shares in an unrelated Canadian listed company for a holding of under 5% of that company. The holding remains under 5% of that company. These shares were acquired for \$CAD0.05 or \$AUD0.05265 per share for a total cost of \$210,600. At 30 June 2023, these shares were valued at \$CAD0.03 or \$AUD0.0342 per share (2022: \$CAD0.13 or \$AUD0.1463) for a total value of \$136,776 (2022: \$585,256). The decrease in value of these shares over the year of \$448,480 (2022: decrease of \$273,297) has been recognised in the in profit or loss as a loss on investments. There were no movements in the number of shares held during 2023 or 2022. These shares are a tier 1 financial instrument because they are valued based on quoted prices on a securities exchange.

(b) Non-current financial Assets

Security bonds

| | | |
|--|--------------|--------------|
| Balance at start of period | 7,049 | 29,863 |
| Acquisition of tenement security bonds | - | - |
| Disposal of security bonds | - | (20,173) |
| Foreign exchange movement | (92) | (2,641) |
| Balance at end of period | <u>6,957</u> | <u>7,049</u> |

There have been no transfers between measurement levels during the period and there are currently no other financial instruments in any other measurement levels.

10. Other assets

| | | |
|---------------------|----------------|----------------|
| Current Prepayments | <u>212,260</u> | <u>207,502</u> |
|---------------------|----------------|----------------|

ASTON MINERALS LIMITED & CONTROLLED ENTITIES**NOTES TO THE FINANCIAL STATEMENTS
FOR THE YEAR ENDED 30 JUNE 2023****11. Plant and equipment****2023** **2022**
\$ **\$***Plant and Equipment*

| | | |
|--------------------------|---------------|---------------|
| At Cost | 169,173 | 158,283 |
| Accumulated Depreciation | (121,354) | (97,692) |
| | <u>47,819</u> | <u>60,591</u> |

Movement in the carrying amounts for each class of plant and equipment between the beginning and the end of the current financial period:

Plant and Equipment

| | | |
|------------------------------|---------------|---------------|
| Opening balance | 60,591 | 18,423 |
| Additions | 2,695 | 42,302 |
| Disposals | - | - |
| Foreign exchange revaluation | 524 | 19,268 |
| Depreciation | (15,991) | (19,402) |
| Closing balance | <u>47,819</u> | <u>60,591</u> |

12. Trade and other payables**Current**

| | | |
|---------------------|------------------|------------------|
| Trade payables | 851,119 | 3,088,005 |
| Accrued liabilities | 204,933 | 710,005 |
| | <u>1,056,052</u> | <u>3,798,010</u> |

ASTON MINERALS LIMITED & CONTROLLED ENTITIES

**NOTES TO THE FINANCIAL STATEMENTS
FOR THE YEAR ENDED 30 JUNE 2023**

13. Issued capital

(a) Issued and paid up capital

Ordinary shares fully paid of no par value 139,032,096 138,914,666

(b) Movement in ordinary shares on issue

| | 2023 | 2023 | 2022 | 2022 |
|---|-----------------------------|---------------------------|-----------------------------|---------------------------|
| | Number | \$ | Number | \$ |
| Balance at beginning of period | 1,113,530,934 | 138,914,666 | 954,197,429 | 111,750,217 |
| Issue of Canadian flow-through shares at \$0.2043 per share under a placement | - | - | 105,485,232 | 21,552,305 |
| Issue of shares at \$0.145 per share under a placement | - | - | 34,482,757 | 5,000,000 |
| Issue of shares at a deemed value of \$0.16 per share for acquisition of option to acquire tenements | - | - | 400,000 | 64,000 |
| Issue of shares at \$0.145 per share to directors following shareholder approval | - | - | 18,965,516 | 2,750,000 |
| Issue of shares at \$0.11 per share in part consideration for acquisition of additional tenements at Edleston project | 1,200,000 | 132,000 | - | - |
| Capital raising costs valued based on values of share-based payments | - | (14,570) | - | (731,098) |
| Other capital raising costs | - | - | - | (1,470,758) |
| Balance at end of period | <u>1,114,730,934</u> | <u>139,032,096</u> | <u>1,113,530,934</u> | <u>138,914,666</u> |

(c) Terms and conditions of contributed equity

Ordinary shares have the right to receive dividends as declared and, in the event of winding up the Company, to participate in proceeds from the sale of all surplus assets in proportion to the number of and amounts paid up on shares held. Ordinary shares entitle their holder to one vote, either in person or by proxy, at a meeting of the Company.

**NOTES TO THE FINANCIAL STATEMENTS
FOR THE YEAR ENDED 30 JUNE 2023**

13. Issued capital (continued)

(d) Capital Management

The Group's objectives when managing capital are to safeguard its ability to continue as a going concern, so that it may continue to provide returns for shareholders and benefits for other stakeholders. The Group's capital includes ordinary share capital and financial liabilities, supported by financial assets. There are no externally imposed capital requirements.

Due to the nature of the Group's activities, being mineral exploration, the Group does not have ready access to credit facilities, with the primary source of funding being equity raisings. Therefore, the focus of the Group's capital risk management is the current working capital position against the requirements of the Group to meet exploration programmes and corporate overheads. The Group's strategy is to ensure appropriate liquidity is maintained to meet anticipated operating requirements, with a view to initiating appropriate capital raisings as required.

The net working capital position of the Group at 30 June 2023 was \$844,465 (2022: \$17,311,863) and the net decrease in cash and cash equivalents held during the year was 17,826,302 (2022: increase of \$5,801,603). The net working capital at 30 June 2023 included \$1,219,920 (2022: \$18,508,534) that was committed for expenditure on Canadian mineral exploration as disclosed in note 1(p).

(e) Share Options

At 30 June 2023, the Company has the following share options on issue:

- 25,000,000 options exercisable at \$0.10 on or before 22 December 2023. These options were granted to then director Dale Ginn on 30 November 2020. These options vested in 2021.
- 25,000,000 options exercisable at \$0.15 on or before 22 December 2023. These options were issued to then director Dale Ginn on 30 November 2020. These options vested in 2021.
- 90,000,000 options exercisable at \$0.20 on or before 28 March 2025. 30,000,000 of these options were granted to each director on 9 June 2021. These options vested in 2021.
- 2,000,000 share options expiring 28 March 2025 with an exercise price of \$0.20 per option. These options were issued to an external consultant on 1 July 2021. An expense of \$245,900 was recognised for these options in 2022 because these options vested on issue.
- 6,912,192 share options expiring 10 August 2024 with an exercise price of \$0.29 per option that were issued on 10 August 2022. These options were issued to stockbrokers for capital raising services, including options approved by shareholders on 8 June 2022. These options were valued at the measurement date of 6 April 2022 based on timing of services performed. \$608,481 was recognised as a capital raising cost in 2022 based on the value of these options.
- 1,589,335 share options expiring 10 August 2024 with an exercise price of \$0.29 per option that were issued on 10 August 2022. These options were issued for capital raising services to the lead manager of capital raisings during 2022 as approved by shareholders on 8 June 2022. These options were valued at the measurement date of 11 April 2022 based on timing of services performed. \$122,617 was recognised as a capital raising cost in 2022 based on the value of these options.
- 5,250,000 options exercisable at \$0.29 on or before 10 August 2024 that were issued and granted on 10 August 2022. These options were granted to unrelated consultants but reasonably valued as employee options. The total value of \$124,583 was expensed for these options in 2023 because these options vested immediately, with no remaining amount to expense.

ASTON MINERALS LIMITED & CONTROLLED ENTITIES

NOTES TO THE FINANCIAL STATEMENTS FOR THE YEAR ENDED 30 JUNE 2023

13. Issued capital (continued)

- 165,517 share options expiring 10 August 2024 with an exercise price of \$0.29 per option that were issued on 12 December 2022. These options were issued to a stockbroker for capital raising services. These options are valued at the measurement date of 6 April 2022 based on timing of services performed. The total value of \$14,570 was recognised as a capital raising cost in 2023 based on the value of these options.
- 110,000,000 share options expiring 4 April 2026 with an exercise price of \$0.15 per option that were issued and granted on 4 April 2023. 55,000,000 of these options were issued to each new director Russell Bradford and Peter Breese. As these options fully vested on 1 May 2023 when their service commenced, the total value of these options of \$8,827,500, being \$4,413,750 for each of Russell Bradford and Peter Breese, is recognised as an expense in 2023.

No share options were exercised, cancelled, expired, or lapsed during 2023 or 2022.

Above options issued to a consultant on 1 July 2021, to both lots of stockbrokers on 10 August 2022, consultants on 10 August 2022, to a stockbroker on 12 December 2022, and to new directors on 4 April 2023, were valued at total values of \$124,583, \$14,570 and \$8,827,500 respectively, using the Black-Scholes formula, no expected dividends and the following parameters.

| Measurement date | Expiry date | Exercise Price | Number of Options | Share price at grant date | Volatility | Interest rate | Value per Option |
|------------------|-------------|----------------|-------------------|---------------------------|------------|---------------|------------------|
| 1-Jul-21 | 28-Mar-25 | \$0.20 | 2,000,000 | \$0.170 | 117% | 0.48% | \$0.12295 |
| 6-April-22 | 10-Aug-24 | \$0.29 | 6,912,192 | \$0.175 | 109% | 2.36% | \$0.08803 |
| 11-April-22 | 10-Aug-24 | \$0.29 | 1,589,335 | \$0.160 | 109% | 2.33% | \$0.07715 |
| 10-Aug-22 | 10-Aug-24 | \$0.29 | 5,250,000 | \$0.083 | 107% | 2.85% | \$0.02373 |
| 6-April-22 | 10-Aug-24 | \$0.29 | 165,517 | \$0.175 | 109% | 2.36% | \$0.08803 |
| 4-April-23 | 4-April-26 | \$0.15 | 110,000,000 | \$0.150 | 103% | 2.89% | \$0.08025 |

Options on issue had a weighted average remaining term at the end of the year of 1.9 years (2022: 2.3 years) and a weighted average exercise price of \$0.170 (2022: \$0.174).

Option valuations are particularly sensitive to exercise prices as a proportion of the share price at grant date and volatility. Volatilities for share options granted during 2023 were all based on historic volatilities calculated from daily movements in share prices. The 30 and 32-month historic volatility of 103% was used for valuation of the director options granted on 4 April 2023, based on judgements about the changing volatility of the share price and the nature of the Group, particularly since the acquisition of the Edleston project in August 2020. Increasing or decreasing the volatility by 1% increases or decreases the total valuation of the 110,000,000 director options by \$67,983 or \$68,510 respectively. Volatilities used are considered reasonable because of the stage of the Group's activities in conjunction with the nature of the exploration findings.

Options carry no rights to dividends and have no voting rights.

ASTON MINERALS LIMITED & CONTROLLED ENTITIES

NOTES TO THE FINANCIAL STATEMENTS FOR THE YEAR ENDED 30 JUNE 2023

13. Issued capital (continued)

(f) Performance Shares

The following performance shares lapsed on 26 May 2022 on becoming incapable of vesting, with no amount recognised or de-recognised. These performance shares were part of the purchase consideration for the Dobsina Project in Slovakia, with the combined value for the performance shares (taking into account the non-vesting conditions referred to below) of \$1,584,000 recognised as part of the acquisition cost in 2017 and effectively fully expensed in 2017. There has been no adjustment on the lapsing of these performance shares because these are non-vesting conditions.

- 36,666,667 Class A performance shares that were to convert upon the delineation of an Inferred JORC Mineral Resource of at least 500,000 metric tons at a minimum grade of 0.5% cobalt equivalence or 50,000 metric tons of production from the Project of cobalt bearing an ore grading of at least 0.5% cobalt equivalence within 5 years of the issue date on 26 May 2017.
- 36,666,667 Class B performance shares that were to convert upon the delineation of an Inferred JORC Mineral Resource of at least 1,000,000 metric tons at a minimum grade of 0.5% cobalt equivalence or 100,000 metric tons of production from the Project of cobalt bearing an ore grading of at least 0.5% cobalt equivalence within 5 years of the issue date on 26 May 2017.

No other performance shares were exercised, cancelled, expired or lapsed during 2023 or 2022.

As at 30 June 2023, the Company had the following performance shares on issue, which will each convert to one ordinary Share upon completion of the following milestones:

- 4,500,000 performance shares issued on 1 July 2021 and expiring 1 July 2024, unless the performance rights lapse under the terms of the Employee Securities Incentive Plan. These performance shares convert into one share each, at the participant's election, on achievement of the following vesting conditions:
 - o Tranche A: 1,500,000 vest on a 5 day VWAP of \$0.20 and 12 months service.
 - o Tranche B: 1,500,000 vest on a 5 day VWAP of \$0.25 and 18 months service.
 - o Tranche C: 1,500,000 vest on a 5 day VWAP of \$0.30 and 24 months service.

The 4,500,000 performance rights issued on 1 July 2021 were valued with Monte-Carlo simulations based on the nil exercise price, there being no expected dividends or departure before meeting the service conditions, and the below parameters. The calculated values of each tranche are being expensed over the required service period for each tranche, with the amounts shown in the below table.

| Grant date | Expiry date | Number of Performance Shares | Share price at grant date | Volatility | Interest rate | Value per Performance Share (\$) | Value of tranche (\$) | Amount expensed in 2023 (\$) |
|------------|-------------|------------------------------|---------------------------|------------|---------------|----------------------------------|-----------------------|------------------------------|
| 1 July 21 | 1 July 24 | 1,500,000 | \$0.17 | 117% | 0.77% | 0.13818 | 207,270 | 568 |
| 1 July 21 | 1 July 24 | 1,500,000 | \$0.17 | 117% | 0.77% | 0.13472 | 202,080 | 68,218 |
| 1 July 21 | 1 July 24 | 1,500,000 | \$0.17 | 117% | 0.77% | 0.12928 | 193,920 | 96,960 |
| | | | | | | | 603,270 | 165,746 |

ASTON MINERALS LIMITED & CONTROLLED ENTITIES

**NOTES TO THE FINANCIAL STATEMENTS
FOR THE YEAR ENDED 30 JUNE 2023**

| 14. Reserves | 2023 \$ | 2022 \$ |
|---|-------------------|-------------------|
| Foreign currency translation | 558,242 | 825,297 |
| Share based payment reserve | 33,757,396 | 24,624,997 |
| | <u>34,315,638</u> | <u>25,450,294</u> |
| Share based payment reserve | | |
| Reserve at the beginning of the year | 24,624,997 | 23,210,741 |
| Granting of consultant options on 1 July 2021 | - | 245,900 |
| Vesting of performance shares granted 1 July 2021 | 165,746 | 437,258 |
| Granting of consultant options on 10 August 2022 | 124,583 | - |
| Vesting of director options granted 4 April 2023 | 8,827,500 | - |
| Capital raising cost for 6,912,192 stockbroker options | - | 608,481 |
| Capital raising cost for 1,589,335 lead manager options | - | 122,617 |
| Capital raising cost for 165,517 stockbroker options | 14,570 | - |
| Total amount recognised as a capital raising cost | 14,570 | 731,098 |
| Total amount recognised as an expense | 9,117,829 | 683,158 |
| Reserve at end of year | <u>33,757,396</u> | <u>24,624,997</u> |

The share-based payment reserve arises on the recognition of share-based payments through the issue or proposed issue of options or performance shares. These share-based payments may be expensed as a share-based payment expense, recognised as a capital raising cost, or capitalised.

The following issues of ordinary shares meet the definition of share-based payments but are recognised as exploration expenses with credits to issued capital as disclosed in notes 4 and 13(b) respectively:

- Issue of 1,200,000 shares at a fair value of \$0.11 per share for a total value of \$132,000 for the exercise of an option to acquire mineral exploration interests in 2023.
- Issue of 400,000 shares at a fair value of \$0.16 per share for a total value of \$64,000 for the acquisition of an option to acquire mineral exploration interests in 2022.

Fair values were determined with reference to the share price at the measurement date.

| | 2023 \$ | 2022 \$ |
|--|----------------|----------------|
| Foreign currency translation reserve | | |
| Reserve at the beginning of the year | 825,297 | (84,308) |
| Exchange differences arising on translating foreign operations | (267,055) | 909,605 |
| Reserve at end of year | <u>558,242</u> | <u>825,297</u> |

Exchange differences relating to the translation of the results and net assets of the Group's foreign operations from their functional currencies to the Group's presentation currency (i.e. Australian dollars) are recognised directly in other comprehensive income and accumulated in the foreign currency translation reserve. Exchange differences previously accumulated in the foreign currency translation reserve are reclassified to profit or loss on the full disposal of the foreign operation.

ASTON MINERALS LIMITED & CONTROLLED ENTITIES

NOTES TO THE FINANCIAL STATEMENTS FOR THE YEAR ENDED 30 JUNE 2023

15. Auditor's remuneration

| | 2023 | 2022 |
|---|--------|--------|
| | \$ | \$ |
| Amounts, received or due and receivable by the auditor for: | | |
| - an audit or review services | 44,042 | 50,062 |

16. Key Management Personnel (KMP) and Related Party Transactions

(a) Key Management Personnel

Refer to the remuneration report contained in the directors' report for details of the remuneration paid or payable to each member of the Company's KMP for the financial year ended 30 June 2023. The totals of remuneration paid to KMP of the Company during the year are as follows:

| | | |
|----------------------|------------------|----------------|
| Short term | 582,918 | 553,842 |
| Post-employment | 20,712 | 19,723 |
| Share based payments | 8,827,500 | - |
| | <u>9,431,130</u> | <u>573,565</u> |

(b) Other transactions

The Company did not enter into any other transactions with related parties during 2023 or 2022, except that:

- 7,333,334 of the Class A performance shares and 7,333,334 of the Class B performance shares that lapsed on 26 May 2022 as disclosed in note 13(f) were owned by entities controlled by Director Tolga Kumova.
- 6,086,667 of the Class A performance shares and 6,086,667 of the Class B performance shares that lapsed on 26 May 2022 as disclosed in note 13(f) were owned by Director Robert Jewson.
- On 3 April 2023 the Company agreed with UK company Executive Mining Group Limited (EMG) to acquire the services of Key Persons Robert Sherwen-Slater, Malcolm Titley and Hugo Truter from 1 May 2023 for a monthly fee of \$45,000 per month, with a 3-month period required for termination without cause, but no employment relationship between the Company and the Key Persons. \$90,000 was paid to EMG during the year, with no balance owing at 30 June 2023. EMG was also issued 55,000,000 share options on 3 April 2023 with an exercise date of \$0.15 and expiry date 3 April 2026. These options effectively vested on 1 May 2023 and are subject to the terms of the Company's current Employee Securities Incentive Plan. These options have been considered remuneration for Mr Breese because Mr Breese is a director of EMG.

ASTON MINERALS LIMITED & CONTROLLED ENTITIES**NOTES TO THE FINANCIAL STATEMENTS
FOR THE YEAR ENDED 30 JUNE 2023****17. Cash Flow Information**

| | 2023 | 2022 |
|---|---------------------|---------------------|
| | \$ | \$ |
| (a) Reconciliation of Cash Flow from Operations with Loss after Income Tax | | |
| Loss after income tax | (25,463,036) | (24,699,390) |
| Non cash flows in loss: | | |
| Depreciation | 15,991 | 19,402 |
| Share based payments | 9,117,829 | 683,158 |
| Shares issued for acquisition of mineral exploration interests | 132,000 | 64,000 |
| Exchange differences | (12,073) | 668,783 |
| Option fee received for disposal of tenements | - | - |
| Changes in assets and liabilities: | | |
| - decrease/ (increase) in trade and other receivables | 924,577 | (906,951) |
| - decrease in current financial assets | 448,480 | 273,297 |
| - (increase) in other current assets | (4,758) | (165,188) |
| - decrease in non-current financial assets | 92 | 22,814 |
| - (decrease)/ increase in trade and other payables | (2,307,526) | 1,602,508 |
| - increase in provisions | 14,755 | 15,493 |
| | <u>(17,133,669)</u> | <u>(22,422,074)</u> |

(b) Non Cash Investing & Financing Activities

There were no non-cash investing or financing activities during the year (or prior year) because, although share-based payments have been made to acquire mineral exploration interests, all mineral exploration expenditure is expensed immediately.

18. Contingent liabilities and contingent assets

The Group is required to pay certain vendors a 2% net smelter royalty on the proceeds of any minerals sold from the Dobsina tenement.

The Group is required to pay vendors of additional ground acquired at the Edlestone project a 2.5% net smelter royalty (NSR) on the proceeds of any minerals sold from these tenements. 0.5% of this NSR can be re-purchased for \$566,579 (\$CAD500,000) to reduce the NSR to 2%.

The Group has covenanted to indemnify subscribers to the Canadian flow-through shares disclosed in note 1(p) and renounce the tax-deductibility of the required qualifying expenditure. To the extent that the remaining \$1,219,920 (\$CAD1,076,567) (\$18,508,534 (\$CAD16,444,833) at 30 June 2022) is not used to incur eligible Canadian exploration expenses by 31 December 2023, premia paid for the tax status of these shares will be refundable to subscribers. The potential refund at 30 June 2023 was \$354,160 (\$CAD312,543) (\$5,373,294 (\$CAD4,774,173) at 30 June 2022) if none of the remaining balance were to be used to incur eligible Canadian exploration expenses by 31 December 2023, with the potential refund proportionate to the amount that remained unexpended. In the opinion of the Directors, the Company has no other contingent liabilities or assets as at 30 June 2023.

ASTON MINERALS LIMITED & CONTROLLED ENTITIES

NOTES TO THE FINANCIAL STATEMENTS FOR THE YEAR ENDED 30 JUNE 2023

19. Financial reporting by segments

The Group has identified its operating segments based on the internal reports that are used by the Board (the chief operating decision makers) in assessing performance and in determining the allocation of resources. The Board as a whole regularly review the identified segments in order to allocate resources to the segments and to assess their performance.

The Group operates predominately in one industry, being mineral exploration. The main geographic areas that the entity operates in are Australia, Indonesia, Europe, and Canada. The parent entity is registered in Australia. The Group's exploration assets to 30 June 2023 are held in Australia, Canada and Europe.

The following tables present revenue, expenditure and certain asset and liability information regarding geographical segments for the years ended 30 June 2023 and 2022. These reports are based on the locations of entities in the Group that prepare reports for management. Although the Australian parent entity had expenditures related to both European and Canadian operations during 2023 and 2022, these expenditures were all born by the parent entity and included with the parent entity's accounting records and reports prepared for management. The Indonesian segment is disclosed separately, despite being effectively dormant, because it involves separate entities with separate accounting systems.

Geographical information

| | Australia \$ | Canada \$ | Indonesia \$ | Europe \$ | Total |
|---|---------------------|---------------------|-----------------|------------------|----------------------------|
| Year ended 30 June 2023 | | | | | |
| Revenue | | | | | |
| Interest income | 1,550 | 111,792 | - | 41 | 113,383 |
| Other income | - | - | - | - | - |
| Segment income | <u>1,550</u> | <u>111,792</u> | <u>-</u> | <u>41</u> | <u>113,383</u> |
| Other information | | | | | |
| Share-based payments | (9,117,829) | - | - | - | (9,117,829) |
| Exploration expenditure and acquisition costs | <u>(301,164)</u> | <u>(13,786,690)</u> | <u>-</u> | <u>(332,769)</u> | <u>(14,420,623)</u> |
| Result | | | | | |
| Loss before tax | (11,008,092) | (14,121,915) | - | (333,029) | (25,463,036) |
| Income tax expense | - | - | - | - | - |
| Loss for the year | <u>(11,008,092)</u> | <u>(14,121,915)</u> | <u>-</u> | <u>(333,029)</u> | <u>(25,463,036)</u> |
| Asset and liabilities | | | | | |
| Segment assets | 484,512 | 1,403,483 | 403 | 154,756 | 2,043,154 |
| Segment liabilities | (183,660) | (927,068) | (8) | (33,178) | (1,143,914) |

ASTON MINERALS LIMITED & CONTROLLED ENTITIES

**NOTES TO THE FINANCIAL STATEMENTS
FOR THE YEAR ENDED 30 JUNE 2023**

19. Financial reporting by segments (continued)

| | Australia \$ | Canada \$ | Indonesia \$ | Europe \$ | Total |
|---|--------------------|---------------------|-----------------|------------------|----------------------------|
| Year ended 30 June 2022 | | | | | |
| Revenue | | | | | |
| Interest income | 20,295 | 1,948 | - | - | 22,243 |
| Other income | - | - | - | - | - |
| Segment income | <u>20,295</u> | <u>1,948</u> | <u>-</u> | <u>-</u> | <u>22,243</u> |
| Other information | | | | | |
| Share-based payments | (683,158) | - | - | - | (683,158) |
| Exploration expenditure and acquisition costs | (110,558) | (21,947,630) | - | (319,058) | (22,377,246) |
| Result | | | | | |
| Loss before tax | (2,231,480) | (22,148,559) | - | (319,351) | (24,699,390) |
| Income tax expense | - | - | - | - | - |
| Loss for the year | <u>(2,231,480)</u> | <u>(22,148,559)</u> | <u>-</u> | <u>(319,351)</u> | <u>(24,699,390)</u> |
| Asset and liabilities | | | | | |
| Segment assets | 1,595,605 | 19,528,943 | 391 | 125,681 | 21,250,620 |
| Segment liabilities | (765,559) | (3,074,377) | (7) | (31,174) | (3,871,117) |

20. Controlled Entities

| | Country of Incorporation | Equity Holding 2023 % | Equity Holding 2022 % |
|---|-----------------------------|-----------------------------|-----------------------------|
| Subsidiaries of Aston Minerals Limited: | | | |
| NiCo Minerals Pty Ltd | Australia | 100 | 100 |
| CE Metals s.r.o | Slovakia | 100 | 100 |
| PT. WMN Indonesia ¹ | Indonesia | 99.8 | 99.8 |
| PT. Persada Bumi Rawas ¹ | Indonesia | 75 | 75 |
| EUC Finland Pty Ltd | Australia | 100 | 100 |
| EUC Sweden Pty Ltd | Australia | 100 | 100 |
| EUC Austria Pty Ltd | Australia | 100 | 100 |
| Suomen Koboltti Oy | Finland | 100 | 100 |
| Euco Resources Sweden AB | Sweden | 100 | 100 |
| Canada Gold Pty Ltd | Australia | 100 | 100 |
| 2771906 Ontario Inc ² | Canada | 100 | 100 |

¹ Dormant subsidiaries

² This company was incorporated in August 2020 with all issued capital held by Canada Gold Pty Ltd.

ASTON MINERALS LIMITED & CONTROLLED ENTITIES

NOTES TO THE FINANCIAL STATEMENTS FOR THE YEAR ENDED 30 JUNE 2023

21. Financial risk management

Overview

The Group has exposure to the following risks from their use of financial instruments:

- credit risk
- liquidity risk
- market risk

This note presents information about the Group's exposure to each of the above risks, their objectives, policies and processes for measuring and managing risk.

The Board of Directors has overall responsibility for the establishment and oversight of the risk management framework. Management monitors and manages the financial risks relating to the operations of the Group through regular reviews of the risks.

The totals of each category of financial instruments, measured in accordance with AASB 9 as detailed in the accounting policies to these financial statements, are as follows:

| | Note | Consolidated | |
|------------------------------|------|------------------|-------------------|
| | | 2023 | 2022 |
| | | \$ | \$ |
| Financial Assets | | | |
| Cash and cash equivalents | 7 | 1,627,201 | 19,453,503 |
| Trade and other receivables | 8 | 12,142 | 936,719 |
| Current financial assets | 9 | 136,776 | 585,256 |
| Non-current financial assets | 9 | 6,957 | 7,049 |
| Total Financial Assets | | <u>1,783,076</u> | <u>20,982,527</u> |
| Financial Liabilities | | | |
| Trade and other payables | 12 | 1,056,052 | 3,798,010 |
| Total Financial Liabilities | | <u>1,056,052</u> | <u>3,798,010</u> |

Credit risk

Credit risk is the risk of financial loss to the Company if a customer or counterparty to a financial instrument fails to meet its contractual obligations, and arises principally from the Company's receivables from customers and investment securities.

Trade and other receivables

As the Company is in the exploration and development phase, it does not have trade receivables and therefore is not exposed to credit risk in relation to trade receivables. However, this balance includes indirect tax refunds receivable of \$12,138 (2022: \$936,715). The 2022 balance included Canadian GST/HST refunds receivable of \$865,785. This amount was impaired by \$447,471 based on the best estimate of potential consequences of using flow-through shares as disclosed in note 1(p). As this matter is not yet resolved, Canadian GST/HST is not separately impaired at 30 June 2023 because Canadian GST/HST has been fully recognised as an expense since 30 June 2022 pending resolution of this matter.

Exposure to credit risk

The carrying amount of the Company's financial assets represents the maximum credit exposure. The Company's maximum exposure to credit risk at the reporting date was:

ASTON MINERALS LIMITED & CONTROLLED ENTITIES

NOTES TO THE FINANCIAL STATEMENTS FOR THE YEAR ENDED 30 JUNE 2023

21. Financial risk management (continued)

| Financial assets | 2023 | 2022 |
|--|------------------|-------------------|
| | \$ | \$ |
| Cash held with major banks | 1,627,201 | 944,969 |
| Funds held in legal trust account | - | 18,508,534 |
| Receivables – main counterparties are taxing authorities | 12,142 | 936,719 |
| Shares in listed company – no direct credit risk | 136,776 | 585,256 |
| Tenement security bond – held with Swedish government | 6,957 | 7,049 |
| | <u>1,783,076</u> | <u>20,982,527</u> |

Liquidity risk

Liquidity risk is the risk that the Company will not be able to meet its financial obligations as they fall due. The Company's approach to managing liquidity is to ensure, as far as possible, that it will always have sufficient liquidity to meet its liabilities when due, under both normal and stressed conditions, without incurring unacceptable losses or risking damage to the Company's reputation.

The Company manages liquidity risk by maintaining adequate reserves by continuously monitoring forecast and actual cash flows. Typically the Company ensures that it has sufficient cash on demand to meet expected operational expenses for a period of 60 days, including the servicing of financial obligations; this excludes the potential impact of extreme circumstances that cannot reasonably be predicted, such as natural disasters.

Market risk

Market risk is the risk that changes in market prices, such as foreign exchange rates, interest rates and equity prices will affect the Company's income or the value of its holdings of financial instruments. The Company is exposed to risks of foreign exchange rates, interest rates and equity prices moving.

Interest rate risk exposure and sensitivity analysis

The Group's exposure to interest rate risk, which is the risk that a financial instrument's value will fluctuate as a result of changes in market interest rates and the effective weighted average interest rate for each class of financial assets and financial liabilities comprises:

| 2023 | Floating Interest Rate \$ | Fixed Interest Rate 1 Year or Less \$ | Non-Interest Bearing \$ | Total \$ | Weighted Effective Interest Rate |
|-------------------------------|---------------------------------|---|-------------------------------|------------------|---|
| | | | | | |
| Financial Assets | | | | | |
| Cash and cash equivalents | 1,408,250 | - | 218,951 | 1,627,201 | 2.53% |
| Trade and other receivables | - | - | 12,142 | 12,142 | - |
| Current financial assets | - | - | 136,776 | 136,776 | - |
| Non-current financial assets | - | - | 6,957 | 6,957 | - |
| Total Financial Assets | <u>1,408,250</u> | <u>-</u> | <u>374,826</u> | <u>1,783,076</u> | <u>2.31%</u> |

ASTON MINERALS LIMITED & CONTROLLED ENTITIES

NOTES TO THE FINANCIAL STATEMENTS
FOR THE YEAR ENDED 30 JUNE 2023

21. Financial risk management (continued)

| 2023 | Floating Interest Rate | Fixed Interest Rate | Non-Interest Bearing | Total | Weighted Effective Interest Rate |
|--------------------------------------|---------------------------|------------------------|-------------------------|--------------------|---|
| Financial Liabilities | | | | | |
| Trade and other payables | - | - | (1,056,052) | (1,056,052) | - |
| Total Financial Liabilities | - | - | (1,056,052) | (1,056,052) | - |
| Net Financial Instruments | 1,408,250 | - | (681,226) | 727,024 | 5.66% |

| 2022 | Floating Interest Rate \$ | Fixed Interest Rate 1 Year or Less \$ | Non-Interest Bearing \$ | Total \$ | Weighted Effective Interest Rate |
|-------------------------------|---------------------------------|---|-------------------------------|-------------------|---|
| Financial Assets | | | | | |
| Cash and cash equivalents | 851,759 | 18,508,534 | 93,210 | 19,453,503 | 2.53% |
| Trade and other receivables | - | - | 936,719 | 936,719 | - |
| Current financial assets | - | - | 585,256 | 585,256 | - |
| Non-current financial assets | - | - | 7,049 | 7,049 | - |
| Total Financial Assets | 851,759 | 18,508,534 | 1,622,234 | 20,982,527 | 2.31% |

| 2022 | Floating Interest Rate | Fixed Interest Rate | Non-Interest Bearing | Total | Weighted Effective Interest Rate |
|--------------------------------------|---------------------------|------------------------|-------------------------|--------------------|---|
| Financial Liabilities | | | | | |
| Trade and other payables | - | - | (3,798,010) | (3,798,010) | - |
| Total Financial Liabilities | - | - | (3,798,010) | (3,798,010) | - |
| Net Financial Instruments | 851,759 | 18,508,534 | (2,175,776) | 17,184,517 | 5.66% |

As at 30 June 2023, if interest rates on interest bearing instruments had changed by +/-100 basis points from the weighted average rate at year end with all other variables held constant, post-tax loss for the Group would have been \$14,082 lower/higher (2022- \$193,603 lower/higher) as a result of lower/higher interest income from cash and cash equivalents.

Foreign exchange rate risk exposure and sensitivity analysis

The Group is exposed to foreign exchange risk in relation to the acquisition of goods and services in Indonesian Rupiah (IDR), Canadian Dollar (CDR), Swedish Krona (SEK), and Euro (Euro). The Group does not hedge this exposure by using financial instruments. The Group's exposure to foreign currency risk at the end of the reporting period, expressed in Australian dollar, was as follows:

ASTON MINERALS LIMITED & CONTROLLED ENTITIES

NOTES TO THE FINANCIAL STATEMENTS FOR THE YEAR ENDED 30 JUNE 2023

21. Financial risk management (continued)

| | 2023 | 2022 |
|------------------------------------|-----------|-------------|
| | \$ | \$ |
| Financial Assets | | |
| Cash and cash equivalents (CAD) | 1,224,352 | 18,508,534 |
| Cash and cash equivalents (Euro) | 66,273 | 34,859 |
| Cash and cash equivalents (SEK) | 57,591 | 58,351 |
| Trade and other receivables (CAD) | - | 865,785 |
| Trade and other receivables (IDR) | 402 | 391 |
| Trade and other receivables (Euro) | 689 | 4,246 |
| Trade and other receivables (SEK) | 5,960 | 5,065 |
| Current financial assets (CAD) | 136,776 | 585,256 |
| Non-current financial assets (SEK) | 6,957 | 7,049 |
| Financial Liabilities | | |
| Trade and other payables (CAD) | (927,068) | (3,074,377) |
| Trade and other payables (Euro) | (32,734) | (31,174) |
| Trade and other payables (IDR) | (8) | (7) |
| Trade and other payables (USD) | (1,202) | - |
| Trade and other payables (SEK) | (443) | - |

The following tables show the foreign currency risk on the financial assets and liabilities of the Group's operations denominated in currencies other than the presentation currency.

| | Net Financial Assets/(Liabilities) in \$AUD | | | | | |
|------|---|--------|-----|--------|---------|------------|
| | CAD | Euro | IDR | SEK | USD | Total |
| 2023 | 434,060 | 34,228 | 394 | 70,065 | (1,202) | 537,545 |
| 2022 | 16,885,198 | 7,931 | 384 | 70,465 | - | 16,963,978 |

In respect of these CAD, Euro, IDR, SEK and USD foreign currency risk exposures at reporting dates, sensitivities of 10% lower and 10% higher has been applied. With all other variables held constant, post-tax loss and equity would have been affected as follows:

CAD: AUD \$43,406 gain; AUD \$43,406 loss (2022: AUD \$1,688,520 gain; AUD \$1,688,520 loss)

Euro: AUD \$3,423 gain; AUD \$3,423 loss (2022: AUD \$793 gain; AUD \$793 loss)

IDR: AUD \$39 gain; AUD \$39 loss (2022: \$38 gain; AUD \$38 loss)

SEK: AUD \$7,006 gain; AUD \$7,006 loss (2022: AUD \$7,047 gain; AUD \$7,047 loss)

USD: AUD \$120 loss; AUD \$120 gain (2022: nil gain or loss)

Fair value of financial instruments

The Directors consider that the carrying amount of financial assets and financial liabilities recorded in the financial statements approximates their fair value. The shares in a listed company included in the balance of current financial assets are tier 1 financial instrument because they are valued based on quoted prices on a securities exchange.

ASTON MINERALS LIMITED & CONTROLLED ENTITIES**NOTES TO THE FINANCIAL STATEMENTS
FOR THE YEAR ENDED 30 JUNE 2023**

22. Parent entity disclosures

| Financial position | 2023 | 2022 |
|------------------------------|----------------|-------------------|
| | \$ | \$ |
| Assets | | |
| Current assets | 484,512 | 1,595,605 |
| Non-current assets | 260,005 | 16,863,317 |
| Total assets | <u>744,517</u> | <u>18,458,922</u> |
| Liabilities | | |
| Current liabilities | 183,661 | 765,559 |
| Non-Current liabilities | - | - |
| Total liabilities | <u>183,661</u> | <u>765,559</u> |
| Equity | | |
| Issued capital | 139,032,096 | 138,914,666 |
| Accumulated losses | (172,228,636) | (145,846,300) |
| Reserves | 33,757,396 | 24,624,997 |
| Total equity | <u>560,856</u> | <u>17,693,363</u> |
| Financial performance | | |
| Profit/(loss) for the year | (26,382,336) | (23,360,895) |
| Total comprehensive income | (26,382,336) | (23,360,895) |

Refer to Note 23 for executive remuneration commitments of the parent which are the same as the Group.

23. Commitments

The Group has a six-month minimum period for terminating the Executive Chairman without cause, a six month minimum period for terminating the Managing Director without cause, and a three month minimum period for terminating Executive Mining Group Limited (EMG) without cause. This creates an executive services commitment of \$384,199 (30 June 2022: \$219,000).

Funds raised from Canadian flow-through shares are only available to be used for qualifying Canadian mineral exploration expenditure, as disclosed in notes 1(p) and 7. At 30 June 2023, the remaining commitment was \$1,219,920 (\$CAD1,076,567) (\$18,508,534 (\$CAD16,444,833) at 30 June 2022). To the extent that the remaining commitment is not used to incur eligible Canadian exploration expenses by 31 December 2023, premia paid for the tax status of these shares will be refundable to subscribers. The potential refund at 30 June 2023 was \$354,160 (\$CAD312,543) (\$5,373,294 (\$CAD4,774,173) at 30 June 2022) if none of the remaining balance is used to incur eligible Canadian exploration expenses by 31 December 2023, with the potential refund proportion to the amount that remained unexpended.

The Group has no other material commitments.

24. Events Subsequent to Period End

After Balance Date Events

On 25 July 2023, the Company announced firm commitments for a placement to raise \$11,000,000 (before costs) via issues of:

- 142,750,002 shares with an issue price of \$0.06 and issue date of 31 July 2023;
- 18,000,000 Canadian flow-through shares with an issue price of \$0.07 and issue date of 31 July 2023. The \$1,260,000 raised from these shares is committed to be expended on Canadian exploration for critical minerals (including nickel and lithium) before 31 December 2024;
- 19,583,333 shares with an issue price of \$0.06 to directors, subject to shareholder approval; and
- 90,166,667 free attaching options with an exercise price of \$0.09 and expiring 2 years from issue, subject to shareholder approval.

On 26 September 2023, the Company at general meeting received shareholder approval for:

- The ratification of previous share and option issues;
- Director participation in the placement for 19,583,333 shares with an issue price of \$0.06; and
- The issue of 90,166,667 free attaching options for the placements.

No other matters or circumstances have arisen since the end of the financial period which significantly affected or may significantly affect the operations of the Group, the results of those operations, or the state of affairs of the Group in future financial years.

ASTON MINERALS LIMITED & CONTROLLED ENTITIES

DIRECTORS' DECLARATION FOR THE YEAR ENDED 30 JUNE 2023

The Directors of the Company declare that:

1. the financial statements and notes are in accordance with the *Corporations Act 2001* and:
 - a) comply with Accounting Standards and the Corporations Regulations 2001; and
 - b) give a true and fair view of the Company's financial position as at 30 June 2023 and its performance for the year ended on that date; and
 - c) are in accordance with International Financial Reporting Standards, as stated in note 1 to the financial statements; and
2. the Managing Director and Company Secretary have each declared that:
 - a) the financial records of the Company for the financial year have been properly maintained in accordance with section 286 of the *Corporations Act 2001*;
 - b) the financial statements and notes for the financial year comply with the Accounting Standards; and
 - c) the financial statements and notes for the financial year give a true and fair view;
3. in the Directors' opinion, there are reasonable grounds to believe that the Company will be able to pay its debts as and when they become due and payable.

The Directors have been given the declarations required by Section 295A of the Corporations Act 2001 from the Chief Executive Officer and Chief Financial Officer for the financial year ended 30 June 2023.

This declaration is signed in accordance with a resolution of the Board of Directors.



Peter Breese
Chairman
29 September 2023

INDEPENDENT AUDITOR'S REPORT TO THE MEMBERS OF ASTON MINERALS LIMITED

Report on the Audit of the Financial Report

Opinion

We have audited the financial report of Aston Minerals Limited (“the Company”) and its subsidiaries (“the Consolidated Entity”), which comprises the consolidated statement of financial position as at 30 June 2023, the consolidated statement of profit or loss and other comprehensive income, the consolidated statement of changes in equity and the consolidated statement of cash flows for the year then ended, and notes to the financial statements, including a summary of significant accounting policies, and the directors’ declaration.

In our opinion:

- a. the accompanying financial report of the Consolidated Entity is in accordance with the Corporations Act 2001, including:
 - (i) giving a true and fair view of the Consolidated Entity’s financial position as at 30 June 2023 and of its financial performance for the year then ended; and
 - (ii) complying with Australian Accounting Standards and the Corporations Regulations 2001.
- b. the financial report also complies with International Financial Reporting Standards as disclosed in Note 1.

Basis for Opinion

We conducted our audit in accordance with Australian Auditing Standards. Those standards require that we comply with relevant ethical requirements relating to audit engagements and plan and perform the audit to obtain reasonable assurance about whether the financial report is free from material misstatement. Our responsibilities under those standards are further described in the *Auditor’s Responsibilities for the Audit of the Financial Report* section of our report. We are independent of the Consolidated Entity in accordance with the auditor independence requirements of the *Corporations Act 2001* and the ethical requirements of the Accounting Professional and Ethical Standards Board’s *APES 110 Code of Ethics for Professional Accountants* (the Code) that are relevant to our audit of the financial report in Australia. We have also fulfilled our other ethical responsibilities in accordance with the Code.

We believe that the audit evidence we have obtained is sufficient and appropriate to provide a basis for our opinion.

Key Audit Matters

Key audit matters are those matters that, in our professional judgement, were of most significance in our audit of the financial report of the current period. These matters were addressed in the context of our audit of the financial report as a whole, and in forming our opinion thereon, and we do not provide a separate opinion on these matters.

| Key Audit Matter | How our audit addressed the Key Audit Matter |
|--|--|
| <p>Exploration Expenditure</p> <p>As disclosed in note 4 to the financial statements, during the year, the Consolidated Entity incurred exploration expenses of \$14,420,623. Exploration expenditure is a key audit matter due to the significance to the Consolidated Entity's statement of profit or loss and other comprehensive income.</p> | <p>Our procedures included, amongst others:</p> <ul style="list-style-type: none"> • We tested exploration expenditure for the year by evaluating a sample of recorded expenditure for consistency to underlying records, the requirements of the Consolidated Entity's accounting policy and the requirements of AASB 6. |
| <p>Share-Based Payments</p> <p>As disclosed in note 14 to the financial statements during the year the company incurred share-based payments of \$9,117,829.</p> <p>Share-based payments are considered to be a key audit matter due to:</p> <ul style="list-style-type: none"> • The significance of the transactions to the Consolidated Entity's financial position and performance; and • The level of judgement required in evaluating management's application of the requirements of AASB 2 <i>Share-based Payment</i> ("AASB 2"). | <p>Our procedures included, amongst others:</p> <ul style="list-style-type: none"> • Analysed contractual agreements to identify key terms and conditions of the share-based payments issued and relevant vesting conditions in accordance with AASB 2; • Evaluated management's valuation methods and assess the assumptions and inputs used; • Assessed the amount recognised during the period against relevant vesting conditions; and • Assessed the appropriateness of the disclosures included in the relevant notes to the financial statements. |

Other Information

The directors are responsible for the other information. The other information comprises the information included in the Consolidated Entity's annual report for the year ended 30 June 2023, but does not include the financial report and our auditor's report thereon.

Our opinion on the financial report does not cover the other information and accordingly we do not express any form of assurance conclusion thereon.

In connection with our audit of the financial report, our responsibility is to read the other information and, in doing so, consider whether the other information is materially inconsistent with the financial report or our knowledge obtained in the audit or otherwise appears to be materially misstated.

If, based on the work we have performed, we conclude that there is a material misstatement of this other information, we are required to report that fact. We have nothing to report in this regard.

Responsibilities of the Directors for the Financial Report

The directors of the Company are responsible for the preparation of the financial report that gives a true and fair view in accordance with Australian Accounting Standards and the Corporations Act 2001 and for such internal control as the directors determine is necessary to enable the preparation of the financial report that gives a true and fair view and is free from material misstatement, whether due to fraud or error. In Note 1, the directors also state in accordance with Australian Accounting Standard *AASB 101 Presentation of Financial Statements*, that the financial report complies with International Financial Reporting Standards.

In preparing the financial report, the directors are responsible for assessing the Consolidated Entity's ability to continue as a going concern, disclosing, as applicable, matters related to going concern and using the going concern basis of accounting unless the directors either intend to liquidate the Consolidated Entity or to cease operations, or has no realistic alternative but to do so.

Auditor's Responsibilities for the Audit of the Financial Report

Our responsibility is to express an opinion on the financial report based on our audit. Our objectives are to obtain reasonable assurance about whether the financial report as a whole is free from material misstatement, whether due to fraud or error, and to issue an auditor's report that includes our opinion. Reasonable assurance is a high level of assurance, but is not a guarantee that an audit conducted in accordance with the Australian Auditing Standards will always detect a material misstatement when it exists. Misstatements can arise from fraud or error and are considered material if, individually or in the aggregate, they could reasonably be expected to influence the economic decisions of users taken on the basis of this financial report.

As part of an audit in accordance with the Australian Auditing Standards, we exercise professional judgement and maintain professional scepticism throughout the audit. We also:

- Identify and assess the risks of material misstatement of the financial report, whether due to fraud or error, design and perform audit procedures responsive to those risks, and obtain audit evidence that is sufficient and appropriate to provide a basis for our opinion. The risk of not detecting a material misstatement resulting from fraud is higher than for one resulting from error, as fraud may involve collusion, forgery, intentional omissions, misrepresentations, or the override of internal control.
- Obtain an understanding of internal control relevant to the audit in order to design audit procedures that are appropriate in the circumstances, but not for the purpose of expressing an opinion on the effectiveness of the Consolidated Entity's internal control.
- Evaluate the appropriateness of accounting policies used and the reasonableness of accounting estimates and related disclosures made by the directors.
- Conclude on the appropriateness of the directors' use of the going concern basis of accounting and, based on the audit evidence obtained, whether a material uncertainty exists related to events or conditions that may cast significant doubt on the Consolidated Entity's ability to continue as a going concern. If we conclude that a material uncertainty exists, we are required to draw attention in our auditor's report to the related disclosures in the financial report or, if such disclosures are inadequate, to modify our opinion. Our conclusions are based on the audit evidence obtained up to the date of our auditor's report. However, future events or conditions may cause the Consolidated Entity to cease to continue as a going concern.

- Evaluate the overall presentation, structure and content of the financial report, including the disclosures, and whether the financial report represents the underlying transactions and events in a manner that achieves fair presentation.
- Obtain sufficient appropriate audit evidence regarding the financial information of the entities or business activities within the Consolidated Entity to express an opinion on the financial report. We are responsible for the direction, supervision and performance of the Consolidated Entity audit. We remain solely responsible for our audit opinion.

We communicate with the directors regarding, among other matters, the planned scope and timing of the audit and significant audit findings, including any significant deficiencies in internal control that we identify during our audit.

We also provide the directors with a statement that we have complied with relevant ethical requirements regarding independence, and to communicate with them all relationships and other matters that may reasonably be thought to bear on our independence, and where applicable, related safeguards.

From the matters communicated with the directors, we determine those matters that were of most significance in the audit of the financial report of the current period and are therefore the key audit matters. We describe these matters in our auditor's report unless law or regulation precludes public disclosure about the matter or when, in extremely rare circumstances, we determine that a matter should not be communicated in our report because the adverse consequences of doing so would reasonably be expected to outweigh the public interest benefits of such communication.

Report on the Remuneration Report

We have audited the Remuneration Report included in the directors' report for the year ended 30 June 2023. The directors of the Company are responsible for the preparation and presentation of the remuneration report in accordance with s 300A of the Corporations Act 2001. Our responsibility is to express an opinion on the remuneration report, based on our audit conducted in accordance with Australian Auditing Standards.

Auditor's Opinion

In our opinion, the Remuneration Report of the Company, for the year ended 30 June 2023, complies with section 300A of the Corporations Act 2001.



HALL CHADWICK WA AUDIT PTY LTD



D M BELL CA

Director

Dated this 29th day of September 2023
Perth, Western Australia

ASX Additional Information

Shareholder Information

The following information is based on share registry information processed up to 23 October 2023.

Distribution of Fully Paid Ordinary Shares

The number of holders, by size of holding, for fully paid ordinary shares, including shares subject to voluntary escrow, in the Company is:

| Spread of Holders | Number of Holders | Number of Shares |
|-------------------|-------------------|----------------------|
| 1 – 1,000 | 251 | 79,328 |
| 1,001 – 5,000 | 427 | 1,472,924 |
| 5,001 – 10,000 | 494 | 3,986,512 |
| 10,001 – 100,000 | 1,680 | 70,494,260 |
| 100,001 and over | 910 | 1,219,031,245 |
| Total | 3,762 | 1,295,064,269 |

Based on the closing price of the Company's shares on 23 October 2023, there are 1,377 holders of unmarketable parcels comprising a total of 8,027,815 ordinary shares amounting to 0.62% of issued capital.

Twenty Largest Holders of Quoted Shares (ungrouped)

| | Shareholder | Number Held | % |
|----|---|--------------------|--------------|
| 1 | BT Portfolio Services Ltd <Cranston Super Fund A/C> | 74,227,745 | 5.73 |
| 2 | Mr Robert Andrew Jewson | 73,901,489 | 5.71 |
| 3 | JP Morgan Nominees Australia Pty Limited | 52,218,001 | 4.03 |
| 4 | Bilgi Investments Pty Ltd | 39,564,564 | 3.06 |
| 5 | Ponderosa Investments WA Pty Ltd <The Ponderosa Investment A/C> | 34,467,032 | 2.66 |
| 6 | Sisu International Pty Ltd | 32,842,458 | 2.54 |
| 7 | Citicorp Nominees Pty Limited | 30,256,668 | 2.34 |
| 8 | Gondwana Investment Group Pty Ltd <Kumova Family S/F A/C> | 30,000,000 | 2.32 |
| 9 | A22 Pty Limited | 28,000,000 | 2.16 |
| 10 | Kingslane Pty Ltd <Cranston Super Pension A/C> | 28,000,000 | 2.16 |
| 11 | BNP Paribas Nominees Pty Ltd <Global Markets DRP> | 27,354,823 | 2.11 |
| 12 | HSBC Custody Nominees (Australia) Limited | 22,683,760 | 1.75 |
| 13 | Kitara Investments Pty Ltd <Kumova Family 1 Trust A/C> | 19,916,667 | 1.54 |
| 14 | Konkera Pty Ltd <Konkera Family A/C> | 18,420,513 | 1.42 |
| 15 | Mr Tolga Kumova | 17,241,379 | 1.33 |
| 16 | Aoustere Pty Ltd | 16,580,145 | 1.28 |
| 17 | Spasevski Holdings Pty Ltd <Spasevski Holdings No 2 A/C> | 15,187,718 | 1.17 |
| 18 | HSBC Custody Nominees (Australia) Limited | 14,762,138 | 1.14 |
| 19 | Mr Lee Lindsay Burkett <Lee Burkett Family A/C> | 14,429,500 | 1.11 |
| 20 | BNP Paribas Nominees Pty Ltd <IB AU Noms RetailClient DRP> | 11,638,095 | 0.90 |
| | Total | 601,692,695 | 46.46 |

There are 1,295,064,269 ordinary fully paid shares currently listed on the Australian Securities Exchange held by 3,762 shareholders. There is no current on-market buy back taking place.

Unquoted Equity Securities

| Class | Quantity | Number of Holders |
|---|-------------|-------------------|
| Options exercisable at \$0.10 each on or before 22 December 2023 | 25,000,000 | 1 |
| Options exercisable at \$0.15 each on or before 22 December 2023 | 25,000,000 | 1 |
| Options exercisable at \$0.29 each on or before 10 August 2024 | 13,917,044 | 9 |
| Options exercisable at \$0.20 each on or before 28 March 2025 | 92,000,000 | 4 |
| Options exercisable at \$0.15 each on or before 4 April 2026 | 110,000,000 | 2 |
| Options exercisable at \$0.09 each on or before 16 October 2025 | 90,166,686 | 92 |
| Rights vesting at \$0.20 and 12 months service expiring 1 July 2024 | 1,500,000 | 1 |
| Rights vesting at \$0.25 and 18 months service expiring 1 July 2024 | 1,500,000 | 1 |
| Rights vesting at \$0.30 and 24 months service expiring 1 July 2024 | 1,500,000 | 1 |

Holdings of Unquoted Securities Holding More than 20% of Each Class

| Class | Holder | Quantity |
|---|---|--|
| Options exercisable at \$0.10 each on or before 22 December 2023 | Dale Ginn | 25,000,000 |
| Options exercisable at \$0.15 each on or before 22 December 2023 | Dale Ginn | 25,000,000 |
| Options exercisable at \$0.29 each on or before 10 August 2024 | CG Nominees (Australia) Red Cloud Securities Inc | 3,084,286 2,917,241 |
| Options exercisable at \$0.20 each on or before 28 March 2025 | Dale Ginn Robert Jewson Kitara Investments Pty Ltd | 30,000,000 30,000,000 30,000,000 |
| Options exercisable at \$0.15 each on or before 4 April 2026 | Russell & Mandy Bradford Executive Mining Group Ltd | 55,000,000 55,000,000 |
| Rights vesting at \$0.20 and 12 months service expiring 1 July 2024 | Malone Corporate Services Pty Ltd | 1,500,000 |
| Rights vesting at \$0.25 and 18 months service expiring 1 July 2024 | Malone Corporate Services Pty Ltd | 1,500,000 |
| Rights vesting at \$0.30 and 24 months service expiring 1 July 2024 | Malone Corporate Services Pty Ltd | 1,500,000 |

Voting Rights - Fully Paid Ordinary Shares

Every shareholder present in person or by proxy, attorney or representative has one vote on a show of hands, and on a poll, one vote for each fully paid share.

Substantial Holders

The Company notes the following substantial shareholder notices have been given to the Company under the Corporations Act:

| Substantial Shareholder | Number Held |
|-------------------------|-------------|
| Mr Tolga Kumova | 139,565,068 |
| Mr Robert Jewson | 75,625,626 |

Schedule of Mining Tenements

Edlestone Project, Ontario Canada – 100% interest, all granted

| Claim Identification Numbers | | | | | |
|------------------------------|---------------|---------------|---------------|---------------|-----------------|
| 100789-100792 | 149584-149585 | 197703 | 234046 | 271239-271240 | 315038 |
| 104781-104782 | 150138 | 198493 | 235000 | 271653-271654 | 315416 |
| 104804-104807 | 150615 | 198694 | 239445 | 273834 | 315433 |
| 105644 | 156624 | 198909 | 233974 | 280848-280849 | 316459 - 316461 |
| 106128-106129 | 154452-154453 | 201508 | 234046 | 281136-281137 | 319396 |
| 108337-108338 | 155112 | 201510 | 235000 | 281959 | 324763-324765 |
| 108729 | 156203-156204 | 201512-201513 | 239445 | 281997 | 326614 |
| 109281-109282 | 15778 | 202907-202908 | 240408 | 285869 | 327126 |
| 109504 | 158101-158102 | 203240-203241 | 240594 | 286626-286627 | 327360 |
| 110872-110873 | 158432 | 204027 | 240706 | 287879 | 328400-328401 |
| 112030 | 159246 | 204480 | 240798 | 288103 | 330742-330743 |
| 113725 | 160394-160395 | 205241 | 240967-240968 | 288210 | 331883-331884 |
| 114516 | 162229 | 206185 | 241015 | 288605 | 332871 |
| 114773 | 165041-165042 | 208438 | 241336-241338 | 289227 | 333389 |
| 115253 | 166388-166389 | 209563 | 242664 | 290047 | 335880 |
| 117629 | 167299 | 209572-209573 | 243981 | 290063 | 336237 |
| 119426 | 168680 | 210073 | 245856 | 290156 | 336975 |
| 119947 | 172435 | 211263 | 245940-245941 | 291071-291072 | 339757-339758 |
| 121839-121840 | 172717 | 211746 | 246936 | 293612 | 340811 |
| 122129 | 172850 | 214431 | 247502 | 293982 | 342665 |
| 122322 | 173713 | 215123 | 248133-248136 | 293983 | 343128 |
| 122685 | 173982 | 215407 | 248452 | 294096 | 344470-344471 |
| 122943 | 174596-174598 | 216455 | 248465 | 294952 | 344984-344985 |
| 126743 | 174845-174846 | 216897 | 248564 | 295239 | 566393 |
| 126917 | 175938 | 216987 | 248987 | 295855 | 582951-582952 |
| 126919 | 176398 | 219882 | 249066-249067 | 296115 | 592768 – 593035 |
| 127324-127325 | 178150 | 221639 | 249500 | 297194 | 593786 - 593799 |
| 127916 | 178899-178900 | 221642 | 251403 | 299460 | 594573 |
| 127939 | 179374 | 222520-222522 | 251981 | 300620 | 594576 |
| 129302 | 179406 | 222540 | 252346-252347 | 302189 | 594580 |
| 132923-132924 | 181092 | 224085 | 255039 | 302491 | 594594 – 594642 |
| 134141 | 182322 | 227352 | 256688 | 304326 | 594663 – 595083 |
| 134194-134195 | 186332 | 227464 | 258479 | 306078-306081 | 595987 -596003 |
| 134430 | 188934 | 228124 | 258787 | 306773 | 596013 - 596033 |
| 137622 | 190057 | 228555 | 260029 | 307740 | 596004 - 596011 |
| 138031 | 190279-190281 | 228670-228671 | 260456 | 307846-307847 | 596012 |
| 138790-138792 | 190763 | 228918 | 260475-260476 | 307979-307980 | 611945 - 611952 |
| 139409 | 191291-191292 | 228920 | 261638 | 309399 | 611956 - 611986 |
| 139772-139773 | 191393 | 230015 | 261945 | 309747-309748 | 612743 - 612767 |
| 140781 | 191424 | 230539 | 264177 | 312043-312044 | 641082 – 641101 |
| 140802 | 191936 | 230740 | 265154 | 312046 | 642377 – 642503 |
| 140818 | 194367 | 233160 | 267721-267722 | 313845 | 642568 – 642598 |
| 144094-144095 | 197660 | 233974 | 271066 | 314589-314591 | 654902 - 654956 |

European Assets

| Project | Country | Tenement Identification | Status | Interest |
|---------------|----------|-------------------------|---------|----------|
| Dobsina | Slovakia | 2466/2017-5.3 | Granted | 100% |
| Rejdova | Slovakia | 7007/2017-5.3 | Granted | 100% |
| Rakovec | Slovakia | 7586/2017-5.3 | Granted | 100% |
| Gapel | Slovakia | 7926/2017-5.3 | Granted | 100% |
| Kolba | Slovakia | 4207/2017-5.3 | Granted | 100% |
| Kotlinec | Slovakia | 4314/2018-5.3 | Granted | 100% |
| Medzev | Slovakia | 4316/2018-5.3 | Granted | 100% |
| Fabianka | Slovakia | 10240/20185.3 | Granted | 100% |
| Jouhineva | Finland | ML2017.0030 | Granted | 100% |
| Basinge | Sweden | Basinge nr 1 | Granted | 100% |
| Ekedalsgruvan | Sweden | Ekedalsgruvan nr 1 | Granted | 100% |
| Ruda | Sweden | Ruda nr 3 | Granted | 100% |