

PENTANET

5GG INVESTOR UPDATE

Q2FY24



DISCLAIMER

IMPORTANT: You must read the following before continuing.

Summary information in relation to Pentanet Limited.

This presentation contains summary information about Pentanet Limited (ACN 617 506 279) ("Company"), its subsidiaries and their activities which is current as at the date of this presentation, unless otherwise indicated. The information in this presentation remains subject to change without notice, and the Company is not responsible for updating, nor does it undertake to update it.

Industry data - Certain market and industry data used in connection with or referenced in this presentation, including in relation to other companies in the Company's peer group, may have been obtained from public filings, research, surveys or studies made or conducted by third parties, including as published in industry-specific or general publications. Neither the Company nor its advisors or their respective representatives, have independently verified any such market or industry data.

Not financial product advice - This presentation, and the information provided in it, does not constitute, and is not intended to constitute, investment or financial product advice (nor tax, accounting or legal advice). This presentation should not be relied upon as advice to investors or potential investors and has been prepared without taking account of any person's individual investment objectives, financial situation or particular needs. Any investment decision should be made based solely upon appropriate due diligence. Before making an investment decision, prospective investors should consider the appropriateness of the information having regard to their own investment objectives, financial situation and needs and seek legal, accounting and taxation advice appropriate to their jurisdiction. Recipients of this presentation are advised to consult their own professional advisers. An investment in the Company is subject to significant risks, both known and unknown and including (without limitation) risks of loss of income and capital. A number of risks are beyond the control of the Company.

Future performance, forward-looking statements and key risks - This presentation contains certain "forward-looking statements". Forward-looking statements can generally be identified by the use of forward looking words such as "forecast", "likely", "believe", "future", "project", "opinion", "guidance", "should", "could", "target", "propose", "to be", "foresee", "aim", "may", "will", "expect", "intend", "plan", "estimate", "anticipate", "continue", "indicative" and "guidance", and other similar words and expressions, which may include, without limitation, statements regarding plans, strategies and objectives of management, anticipated dates, expected costs or outputs for the Company. To the extent that this presentation contains forward-looking information (including forward-looking statements, opinions or estimates), the forward-looking information is subject to a number of risk factors, including those generally associated with the telecommunications industry. Any such forward-looking statement also inherently involves known and unknown risks, uncertainties and other factors that may cause actual results, performance and achievements to be materially greater or less than estimated.

Any forward-looking statements are also based on assumptions and contingencies which are subject to change without notice and which may ultimately prove to be materially incorrect, as are statements about market and industry trends, which are based on interpretations of current market conditions. Investors should consider the forward-looking statements contained in this presentation in light of those disclosures and not place reliance on such statements. The forward-looking statements in this presentation are not guarantees or predictions of future performance and may involve significant elements of subjective judgment, assumptions as to future events that may not be correct, known and unknown risks, uncertainties and other factors, many of which are outside the control of the Company. As a result, there can be no assurance that actual outcomes will not materially differ from these forward-looking statements. The forward-looking statements are based on information available to the Company as at the date of this presentation. Except as required by law or regulation, the Company undertakes no obligation to provide any additional or updated information or update any forward-looking statements, whether as a result of new information, future events or results or otherwise.

Indications of, and guidance on, future performance are also forward-looking statements, and include statements in this presentation regarding expected or indicative costs, indicative revenues, indicative outputs and anticipated dates. To the maximum extent permitted by law, the Company, its advisors and their respective directors, officers, employees, advisers, agents and intermediaries (together, "Relevant Parties") disclaim any obligation or undertaking to release any updates or revisions to the information to reflect any change in expectations or assumptions, or any change in events, conditions or circumstances on which any such information or statement is based. Nothing in this presentation will, under any circumstances (including by reason of this presentation remaining available and not being superseded or replaced by any other presentation or publication with respect to the Company or the subject matter of this presentation), create an implication that there has been no change in the affairs of the Company since the date of this presentation.






To the maximum extent permitted by law, the Relevant Parties make no representation or warranty (express or implied) as to the fairness, accuracy, reliability, currency, reasonableness or completeness of the contents of this presentation or any other information (whether written or verbal) that the Relevant Parties otherwise provide to the recipient. The recipient may not rely on the contents of the presentation or any information in it in making any decision to invest or acquire an interest in the Company or its assets. To the maximum extent permitted by law, the Relevant Parties are not liable for any direct, indirect or consequential loss or damage suffered (whether foreseeable or not) by any person (whether arising from negligence or otherwise) as a result of relying on this presentation or the information in it, any errors therein or omissions therefrom, or any other written or oral communications transmitted to the recipient in the course of its evaluation of the Company, or otherwise in connection with this presentation or the information in it.

Investment risk - As noted above, an investment in the Company's securities is subject to investment and other known and unknown risks, a number of which are beyond the control of the Company. The Company (nor its related bodies corporate) does not guarantee any particular rate of return or the performance of the Company, nor does it guarantee the repayment of capital from the Company or any particular tax treatment. Prospective investors should make their own enquiries and investigations regarding all information in this presentation, including but not limited to the assumptions, uncertainties and contingencies which may affect future operations of the Company and the impact that different future outcomes may have on the Company.

Not an offer - This presentation is for information purposes only and does not constitute or form any part of any offer or invitation to sell or issue, or any solicitation of any offer to purchase or subscribe for, any securities in the Company in any jurisdiction. This presentation and its contents must not be distributed, transmitted or viewed by any person in any jurisdiction where the distribution, transmission or viewing of this document would be unlawful under the securities or other laws of that or any other jurisdiction.

1HFY24 Key Strategic Objectives Update

TELECOMMUNICATIONS

-  EBITDA+ (breakeven maintained across 1HFY24)
-  Rollout of 5G infrastructure to a total of 8 towers to enable 5G launch
-  Commercial launch of 5G wireless services for residential and business subscribers
-  Greenfield neXus deployment planning completed
-  Overhaul/simplification of plans and launch of new website for optimised user experience and automation

CLOUD GAMING

-  EBITDA+
-  Installation and commercial launch of Gen3 GeForce NOW hardware, allowing higher tier plans
-  Launch of Optus SubHub integration for retail push of paid subscriber growth



Telecommunications Update

RETURNING TO GROWTH

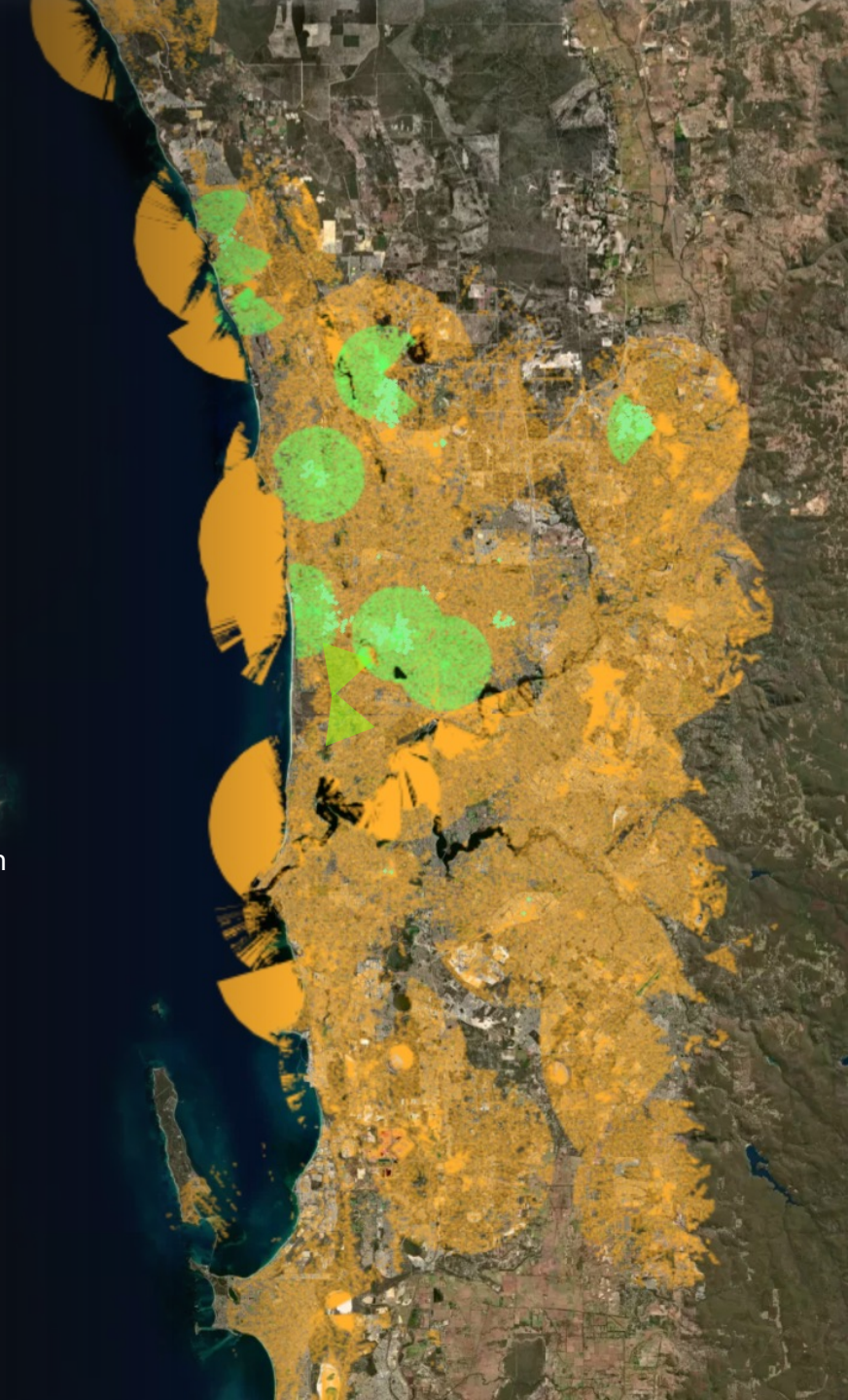
- On-net run rate showed improvement within the six-week window from 5G launch
- Overall churn slowed marginally, expected to decrease with new retention initiatives
- New nbn@ pricing launched 1 Jan 2024 in line with Special Access Undertaking (SAU)
- Fibre to the Premises upgrade program now live for off-net areas

ON-NET SERVICE OFFERING

- 8 towers with 5G Infrastructure utilising 5G 26GHz mm Wave Spectrum deployed and live
- New wireless plans launched end October 2023 allowing six-week installation period before Xmas
- neXus greenfield deployment strategy has commenced based on the finalised network topology design for optimal performance and redundancy

FINANCIAL STRATEGY

- Utilise \$5.95m Cambium 'Network-as-a-Service' (NaaS) vendor financing for 5G rollout
- NaaS model spreads 5G CAPEX over 48 months and covers both tower and customer infrastructure
- neXus rollout utilises existing hardware stock
- Targeting to retain average +85% gross margin and ~\$89 ARPU for on-net services



Telecommunications Growth

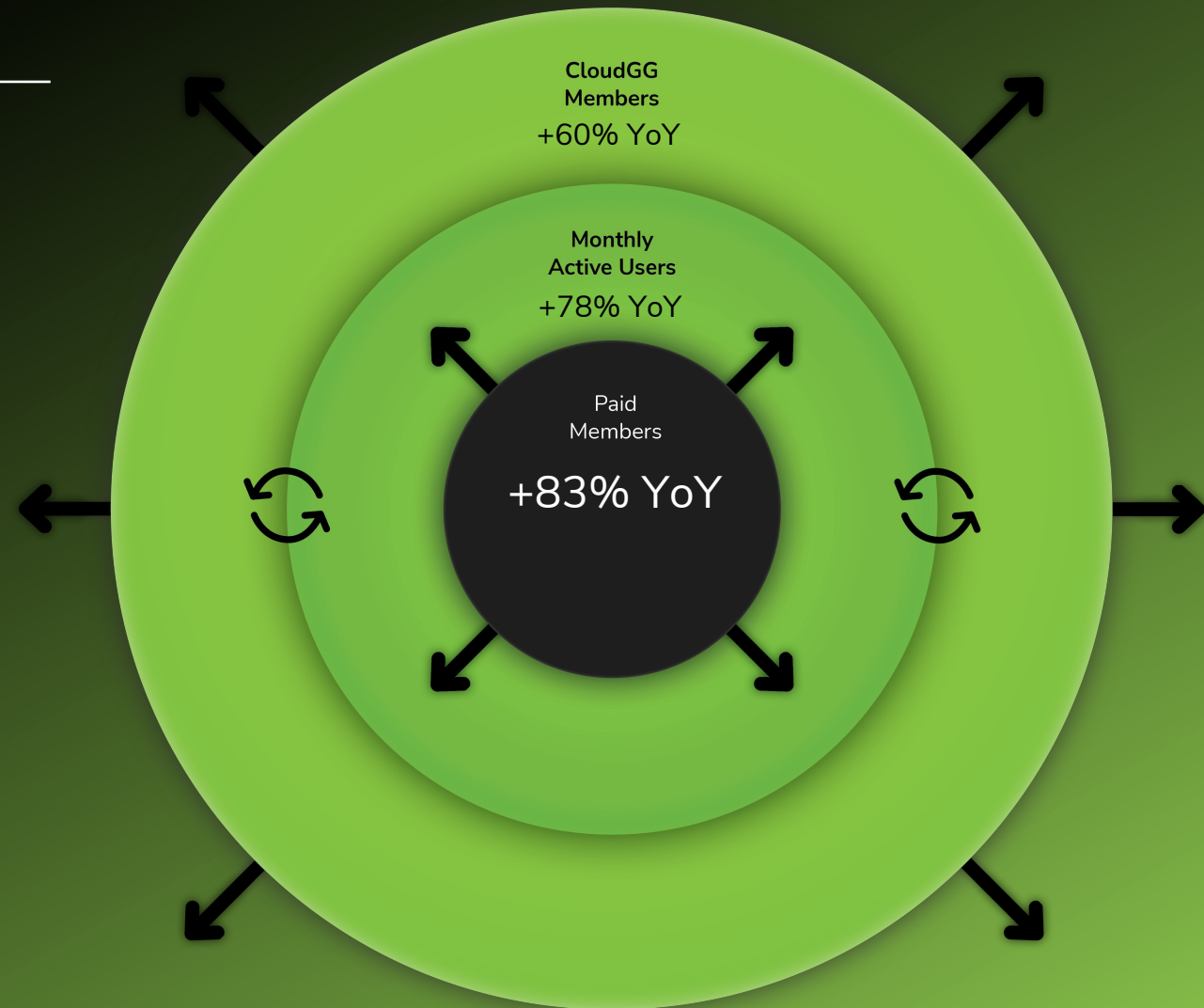
KEY METRICS

- Q2FY24 closed with a total of 17,100 subscribers
- On-net subscriber installs were up 24% QoQ, for the six weeks following 5G Fixed Wireless launch end October 2023 - Xmas
- On-net customers now constitute 40% of total subscribers (39%: Q1FY24)
- Churn rate decreased to 1.43% per month.
- Strategies in place to further decrease churn, with retention initiatives and new pricing strategies in 2HFY24
- Blended ARPU increased to \$93 (Q1FY24: \$91)
- On-net ARPU decreased to \$87 (Q1FY24: \$88) due to new competitive on-net plans
- On-net margin remained stable at 90%
- Offnet (nbn®) growth expected to return 2HFY24 with new pricing launched Jan 1st, in-line with more competitive wholesale costs
- Off-net margin increased to 21% (Q1FY24: 19%) with new nbn® SAU pricing

	Q1FY24			Q2FY24		
Subscribers	On-net	Off-net	Total	On-net	Off-net	Total
Opening Balance	6,692	10,362	17,054	6,762	10,364	17,126
Gross New Subscribers	302	519	821	375	335	710
Churn	(232)	(517)	(749)	(255)	(481)	(736)
Average Monthly Churn	1.15%	1.66%	1.5%	1.24%	1.56%	1.43%
Closing Balance	6,762	10,364	17,126	6,882	10,218	17,100

Gaming Update

- CloudGG users grow between 3% and 4% per month
- CloudGG users cycle between active Trial or paid memberships
- GeForce NOW RTX3080 SuperPOD infrastructure for 4K gameplay experiences now live with new 'Ultra' plan launched
- GeForce NOW now live on Optus SubHub
- Exclusive distribution right for GeForce NOW in Australia maintained
- Integration with Samsung Gaming Hub, LG TVs, Google Chromebook, and Microsoft's Xbox PC Game Pass expands the potential user base and library of supported games
- Capitalise on upcoming Microsoft's owned-content via Xbox Game Pass integration, like Call of Duty series (launched December 2023)

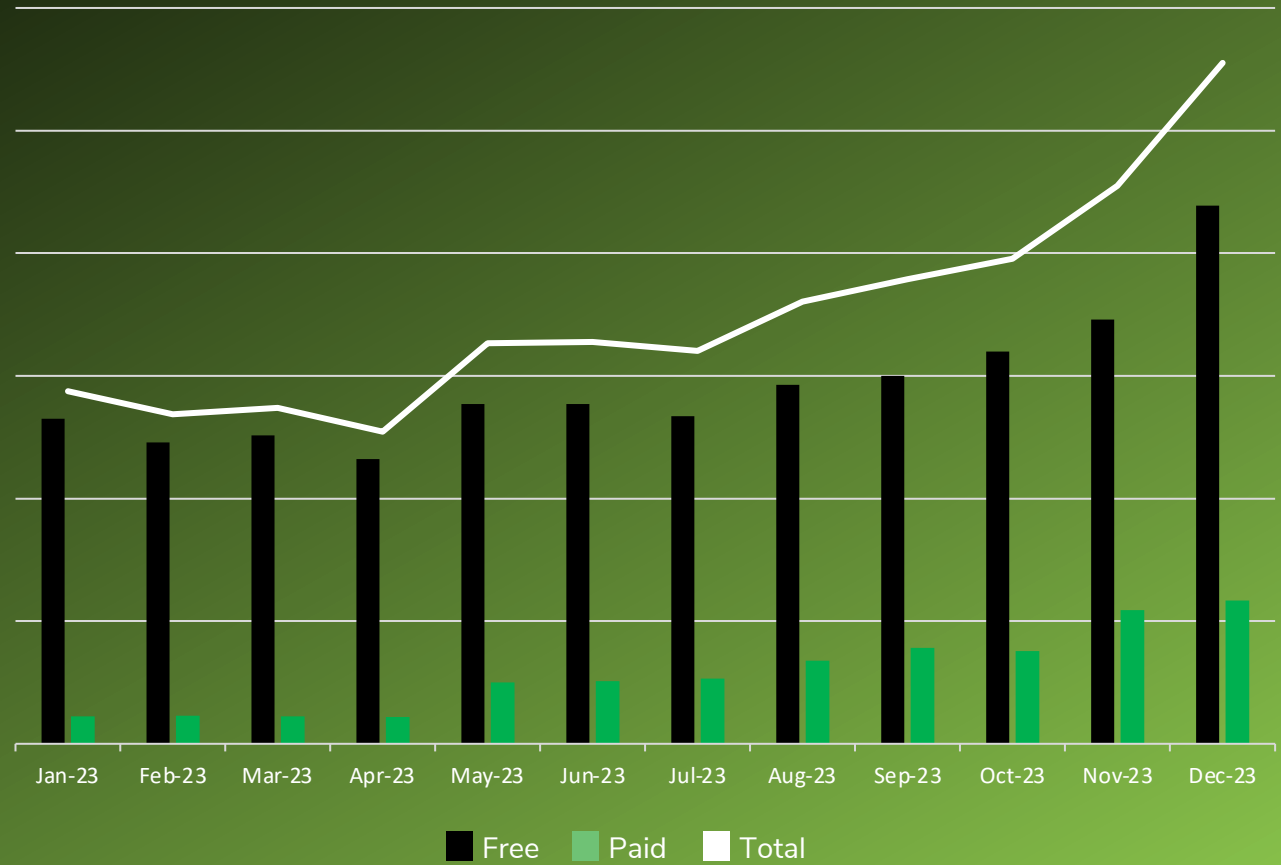


Gaming Revenue Growth

KEY METRICS

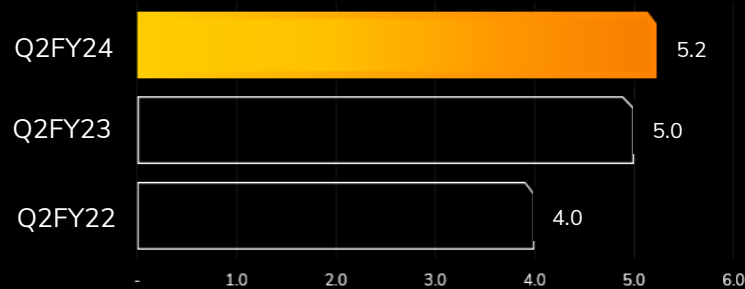
- EBITDA+ achieved in Q2FY24
- ARPU remained consistent at \$13
- Gaming subscription revenue up 51% to \$0.4m QoQ
- CloudGG paid subscriptions increased by 52% QoQ
- CloudGG total membership growth up 52% QoQ to 490,000+

GeForce NOW Monthly Active Users Jan-Dec 2023



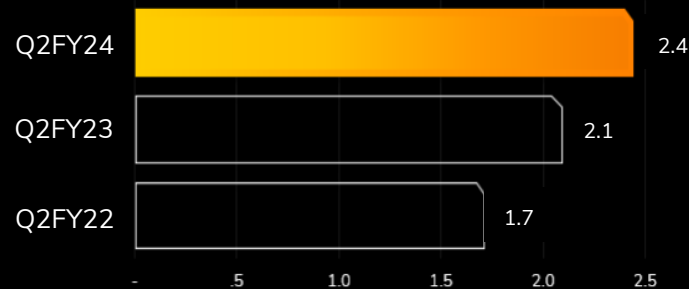
Q2 Financial Update

REVENUE \$'M (PcP)



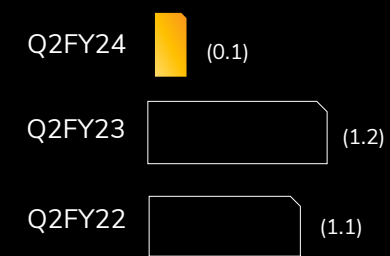
- Revenue up 5% to \$5.2m.
- Telco revenue up 1% to \$4.6m.
- Telco recurring revenue up 2%, impacted by increase in neXus and fibre service revenue.
- Gaming segment revenue up 86% to \$0.4m, impacted by 83% growth in paid memberships.
- Gaming segment revenue includes SubHub development funding.

GROSS PROFIT \$'M (PcP)



- Consolidated gross profit increased by 17% on PcP to \$2.4m.
- Gross margin of 47%, up 13% on PcP with off-net to on-net conversions and off-net price increases.
- Gaming segment gross profit increased by 178% on PcP to \$0.1m.
- Gaming segment paid membership base covering fixed monthly recurring cost.

EBITDA \$'M (PcP)

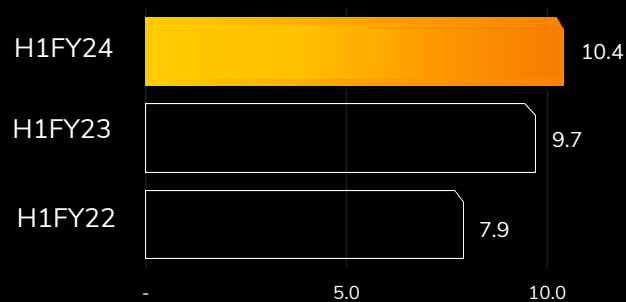


- 93% decrease in EBITDA loss.
- 18% decrease in overheads.
- 33% decrease in marketing expenses.
- 29% decrease in general company overheads.
- 14% reduction in employee-related costs.



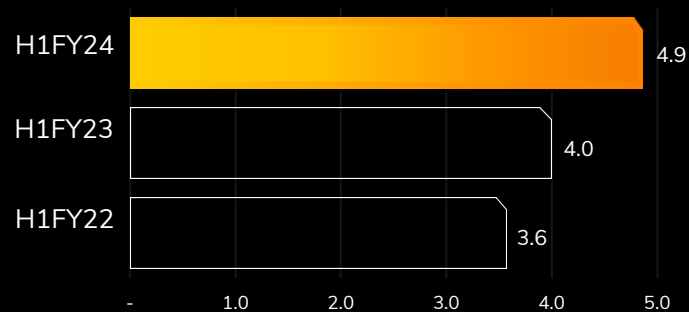
H1 Financial Update

REVENUE \$'M (PcP)



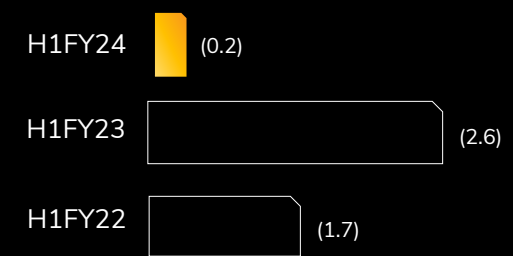
- H1 revenue increased by 7% to \$10.4m.
- Telco segment revenue grew by 3% to \$9.5m, Telco segment saw 5% increase in recurring revenue to \$9.1m, attributed to 45% increase in fibre and 3% increase in on-net revenue.
- Recurring revenue now constitutes 96% of total revenue.
- GFN subscription revenue increased by 75% to \$0.7m, aligning with paid memberships growth.

GROSS PROFIT \$'M (PcP)



- H1 gross profit up 22% on PcP to \$4.9 million, with a gross margin of 47%.
- Telco gross profit increased 8% to \$4.6m with a 48% gross margin, impacted by off-to-on-net conversion and reduced wholesale costs.
- Gaming gross profit increased 212% to \$0.3 million with a 30% gross margin, driven by an 83% growth in paid GFN memberships exceeding early-stage fixed costs.

EBITDA \$'M (PcP)







- Telecommunications and gaming segments achieved a third consecutive quarter of breakeven EBITDA.
- Overhead costs decreased 22% to \$5.4m
- Reduction in EBITDA led by a 43% decrease in marketing expenses and a 28% decrease in general company overheads.
- Result of key financial improvements driven by reduced overhead costs.






2HFY24 Key Strategic Summary

TELECOMMUNICATIONS

-  EBITDA+
-  Accelerated marketing investment for new on-net/off-net product offerings.
-  Install and commercialise neXus builds in planned greenfield deployment areas.
-  Improved customer retention and churn management strategies.

CLOUD GAMING

-  EBITDA+ (*& Continued paid user growth*)
-  Leverage additional revenue streams/commercialisation opportunities.
-  Ongoing marketing strategies around new key titles coming to the platform.



PENTANET

Unit 2, 8 Corbusier Place
Balcatta WA 6021

+61 8 9466 2672
investors@pentanet.com.au

ASX: **5GG**
pentanet.com.au/investor-centre

