

# CHANGING THE GAME IN LEONORA GOLD, **BASE METALS** AND BEYOND

RIU Explorers | Fremantle

15 February 2024



# CORPORATE | ROBUST CAPITAL STRUCTURE

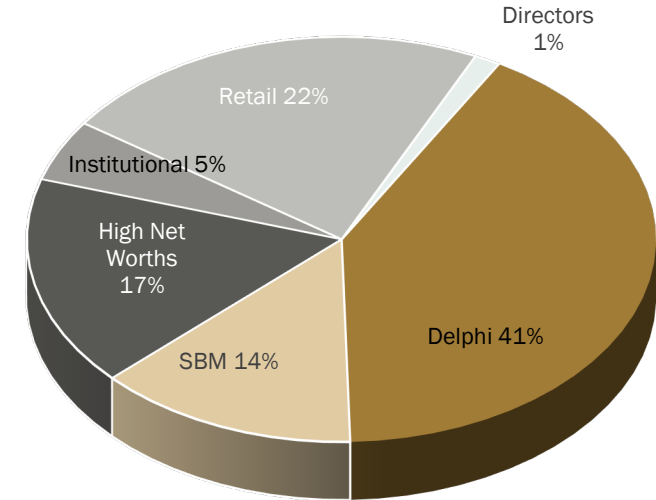
## ASX: KIN

Share price (14/2/2024)	A\$0.074
Ordinary shares on issue	1,178M
Market Capitalisation	\$87M
Cash (\$2.8M at 31/12/23 plus \$15.0M received 8/2/24)	\$17.8M
Liquid Assets (38M GMD shares @ 14/2/24)	\$57.8M
Debt	Nil
Liquidity (avg. daily traded shares)	0.4M

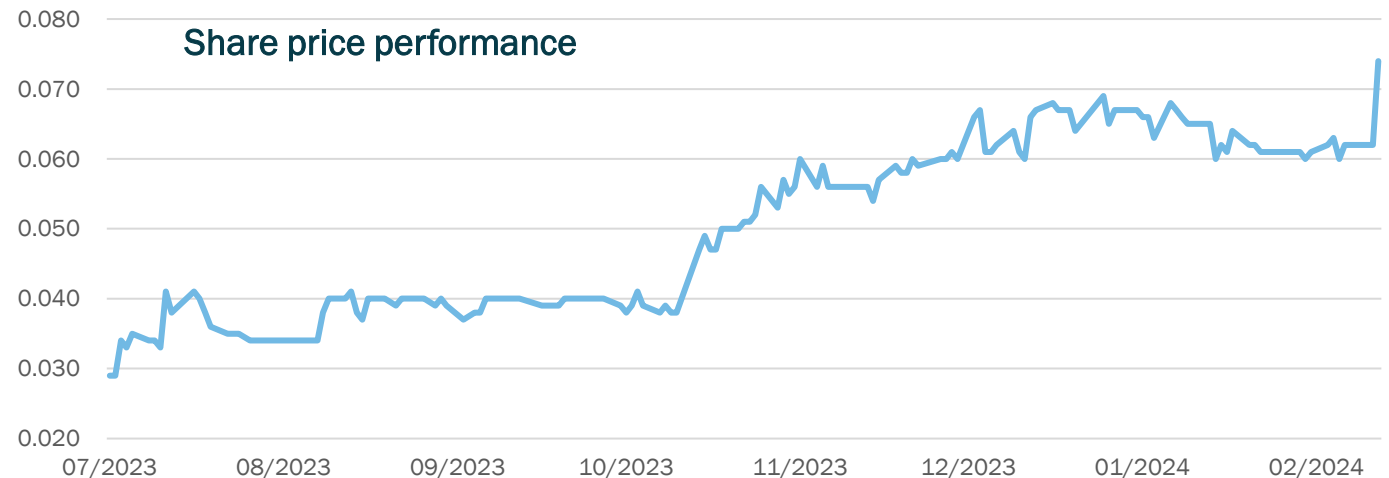
## Board of Directors

Rowan Johnston	Executive Chairman
Joe Graziano	Non-Executive Director
Nicholas Anderson	Executive Director
Hansjoerg Plaggemars	Non-Executive Director

## Shareholders



## Share price performance



# WHY KIN? | KEY INVESTMENT FUNDAMENTALS

## People

- **Highly experienced team:** Proven track record of success
- **Transformative deals:** Oversaw recent deals with Genesis Minerals (ASX: GMD)

## Platform

- **\$75M in cash & liquids:** Unique position of strength in current climate
- **Trading at a discount:** Significant discount to cash and asset backing.
- **Funded for growth:** Base metals, gold, corporate

## Projects

- **Cardinia:** Significant 932koz Resource base – permitting well advanced
- **Albus Base Metal Discovery** – Exciting new VHMS discovery at Cardinia
- **Emerging VHMS 'Camp' Potential:** Potential for 'clusters' of VHMS deposits
- **Drilling now:** Active exploration targeting both base metals and gold



Kin has embarked on a period of transformative growth, sparked by recent transactions and discovery success.

# BOARD & MANAGEMENT | EXPERIENCED, CAPABLE, FOCUSED

**Rowan Johnston**  
Executive Chairman



- Highly experienced mining engineer
- Numerous board roles
- Track record of operating and turnaround success

**Hansjoerg Plaggemars**  
Non-Executive Director



- International experience
- Strong corporate finance, strategy & governance background
- Professional director across a range of industries

**Joe Graziano**  
Non-Executive Director



- Chartered Accountant
- Experienced Corporate and Company Secretary
- Experienced professional Board member and corporate advisor

**Nicholas Anderson**  
Executive Director -  
Business Development



- Chemical Engineer
- Finance and Business Executive
- Extensive funding and due diligence expertise

**Steven Jones**  
CFO & Company Secretary



- Chartered Accountant with 25+ years experience
- Extensive mining industry experience, including in investor relations, feasibilities & permitting

**Leah Moore**  
Exploration Manager

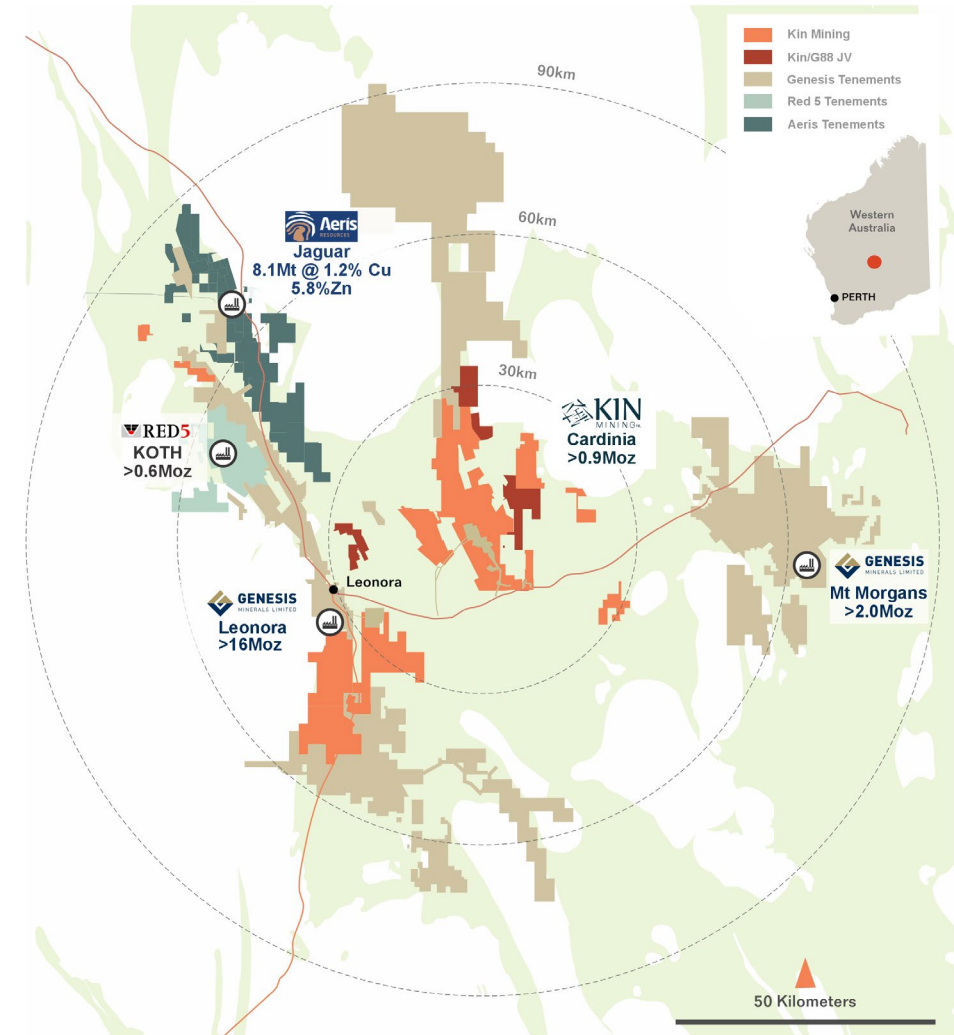


- Geologist with +15 years experience
- Previously with Bellevue Gold, overseeing resource growth from 1Moz to 3Moz



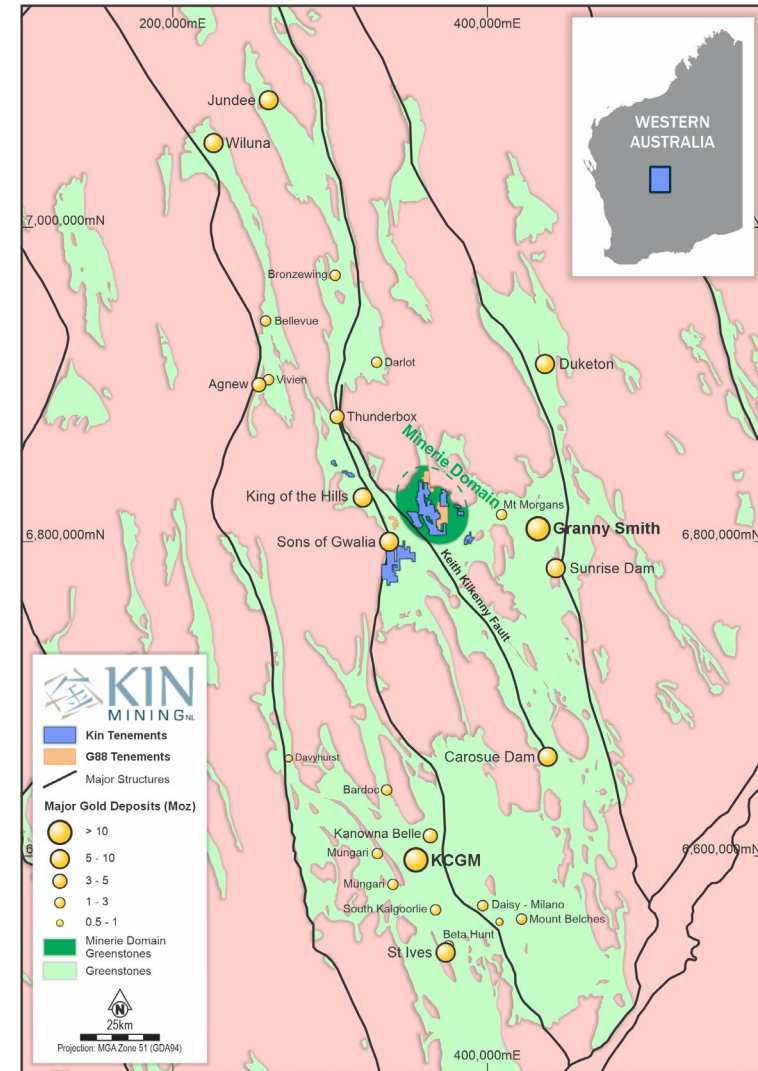
# STRATEGY | AN EXCEPTIONAL PLATFORM FOR GROWTH

- Market Cap up to \$87M (doubled in 6 months)
- Cash and liquid assets of A\$75 million
  - Follows strategic divestment of 610koz for \$88/oz to Genesis Minerals (\$53.5M – cash & scrip)
- Retained 932koz – close to local processing plants
  - East Cardinia: 475k oz @ 1.42 g/t
  - Mertondale: 457k oz @ 1.22 g/t
- Recent VHMS discovery with multiple horizons could prove to be a game-changer
- Potential for deeper, higher grade gold discoveries from new technical studies



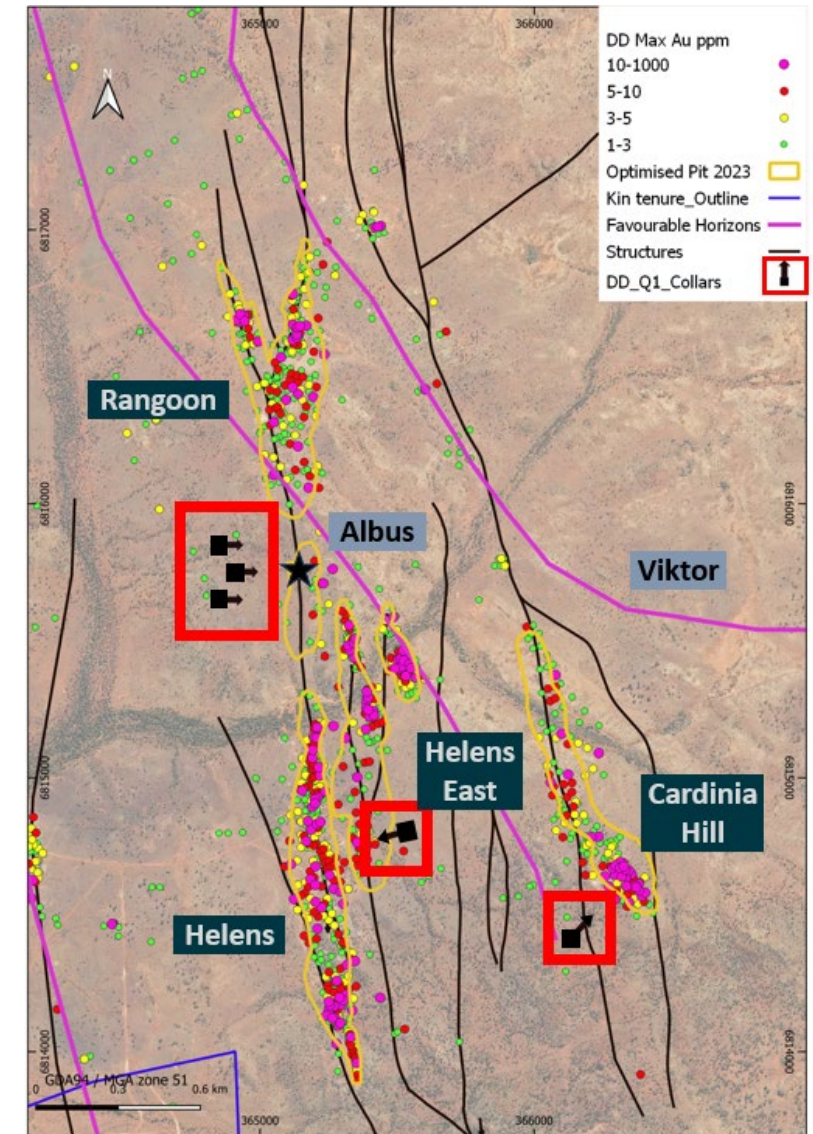
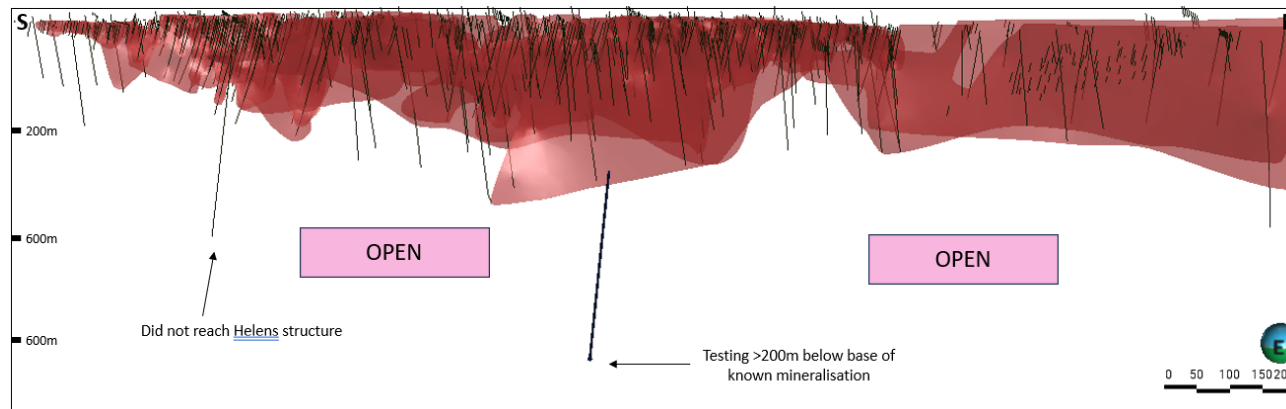
# MINERIE DOMAIN | CHANGING THE GAME

- District re-think worked
- VHMS discovery at Albus opens entirely new region
- Leading to new discoveries in old areas
- Exploration-driven approach
  - Make quick decisions
  - Think outside the box
- New data layers will also improve target quality for gold
- Strong news-flow and further growth anticipated
- Utilise best in field expertise



# EXPLORATION | NEXT SIX MONTHS

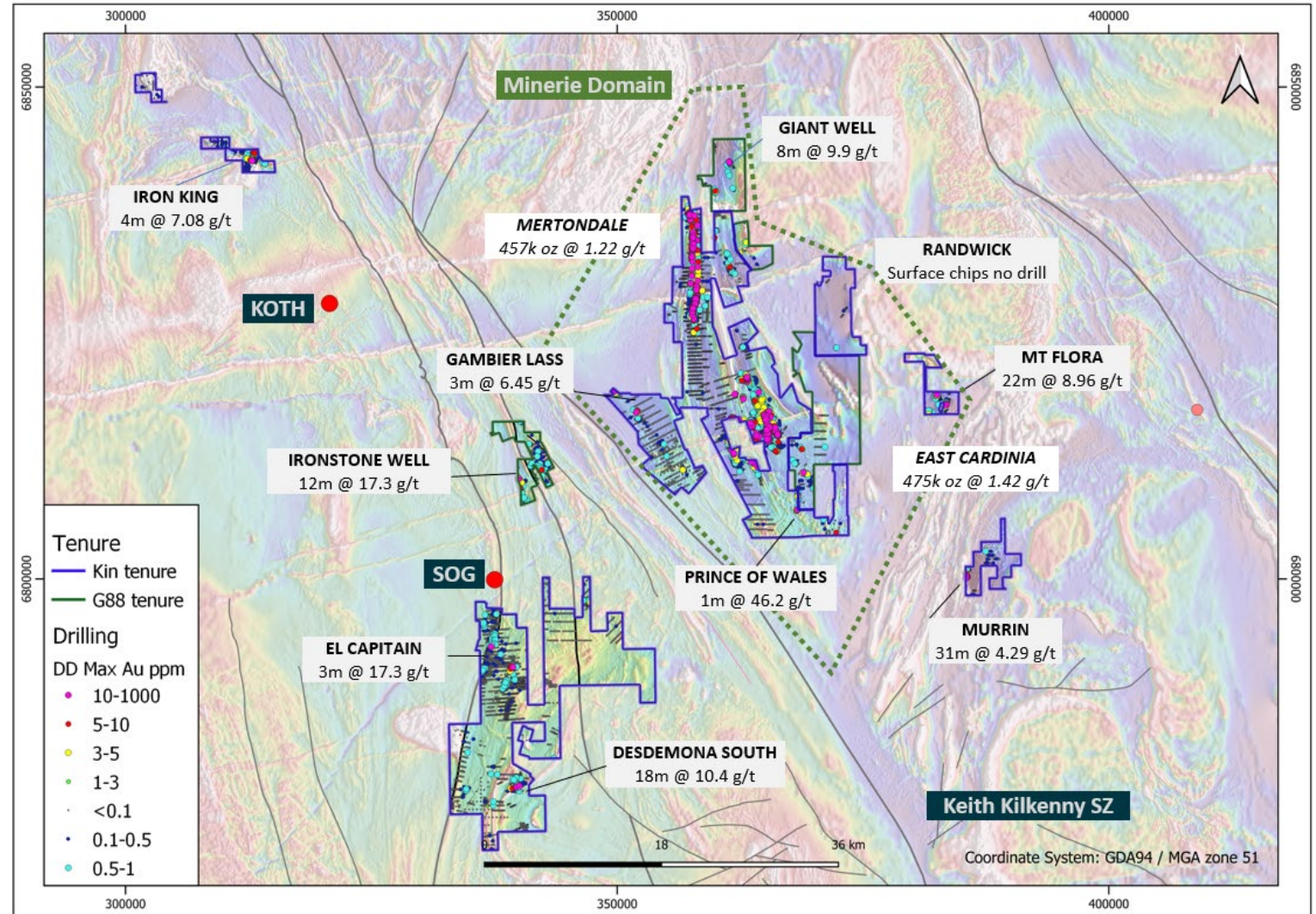
- Gold and base metals
- Considered diamond drill program with DHEM
- Targeting both Albus VHMS and deep gold targets
- Deep targets under Helens and Cardinia Hill are >200m down dip in areas of structural complexity and focus of high grades
- Continue VHMS exploration with gravity and IP data collection, along with historic drillhole relogging and surface mapping starting from known (Albus) to unknown





# GOLD EXPLORATION | ONGOING

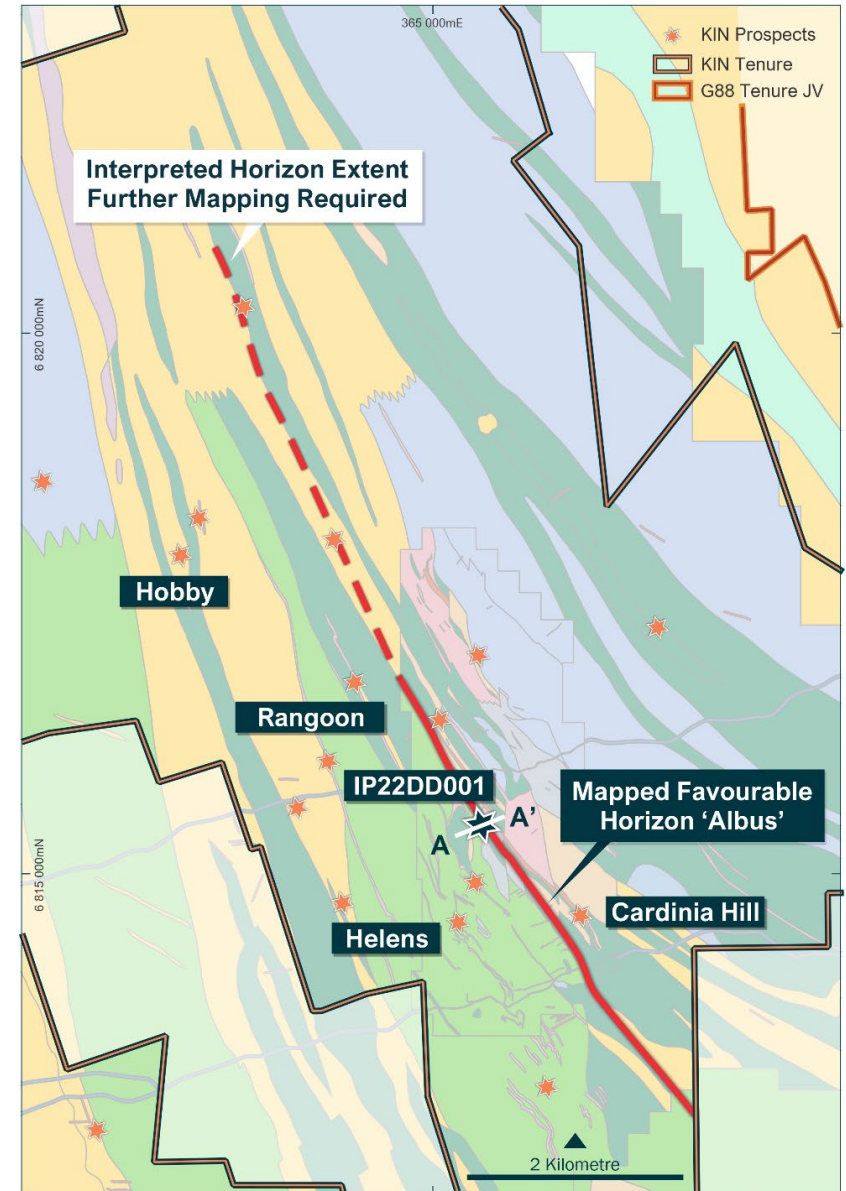
- +932k oz in Cardinia East and Mertondale → all are **open**
- Multiple “easy win” opportunities to increase confidence and add to Resource base
- Numerous greenfields and brownfields targets throughout the belt which will be drill tested later in year
- 2km long gold anomaly in East Cardinia from AC drilling 2023



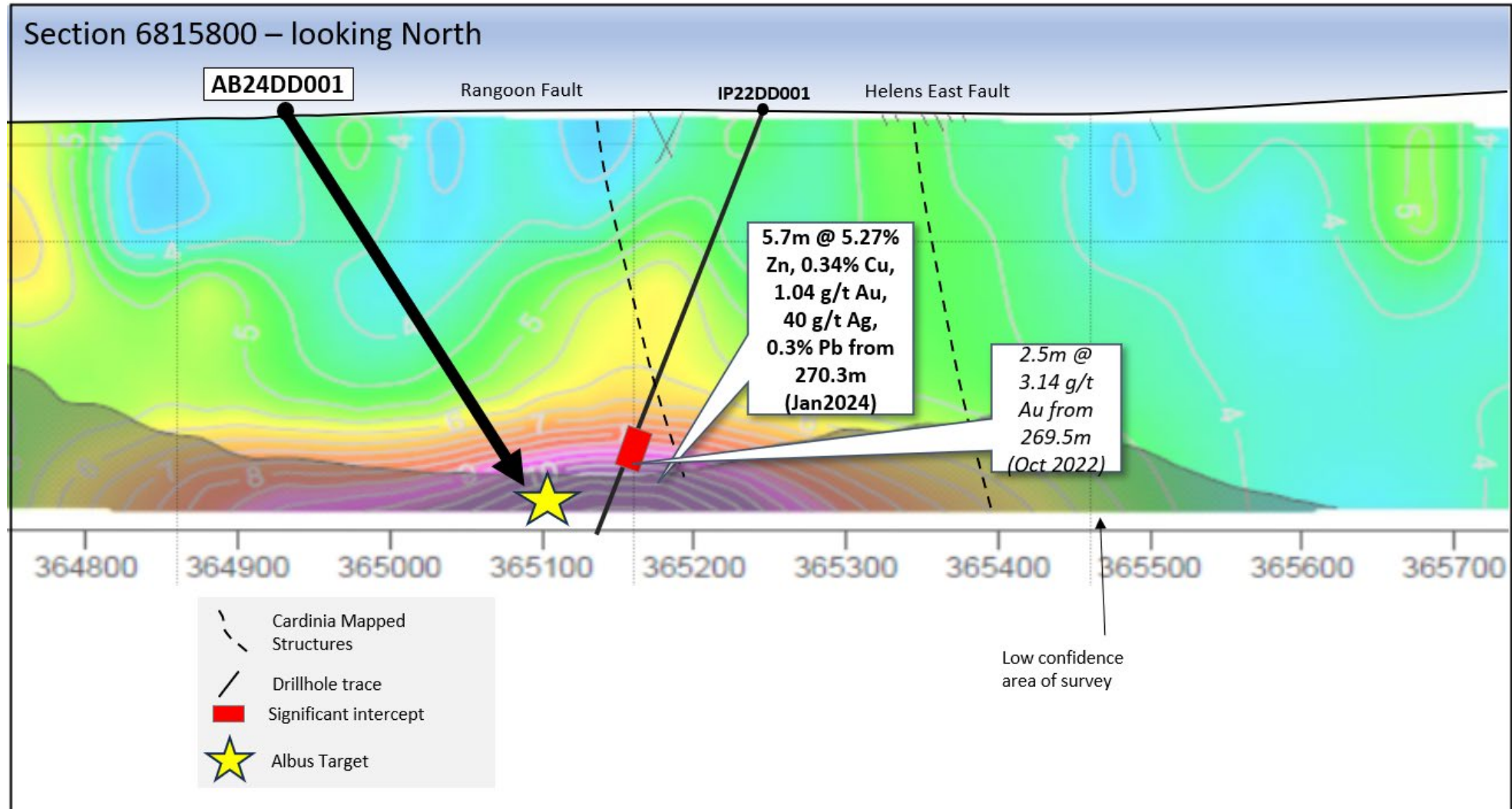


# ALBUS | NEW VHMS DISCOVERY

- Significant VHMS mineralisation discovered between the Helens and Rangoon gold deposits at Cardinia east
- Reassessment of deep diamond drill holes targeting gold that were drilled in 2022
- Re-assaying of diamond hole IPD0001 produced a 'discovery' intercept;
  - 5.7m @ 5.3% Zn, 0.3% Cu, 0.3% Pb, 40 g/t Ag, 1.0 g/t Au from 270.3m
- Sphalerite dominant with subordinate chalcopyrite, pyrite and galena
- Classic VHMS mineralisation and alteration patterns
- IP target → successful exploration tool



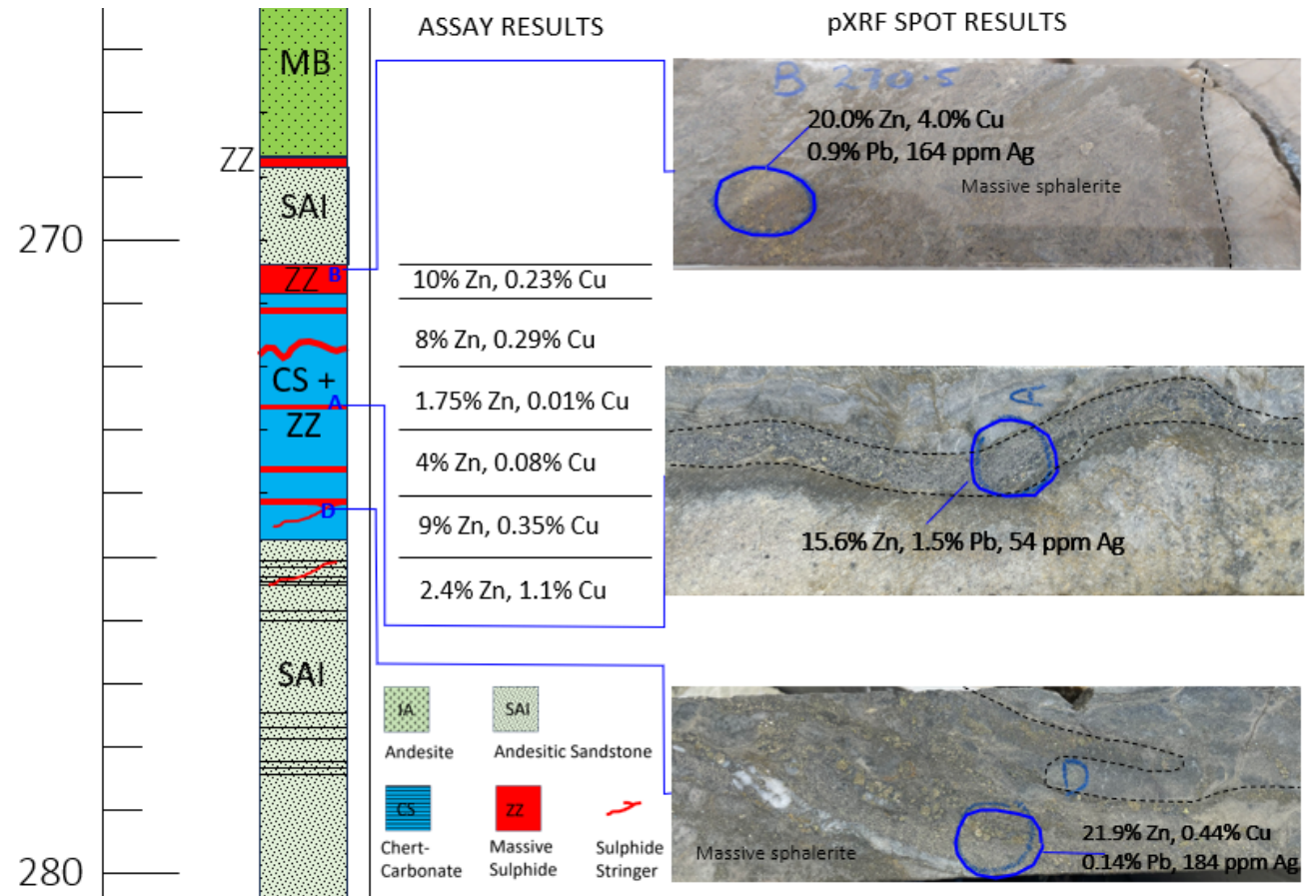
# ALBUS | DISCOVERY INTERCEPT IN PREVIOUS GOLD HOLE





# ALBUS | DISCOVERY INTERCEPT IN PREVIOUS GOLD HOLE

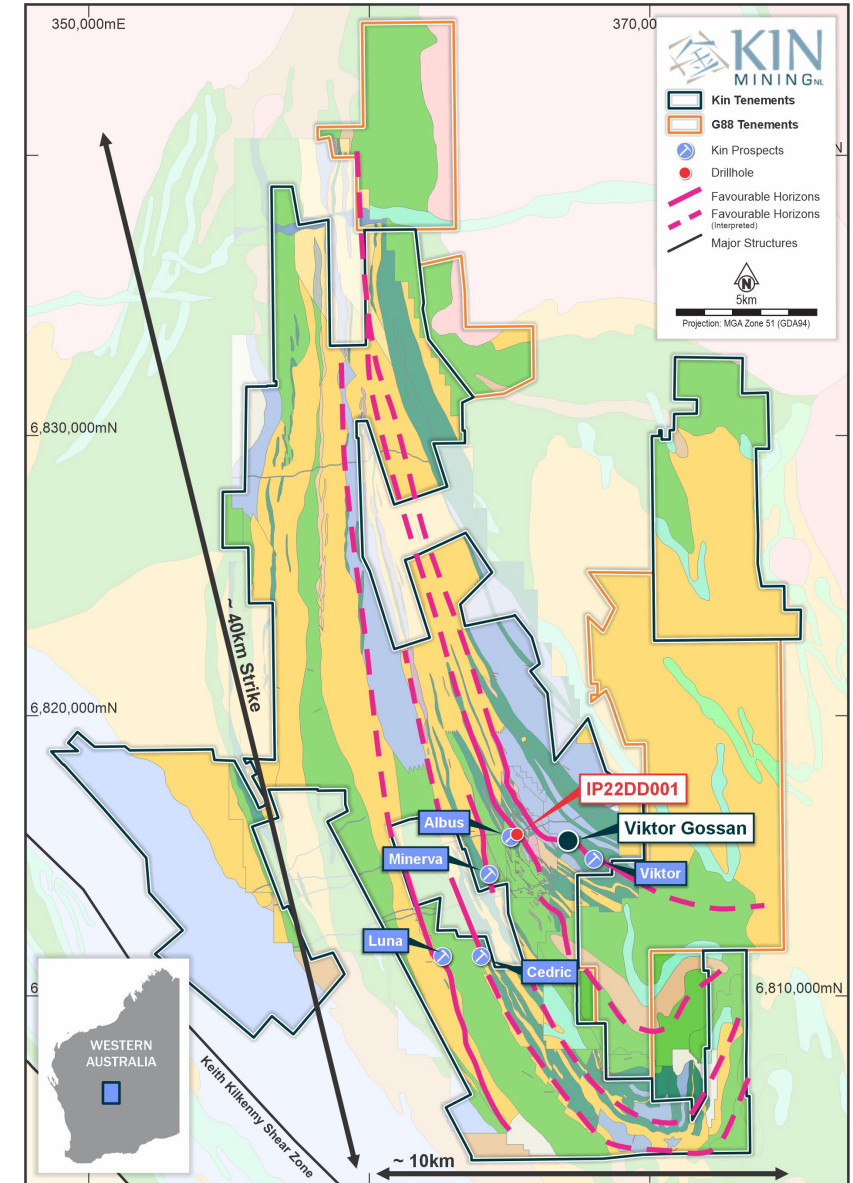
- 5.7m @ 5.3% Zn, 0.34% Cu, 0.3% Pb, 40ppm Ag, 1.0ppm Au from 270.3m
- This is just the tip of the iceberg!
- Ongoing mapping and geochemistry have confirmed VHMS fertility of the Cardinia Project area





# VHMS | AN EXPANDING CAMP

- >40km strike across five known favourable horizons with one confirmed mineralized target
- Horizons identified from combination of surface mapping, detailed geochemistry and re-assessing historic data
- VHMS and gold have very distinct chemical signatures and are spatially discrete, but near one another
- Many more geological questions that need answers, but the paradigm shift will lead to further discoveries
- Kin is strategically positioned to be a first mover in the district with a large tenement holding in the Minerie Domain



# KEY OBJECTIVES | NEXT SIX MONTHS



## GROW A QUALITY TEAM

Use latest technology and science

Disciplined use of cash and assets



## BASE METALS

Have we found a new VHMS camp? Economic grades intercepted and several targets already highlighted.



## GOLD

Build on existing +900koz resources by increased confidence through drilling and permitting -move on or BYO

Discover new resources through increased geological knowledge



## DISTRICT EVALUATION

VHMS discovery has forced a rethink of the district geology opening the door to new discoveries



## Consolidation

Both large and small so long as value-accretive

Kin has the balance sheet and capability to achieve all these goals....

# DISCLAIMER

This presentation is not a prospectus nor an offer for securities in any jurisdiction nor a securities recommendation. The information in this presentation is an overview and does not contain all information necessary for investment decisions. In making investment decisions in connection with any acquisition of securities, investors should rely on their own examination of Kin Mining NL and consult their own legal, business and/or financial advisers.

The information contained in this presentation has been prepared in good faith by Kin Mining NL, however no representation or warranty expressed or implied is made as to the accuracy, correctness, completeness or adequacy of any statements, estimates, opinions or other information contained in this presentation. To the maximum extent permitted by law, Kin Mining NL, its directors, officers, employees and agents disclaim liability for any loss or damage which may be suffered by any person through the use or reliance on anything contained in or omitted from this presentation.

## Forward-Looking Statements

This release contains “forward-looking information” that is based on the Company’s expectations, estimates and projections as of the date on which the statements were made. This forward-looking information includes, among other things, statements with respect to the feasibility and definitive feasibility studies, the Company’s’ business strategy, plan, development, objectives, performance, outlook, growth, cash flow, projections, targets and expectations, mineral reserves and resources, results of exploration and operational expenses. Generally, this forward-looking information can be identified by the use of forward-looking terminology such as ‘outlook’, ‘anticipate’, ‘project’, ‘target’, ‘likely’, ‘believe’, ‘estimate’, ‘expect’, ‘intend’, ‘may’, ‘would’, ‘could’, ‘should’, ‘scheduled’, ‘will’, ‘plan’, ‘forecast’, ‘evolve’ and similar expressions. Forward-looking information is subject to known and unknown risks, uncertainties and other factors that may cause the Company’s actual results, level of activity, performance or achievements to be materially different from those expressed or implied by such forward-looking information. Forward-looking information is developed based on assumptions about such risks, uncertainties and other factors set out herein, including but not limited to the risk factors set out in the Company’s Prospectus dated October 2014.

This list is not exhausted of the factors that may affect our forward-looking information. These and other factors should be considered carefully and readers should not place undue reliance on such forward-looking information. The Company disclaims any intent or obligations to revise any forward-looking statements whether as a result of new information, estimates, or options, future events or results or otherwise, unless required to do so by law. Statements regarding plans with respect to the Company’s mineral properties may contain forward-looking statements in relation to future matters that can be only made where the Company has a reasonable basis for making those statements. This announcement has been prepared in compliance with the JORC Code 2012 Edition and the current ASX Listing Rules. The Company believes that it has a reasonable basis for making the forward-looking statements in this announcement, including with respect to any mining of mineralised material, modifying factors and production targets and financial forecasts.

## Competent Person’s Statement

The information contained in this report relating to Resource Estimation results for the Bruno Lewis and Cardinia Hill deposits relates to information compiled by Cube consulting (Mr Mike Millad). Mr Millad is a member of the Australian Institute of Geoscientists and a full time employee of Cube Consulting. Mr Millad has sufficient experience of relevance to the styles of mineralisation and the types of deposit under consideration, and to the activities undertaken to qualify as a Competent Person as defined in the 2012 edition of the JORC “Australasian Code for Reporting of Exploration Results, Mineral Resources and Ore Reserves”.

The information contained in this report relating to Resource Estimation results for the remainder of the deposits including Kyte, Helens, Fiona, Rangoon, Hobby, Mertons Reward, Mertondale 3-4, Tonto, Mertondale 5, Eclipse, Quicksilver, Michelangelo, Leonardo, Forgotten Four and Krang relates to information compiled by Mr Jamie Logan. Mr Logan is a member of the Australian Institute of Geoscientists and was until recently a full time employee of the company. Mr Logan has sufficient experience of relevance to the styles of mineralisation and the types of deposit under consideration, and to the activities undertaken to qualify as a Competent Person as defined in the 2012 edition of the JORC “Australasian Code for Reporting of Exploration Results, Mineral Resources and Ore Reserves”.

The information contained in this report relating to exploration results relates to information compiled or reviewed by Glenn Grayson. Mr Grayson is a member of the Australasian Institute of Mining and Metallurgy and is a full time employee of the company. Mr Grayson has sufficient experience of relevance to the styles of mineralisation and the types of deposit under consideration, and to the activities undertaken to qualify as a Competent Person as defined in the 2012 edition of the JORC “Australasian Code for Reporting of Exploration Results, Mineral Resources and Ore Reserves”.

Mr Millad, Mr Logan and Mr Grayson consents to the inclusion in this report of the matters based on information in the form and context in which it appears.



# THANK YOU & QUESTIONS

KIN A well funded growth  
opportunity.



# KIN MINING NL | MINERAL RESOURCES

## Cardinia East and Mertondale: Mineral Resources: September 2023

Project Area	Resource Gold Price (AUD)	Lower Cut off (g/t Au)	Measured			Indicated			Inferred			Total Resources			Date Announced
			Tonnes (Mt)	Au (g/t Au)	Au (k Oz)	Tonnes (Mt)	Au (g/t Au)	Au (k Oz)	Tonnes (Mt)	Au (g/t Au)	Au (k Oz)	Tonnes (Mt)	Au (g/t Au)	Au (k Oz)	
<b>Mertondale</b>															
Mertons Reward	\$ 2,600	0.4				0.9	2.1	62	2.0	0.6	41	2.9	1.11	103	26-Nov-20
Mertondale 3-4	\$ 2,600	0.4				1.3	1.8	80	1.0	1.0	32	2.4	1.46	112	26-Nov-20
Tonto	\$ 2,600	0.4				1.9	1.1	68	1.1	1.2	45	3.0	1.17	113	26-Nov-20
Mertondale 5	\$ 2,600	0.4				0.5	1.6	27	0.9	1.2	34	1.4	1.35	62	26-Nov-20
Eclipse	\$ 2,600	0.4							0.8	1.0	24	0.8	0.97	24	26-Nov-20
Quicksilver	\$ 2,600	0.4							1.2	1.1	42	1.2	1.08	42	26-Nov-20
Mertondale Underground		2.0				0.0	2.4	1	0.0	2.7	1	0.0	2.55	1	18-Oct-22
Subtotal Mertondale						4.6	1.6	237	7.0	1.0	220	11.7	1.22	457	
<b>Cardinia East</b>															
Helens	\$ 2,600	0.4				1.4	1.5	64	1.3	1.4	57	2.7	1.41	121	26-Jun-23
Helens East	\$ 2,600	0.4				0.4	1.7	24	1.0	1.5	46	1.4	1.57	70	26-Jun-23
Fiona	\$ 2,600	0.4				0.2	1.3	10	0.1	1.1	3	0.3	1.25	13	26-Jun-23
Rangoon	\$ 2,600	0.4				1.3	1.3	56	1.5	1.3	65	2.8	1.32	121	26-Jun-23
Hobby	\$ 2,600	0.4				0.0	0.0	0	0.6	1.3	23	0.6	1.26	23	17-May-21
Cardinia Hill	\$ 2,600	0.4				0.5	2.2	38	1.6	1.1	59	2.2	1.38	97	26-Jun-23
Cardinia Underground		2.0	0.002	3.0	0.2	0.0	2.6	1	0.4	2.4	29	0.4	2.41	29	18-Oct-22
Subtotal Cardinia East			0.002	3.0	0.2	3.9	1.5	193	6.4	1.4	282	10.4	1.42	475	
<b>TOTAL</b>			<b>0.002</b>	<b>2.97</b>	<b>0.2</b>	<b>8.6</b>	<b>1.56</b>	<b>430</b>	<b>13.5</b>	<b>1.16</b>	<b>501</b>	<b>22.1</b>	<b>1.31</b>	<b>932</b>	

### Notes

- See ASX Announcement 23 July 2023 “Cardinia Gold Project Mineral Resource Update” and 23 December 2023 “Kin accepts Genesis offer for 610k oz gold”
- The Company confirms that all material assumptions and technical parameters underpinning the estimates continue to apply and have not materially changed at the time of publication
- Totals may not tally due to rounding of values
- Mineral Resources estimated by Jamie Logan of Kin Mining NL and Cube Consulting reported in accordance with JORC 2012 using a 0.4g/t Au cut-off within AUD2,600 optimisation shells
- Cardinia Hill UG Mineral resource reported by Cube Consulting in accordance with the JORC 2012 using 2.0g/t Au cut-off underneath AUD2,600 optimisation shell.