



# Half Year Financial Report

## 31 December 2023

ABN 70 126 678 037

# CONTENTS & CORPORATE INFORMATION

Directors' Report .....	1
Consolidated Statement of Comprehensive Income .....	5
Consolidated Statement of Financial Position .....	6
Consolidated Statement of Changes in Equity .....	7
Consolidated Statement of Cash Flows .....	8
Consolidated Notes to the Financial Statements.....	9
Directors' Declaration .....	13
Independent Auditor's Report.....	14
Auditors Independence Declaration .....	16

## **Board of Directors**

Eddie King – Non-Executive Chairman  
Myles Fang – Executive Director  
Jason Hou – Non-Executive Director  
Mark Calderwood – Non-Executive Director

## **Company Secretary**

Heath Roberts  
Larissa Brown

## **Principal and Registered Office**

Level 1, 80 Chandos Street  
St Leonards, NSW 2065  
T: +61 2 9906 7551  
E: [info@easternresources.com.au](mailto:info@easternresources.com.au)  
[www.easternresources.com.au](http://www.easternresources.com.au)

## **ASX Share Register**

Automic Group  
GPO Box 5193  
Sydney, NSW 2001  
T: 1300 288 664 (Australia)  
+61 2 9698 5414 (outside Australia)  
[www.investor.automic.com.au](http://www.investor.automic.com.au)

## **Auditor**

BDJ Partners  
Level 8, 124 Walker Street  
North Sydney, NSW 2060

## **Securities Exchange Listing**

Australian Securities Exchange  
ASX Code: EFE

# DIRECTORS' REPORT

Your Directors submit their report for Eastern Resources Limited for the half year ended 31 December 2023.

## DIRECTORS

The names of the Company's Directors in office during the half year and until the date of this report are as below. Directors were in office for this entire period unless otherwise stated.

Eddie King	Non-Executive Chairman	Appointed 10 July 2017
Myles Fang	Executive Director	Appointed 12 March 2018
Jason Hou	Non-Executive Director	Appointed 27 September 2021
Mark Calderwood	Non-Executive Director	Appointed 12 January 2023

## FINANCIAL RESULTS

The net results of operations after applicable income tax expense for the half year was a loss of \$728,267 (2022 \$408,888). There was \$396,289 of exploration and evaluation expenditure written off during the period (2022: nil).

## REVIEW AND RESULTS OF OPERATIONS

### LEPIDOLITE HILL LITHIUM PROJECT

During the reporting period ("Period"), the Company commenced field work at the Lepidolite Hill lithium Project ("Lepidolite Hill"), which the Company has a 70% interest in and Lithium Australian Ltd ("Lithium Australia") (ASX:LIT) retains a 30% interest.

Further to a review of existing data from Lepidolite Hill, a mapping and sampling work program was designed to enhance the geological understanding of the project, with the aim of defining drill targets. There are two prospective areas of interest; the area between the existing Lepidolite Hill pit and Tantalite Hill pegmatite outcrops, and East of Signal Hill towards the recent spodumene pegmatite discovery by Future Battery Minerals Ltd (ASX: FMB), which is east of the Company's project tenure.

The program targeted the area between the existing Lepidolite Hill pit and Tantalite Hill, and East of Signal Hill towards FBM's spodumene pegmatite discovery which is east of the Project. Historical drilling at Lepidolite Hill has discovered thick and high grade lithium bearing pegmatites at the Project (ref ASX: 7 June 2023). A drill program planned will test the potential for extensions of the LCT lithium pegmatites found at the Project, and to assess the potential for lithium bearing pegmatites adjacent to FBM's Kangaroo Hills Lithium project, where thick spodumene bearing pegmatites were identified (ref ASX: FMB12 September 2023).

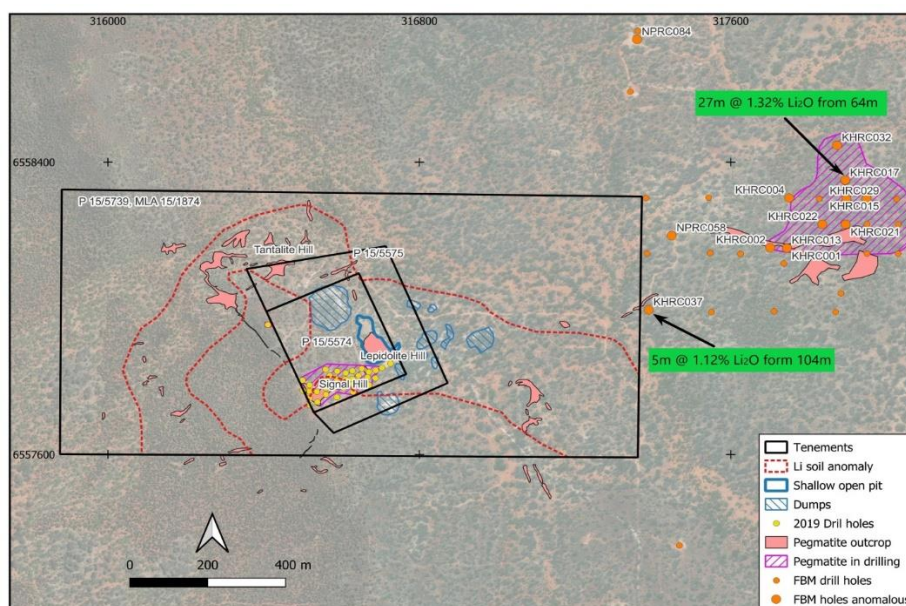


Figure 1: Lepidolite Hill Project Tenements and FBM drill holes

# DIRECTORS' REPORT

The Company executed a heritage Protection Agreement with the Native Title Party and completed a heritage survey at Lepidolite Hill at the end of November.

With receipt and approval of a Program of Work ("PoW") from the Department of Mines, Industry Regulation and Safety, WA ("DMIRS"), the Company engaged an experienced driller for the maiden drilling program to assess the potential for extensions of the lithium-bearing pegmatites found at Lepidolite Hill. The drilling program commenced in February 2024.

## YALGOO WEST PROJECT

During the Period, the Company received assay results from the soil sampling program collected at the Yalgoo West project in May 2023. The results have identified lithium anomalies at the project (ref ASX: 24 July 2023).

The soil sampling program targeted the north segment of the Project where the greenstone belt is situated. A total of 550 soil samples were collected at various spacings between 40m and 160m apart on lines varying from 100m to 400m apart. Soil sampling was used because the outcrops of pegmatites were poor and erratic although the depth to basement rocks is believed to be shallow. As such, the value of the elemental results was as expected, lower than if rock chip samples were taken.

There are four areas where broad, anomalous lithium results were observed. These range in size from 300m by 500m to 1,000m by 1,500m. Soil sample results with over 30ppm Li and anomalous Nb, Rb and Cs are interpreted as a strong indicator of highly fractionated bedrock nearby.

All four anomalies are open on at least one side. Whilst one of the anomalies lies near to a known lithium-bearing prospect, Yalgoo West Lithium, the remaining three do not. At the sampled areas without broad zones of elevated lithium results the presence of elevated lithium on the margins indicate additional sampling will be needed to test for potential extensions.

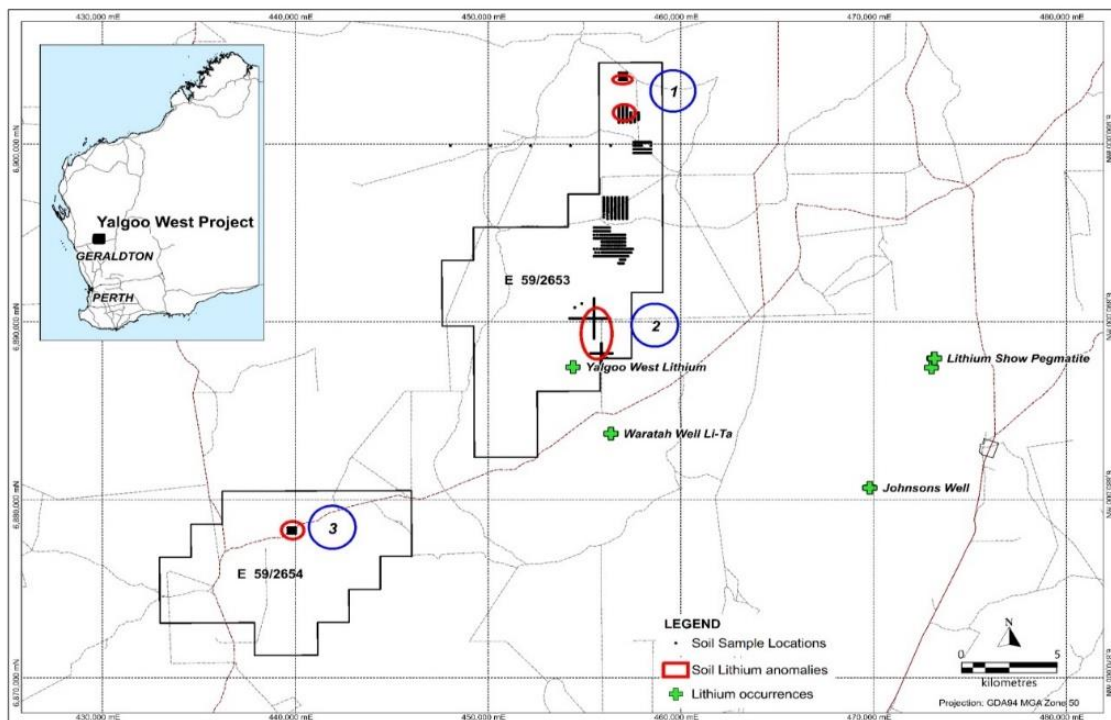


Figure 2: Soil Sample Locations and Anomalies

# DIRECTORS' REPORT

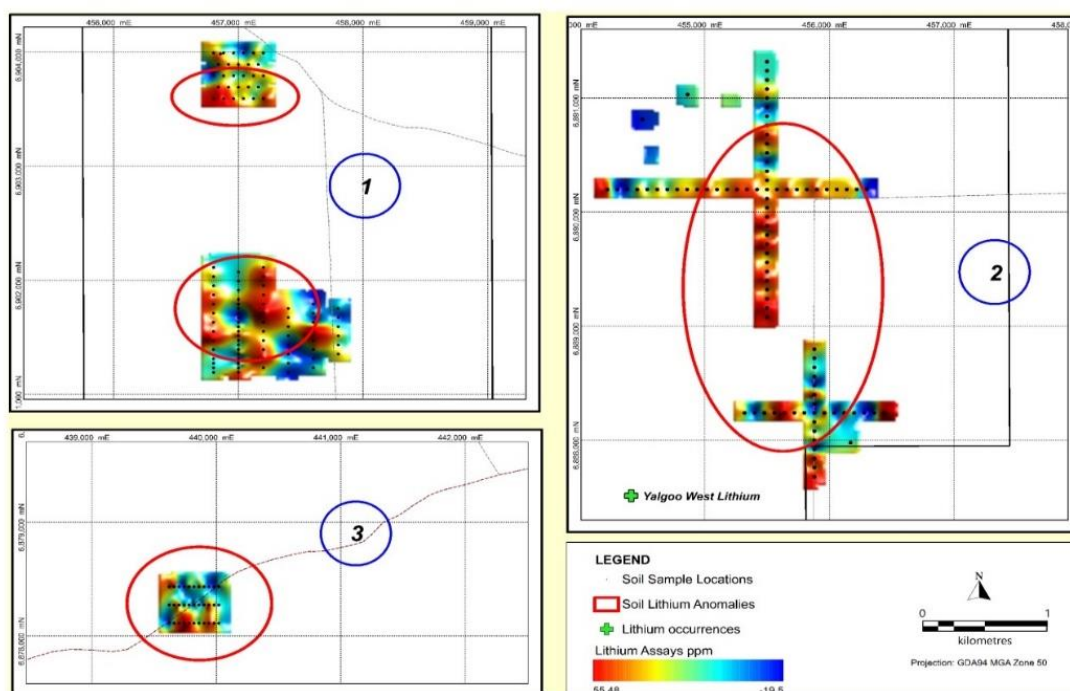


Figure 3: Soil Lithium Anomalies at Yalgoo West Project

## TAYLOR LOOKOUT PROJECT

In September 2023, the Company completed field work to assess the tenement for pegmatite-hosted Lithium-Caesium-Tantalum (LCT) mineralization. Rock chip samples were collected and transferred to a Perth laboratory for analysis.

## TRIGG HILL LITHIUM PROJECT

During the Period, the Company conducted a review of the exploration program which focused on assessing previous data from the project. Further to the review a PoW was lodged and subsequently approved by the DMIRS.

## LAKE JOHNSTON PROJECT

No exploration activities were conducted at the Lake Johnston project during this Period.

## NOWA NOWA IRON PROJECT

During the Period, the Company continued to work on the Environmental Effects Assessment (“EES”) approval process, which is an all-inclusive permitting approach including all planning and operating licence requirements for the development and operation of the Nowa Nowa Iron project.

The following assessments have currently been undertaken: Aboriginal Cultural Heritage Impact assessment, Ecology Impact assessment, Traffic Impact assessment and a Groundwater Impact assessment.

The iron ore price continues to perform strongly and whilst any development decision at Nowa Nowa is some way off, a strengthening underlying iron ore price is anticipated to support more robust commercialisation or monetisation alternatives.

## NOWA NOWA COPPER PROJECT

In September 2023, the application for the renewal of the Nowa Nowa Copper Project EL 006183 was approved by the Department of Energy, Environment and Climate Action of Victoria.

No exploration work was carried out during the Period.

# DIRECTORS' REPORT

## CURLEW MINE

During the Period, the Company terminated the Amended and Restated Option Agreement and Deed of Assignment and Assumption executed in January 2023 with Amery Holdings Pty Ltd and Curlew Mine Pty Ltd ("DoAA") to acquire 50% ownership of the Tenement, including 100% interests of all mineral rights except beryl minerals in the Tenement. Termination of the DoAA was due to the Completion Conditions not being met and satisfied in the agreed timeframe.

## CORPORATE

### NEW PROJECTS SEARCH AND ACQUISITION

The Company has actively reviewed opportunities to acquire an advanced exploration or near-development project in this Period. A number of projects have been evaluated, and the Company has been in commercial discussion with various parties.

## PRINCIPAL ACTIVITIES

The principal activity of the Company is the exploration of iron ore, lithium and base metal resources and the development of those resources into economic, cash flow generating mines.

## DIVIDENDS

No dividends were paid or proposed during the period.

## SUBSEQUENT EVENTS AFTER THE BALANCE DATE

- In February 2024, reverse circulation drilling commenced at the Lepidolite Hill Lithium Project. The drilling program is designed to assess the potential for extensions of the lithium-bearing pegmatites found at the Project, and to target the area between the existing Lepidolite Hill pit and Tantalite Hill, and East of Signal Hill towards FBM's spodumene-bearing pegmatite at the east of the Project.
- In view of the low overall tenor of results from the field work carried out at Taylor Lookout in September 2023, the company have decided to withdraw from the earn-in under the Heads of Agreement between Legacy and EFE dated on 25 February 2022.

## AUDITOR'S INDEPENDENCE DECLARATION

A copy of the Auditor's Independence Declaration to the Directors as required under section 307C of the *Corporations Act 2001* is set out on page 16.

Signed in accordance with a resolution of the directors.



Eddie King  
Chairman

4 March 2024

# CONSOLIDATED STATEMENT OF COMPREHENSIVE INCOME

FOR THE HALF YEAR ENDED 31 DECEMBER 2023

	Note	31 December 2023 \$	31 December 2022 \$
<b>Revenue</b>	4	93,003	-
ASX and ASIC fees		(39,196)	(48,144)
Audit fee		(13,000)	(11,000)
Contract administration services		(137,663)	(123,382)
Directors' fees (net of costs recharged to exploration projects)		(104,323)	(72,000)
Share-based payments		(59,467)	(74,355)
Rent		(12,501)	(4,934)
Insurance		(9,380)	(14,335)
Exploration and evaluation expenditure written off	6	(396,289)	-
Other expenses from ordinary activities		(49,451)	(60,738)
<b>Loss before income tax expense</b>		<b>(728,267)</b>	<b>(408,888)</b>
Income tax expense			
<b>Loss after income tax expense</b>		<b>(728,267)</b>	<b>(408,888)</b>
<b>Other comprehensive income</b>			
Other comprehensive income for the period, net of tax		-	-
<b>Total comprehensive (loss) attributable to members of Eastern Resources Limited</b>		<b>(728,267)</b>	<b>(408,888)</b>
Basic loss per share (cents per share)	8	(0.06)	(0.04)
Diluted loss per share (cents per share)	8	(0.06)	(0.04)

*The Consolidated Statement of Comprehensive Income should be read in conjunction with the accompanying notes.*

# CONSOLIDATED STATEMENT OF FINANCIAL POSITION

AS AT 31 DECEMBER 2023

	Note	31 December 2023 \$	30 June 2023 \$
<b>Current assets</b>			
Cash assets	5	5,017,590	5,905,839
Receivables		94,326	114,286
<b>Total current assets</b>		<b>5,111,916</b>	<b>6,020,125</b>
<b>Non-current assets</b>			
Tenement security deposits	7	20,000	20,000
Property, plant and equipment		3,022	880
Deferred exploration and evaluation expenditure	6	7,192,359	7,190,147
<b>Total non-current assets</b>		<b>7,215,381</b>	<b>7,211,027</b>
<b>Total assets</b>		<b>12,327,297</b>	<b>13,231,152</b>
<b>Current liabilities</b>			
Payables		70,492	305,547
<b>Total current liabilities</b>		<b>70,492</b>	<b>305,547</b>
<b>Total liabilities</b>		<b>70,492</b>	<b>305,547</b>
<b>Net assets</b>		<b>12,256,805</b>	<b>12,925,605</b>
<b>Equity</b>			
Contributed equity	9	26,398,137	26,398,137
Accumulated losses		(14,329,658)	(14,344,642)
Reserves	10	188,326	872,110
<b>Total equity</b>		<b>12,256,805</b>	<b>12,925,605</b>

*The Consolidated Statement of Financial Position should be read in conjunction with the accompanying notes.*



# CONSOLIDATED STATEMENT OF CHANGES IN EQUITY

FOR THE HALF YEAR ENDED 31 DECEMBER 2023

	Note	Contributed equity \$	Accumulated losses \$	Reserves \$	Total equity \$
<b>At 1 July 2022</b>		21,511,462	(13,814,775)	931,883	8,628,570
Loss for the period		-	(408,888)	-	(408,888)
Other comprehensive income		-	-	-	-
<b>Total comprehensive income/(loss) for the period</b>		-	(408,888)	-	(408,888)
<b>Transactions with owners in their capacity as owners:</b>					
Exercise of options	10	513,100	-	-	513,100
Share-based payments	11	-	-	74,355	74,355
Exercised of employee share option value transferred to accumulated losses	11	-	20,755	(20,755)	-
Underwriter options offer	11	-	-	376	376
Issue of share capital	10	3,011,000	-	-	3,011,000
Asset acquisition	7	500,000	-	-	500,000
Transaction costs arising on share issue	10	(175,888)	-	-	(175,888)
<b>Total transactions with owners in their capacity as owners</b>		3,848,212	20,755	53,976	3,922,943
<b>At 31 December 2022</b>		25,359,674	(14,202,908)	985,859	12,142,625
<b>At 1 July 2023</b>		26,398,137	(14,344,642)	872,110	12,925,605
Loss for the period		-	(728,267)	-	(728,267)
Other comprehensive income		-	-	-	-
<b>Total comprehensive income/(loss) for the period</b>			(728,267)	-	(728,267)
<b>Transactions with owners in their capacity as owners:</b>					
Share-based payments	10			59,467	59,467
Lapsed of employee share option value transferred to accumulated losses	10		743,251	(743,251)	-
<b>Total transactions with owners in their capacity as owners</b>		-	743,251	(683,784)	59,467
<b>At 31 December 2023</b>		26,398,137	(14,329,658)	188,326	12,256,805

*The Consolidated Statement of Changes in Equity should be read in conjunction with the accompanying notes.*

# CONSOLIDATED STATEMENT OF CASH FLOWS

FOR THE HALF YEAR ENDED 31 DECEMBER 2023

	Note	31 December 2023 \$	31 December 2022 \$
<b>Cash flows from operating activities</b>			
Payments to suppliers and employees		(411,683)	(370,650)
Interest received		90,901	-
<b>Net cash flows (used in) operating activities</b>		<b>(320,782)</b>	<b>(370,650)</b>
<b>Cash flows from investing activities</b>			
Payments for deferred exploration and evaluation expenditure		(564,652)	(940,536)
Payments for property, plant and equipment		(2,815)	-
Payments for other asset		-	(50,000)
Payments for asset acquisition		-	(250,000)
<b>Net cash flows (used in) investing activities</b>		<b>(567,467)</b>	<b>(1,240,536)</b>
<b>Cash flows from financing activities</b>			
Proceeds from issue of shares	9	-	3,011,000
Proceeds from exercise of options		-	513,476
Payments for share issue costs	9	-	(174,711)
<b>Net cash flows (used in) from financing activities</b>		<b>-</b>	<b>3,349,765</b>
<b>Net increase (decrease) in cash held</b>		<b>(888,249)</b>	<b>1,738,579</b>
Add opening cash brought forward		5,905,839	4,609,889
<b>Closing cash carried forward</b>	5	<b>5,017,590</b>	<b>6,348,468</b>

*The Consolidated Statement of Cash Flows should be read in conjunction with the accompanying notes.*

# NOTES TO THE CONSOLIDATED FINANCIAL STATEMENTS

FOR THE HALF YEAR ENDED 31 DECEMBER 2023

## 1. CORPORATE INFORMATION

The financial report of Eastern Resources Limited (the “**Company**”) and its wholly owned subsidiaries (the “**Group**”) for the half year ended 31 December 2023 was authorised for issue in accordance with a resolution of the directors on 4 March 2024. Eastern Resources Limited is a company incorporated in Australia and limited by shares which are publicly traded on the Australian Securities Exchange using the ASX code EFE.

The nature of the operations and principal activities of the Group are described in the Directors’ Report.

## 2. SUMMARY OF SIGNIFICANT ACCOUNTING POLICIES

The Half Year Financial Report does not include all notes of the type normally included within the annual financial report and therefore cannot be expected to provide as full an understanding of the financial performance, financial position and financing and investing activities of the Group as the full financial report.

The Half Year Financial Report should be read in conjunction with the Annual Financial Report of Eastern Resources as at 30 June 2023.

It is also recommended that the Half Year Financial Report be considered together with any public announcements made by Eastern Resources during the half year ended 31 December 2023 in accordance with the continuous disclosure obligations arising under the Corporations Act 2001.

### Basis of preparation

The Half Year Financial Report is a general-purpose financial report, which has been prepared in accordance with the requirements of the Corporations Act 2001, applicable Accounting Standards, including AASB 134 Interim Financial Reporting and other mandatory professional reporting requirements. The Half Year Financial Report has been prepared on a historical cost basis.

For the purpose of preparing the Half Year Financial Report, the half year has been treated as a discrete reporting period.

### Significant accounting policies

The half year consolidated financial statements have been prepared using the same accounting policies as used in the annual financial statements for the year ended 30 June 2023.

Management has reviewed and assessed the new accounting standards effective 1 July 2023 and determined that they have not had a material impact on the Half Year Financial Report of the Group.

### Fair value measurement

The carrying amounts of the Group’s assets and liabilities are a reasonable approximation of their fair values with the exception of deferred exploration and evaluation expenditure.

### Basis of consolidation

The half year consolidated financial statements comprise the financial statements of Eastern Resources Limited and its wholly owned subsidiaries. The financial statements of the subsidiaries are prepared for the same reporting period as the parent company, using consistent accounting policies. All inter-company balances and transactions, including unrealised profits arising from intra-group transactions, have been eliminated in full. The subsidiaries are consolidated from the date on which control is transferred to the Group and cease to be consolidated from the date on which control is transferred out of the Group.

### Going concern

The financial report has been prepared on the going concern basis which the Group ability to pay its debts as and when they become due and payable for at least the next 12 months from the date of issuing the financial report.

The Group incurred a net loss after tax from operations of \$728,267 for the six months period to 31 December 2023 (2022: \$408,888). The Group had operating cash outflows of \$320,782 (2022: \$370,650). The Group’s net cash outflow from investing activities was \$567,467 (2022: \$1,240,536).

# NOTES TO THE CONSOLIDATED FINANCIAL STATEMENTS

FOR THE HALF YEAR ENDED 31 DECEMBER 2023

From a cash flow forecast for the next 12 months prepared by management, the Directors believe the Group will have sufficient working capital to meet its project development and administrative expenditure as and when they are due, and therefore, the financial report has been prepared on the going concern basis.

## 3. FINANCIAL REPORT BY SEGMENT

The operating segment identified by management is as follows:

### Exploration projects funded directly by Eastern Resources Limited (“Exploration”)

Regarding the Exploration Segment, the Chief Operating Decision Maker (the Board of directors) receives information on the exploration expenditure incurred. This information is disclosed in Note 6 of the Half Year Financial Report. No segment revenues are disclosed as each exploration tenement is not at a stage where revenues have been earned. Furthermore, no segment costs are disclosed as all segment expenditure is capitalised, with the exception of expenditure written off which is disclosed in Note 6 of this Half Year Financial Report.

Financial information about each of these tenements is reported to the Board on an ongoing basis.

Corporate office activities are not allocated to operating segments as they are not considered part of the core operations of any segment and comprise of the following:

- Interest revenue
- Corporate costs
- Depreciation and amortisation of non-project specific property, plant and equipment

The Group’s accounting policies for reporting segments are consistent with the policies disclosed in Note 2.

## 4. REVENUE

	31 December 2023 \$	31 December 2022 \$
Interest received	93,003	-
	<b>93,003</b>	<b>-</b>

## 5. CASH AND CASH EQUIVALENTS

	31 December 2023 \$	30 June 2023 \$
Cash at bank	5,017,590	5,905,839
	<b>5,017,590</b>	<b>5,905,839</b>

## 6. DEFERRED EXPLORATION AND EVALUATION EXPENDITURE

	31 December 2023 \$	30 June 2023 \$
Balance at the beginning of the period	7,190,147	4,186,662
Costs incurred during the period	398,501	3,003,485
Expenditure written off during the period	(396,289)	-
<b>Balance at the end of the period</b>	<b>7,192,359</b>	<b>7,190,147</b>

## 7. CONTINGENT ASSETS AND LIABILITIES

The Company has provided a guarantee totalling \$20,000 (30 June 2023: \$20,000) in respect of an exploration tenement in Victoria. This guarantee in respect of exploration tenements is secured against a deposit with a banking institution. The Company does not expect to incur any material liability in respect of the guarantees.

# NOTES TO THE CONSOLIDATED FINANCIAL STATEMENTS

FOR THE HALF YEAR ENDED 31 DECEMBER 2023

## 8. EARNINGS PER SHARE

	31 December 2023	31 December 2022
	<b>\$</b>	<b>\$</b>
Net profit/(loss) used in calculating basic and diluted earnings per share	(728,267)	(408,888)
	<b>Number</b>	<b>Number</b>
Weighted average number of ordinary shares outstanding during the year used in calculation of basic earnings per share	1,241,946,517	1,057,219,739
	<b>Cents per share</b>	<b>Cents per share</b>
Basic earnings (loss) per share	(0.06)	(0.04)
Diluted earnings (loss) per share	(0.06)	(0.04)

## 9. CONTRIBUTED EQUITY

	31 December 2023 \$	30 June 2023 \$
<b>Share capital</b>		
1,241,946,517 fully paid ordinary shares (2023: 1,241,946,517)	27,877,279	27,877,279
Fully paid ordinary shares carry one vote per share and carry the right to dividends.		
Share issue costs	(1,479,142)	(1,479,142)
	<b>26,398,137</b>	<b>26,398,137</b>

	Number	\$
<b>Movements in ordinary shares on issue</b>		
<b>At 31 December 2022</b>	<b>1,155,751,635</b>	<b>26,842,940</b>
Shares issued during the period	86,194,882	1,034,339
<b>At 30 June 2023</b>	<b>1,241,946,517</b>	<b>27,877,279</b>
Shares issued during the period	-	-
<b>At 31 December 2023</b>	<b>1,241,946,517</b>	<b>27,877,279</b>

## 10. RESERVES/SHARE-BASED PAYMENTS

	31 December 2023 \$	30 June 2023 \$
<b>At 30 June 2023</b>	<b>872,110</b>	<b>931,883</b>
Share-based payment expense during the period	59,467	128,858
Lapsed/Exercised of employee share option value transferred to accumulated losses	(743,251)	(189,007)
Underwriter options offer	-	376
<b>At 31 December 2023</b>	<b>188,326</b>	<b>872,110</b>

# NOTES TO THE CONSOLIDATED FINANCIAL STATEMENTS

FOR THE HALF YEAR ENDED 31 DECEMBER 2023

## 11. EVENTS AFTER THE BALANCE SHEET DATE

There were, at the date of this report, no other matters or circumstances which have arisen since 31 December 2023 that have significantly affected or may significantly affect the operations of the Group, the results of those operations, or the state of affairs of the Group, in future financial years other than the following:

- In February 2024, reverse circulation drilling commenced at the Lepidolite Hill Lithium Project. The drilling program is designed to assess the potential for extensions of the lithium-bearing pegmatites found at the Project, and to target the area between the existing Lepidolite Hill pit and Tantalite Hill, and East of Signal Hill towards FBM's spodumene-bearing pegmatite at the east of the Project.
- In view of the low overall tenor of results from the field work carried out at Taylor Lookout in September 2023, the company have decided to withdraw from the earn-in under the Heads of Agreement between Legacy and EFE dated on 25 February 2022.

## DIRECTORS' DECLARATION

In accordance with a resolution of the directors of Eastern Resources Limited, I state that:

In the opinion of the Directors:

- (a) The financial statements and notes of the consolidated entity are in accordance with the *Corporations Act 2001*, including:
  - (i) Giving a true and fair view of the consolidated entity's financial position as at 31 December 2023 and of its performance for the half year ended on that date; and
  - (ii) Complying with Australian Accounting Standards AASB 134 "Interim Financial Reporting" and the Corporations Regulations 2001; and
- (b) There are reasonable grounds to believe that the Group will be able to pay its debts as and when they become due and payable.

On behalf of the Board



**Eddie King**  
Chairman

4 March 2024

## Independent Auditor's Review Report

To the members of Eastern Resources Limited

### Report on the Half-Year Financial Report

We have reviewed the accompanying half-year financial report of Eastern Resources Limited and controlled entities (the consolidated entity), which comprises the consolidated statement of financial position as at 31 December 2023, the consolidated statement of comprehensive income, consolidated statement of changes in equity and consolidated statement of cash flows for the half-year ended on that date, notes comprising material accounting policy information and other explanatory information, and the directors' declaration.

### Directors' Responsibility for the Half-Year Financial Report

The directors of Eastern Resources Limited (the company) are responsible for the preparation of the half-year financial report that gives a true and fair view in accordance with Australian Accounting Standards and the *Corporations Act 2001* and for such control as the directors determine is necessary to enable the preparation of the half-year financial report that is free from material misstatement, whether due to fraud or error.

### Auditor's Responsibility

Our responsibility is to express a conclusion on the half-year financial report based on our review. We conducted our review in accordance with Auditing Standard on Review Engagements ASRE 2410 *Review of a Financial Report Performed by the Independent Auditor of the Entity*, in order to state whether, on the basis of the procedures described, we have become aware of any matter that makes us believe that the financial report is not in accordance with the *Corporations Act 2001* including: giving a true and fair view of the consolidated entity's financial position as at 31 December 2023 and its performance for the half-year ended on that date; and complying with Accounting Standard AASB 134 *Interim Financial Reporting and the Corporations Regulations 2001*. As the auditor of Eastern Resources Limited, ASRE 2410 requires that we comply with the ethical requirements relevant to the audit of the annual financial report.

A review of a half-year financial report consists of making enquiries, primarily of persons responsible for financial and accounting matters, and applying analytical and other review procedures. A review is substantially less in scope than an audit conducted in accordance with Australian Auditing Standards and consequently does not enable us to obtain assurance that we would become aware of all material matters that might be identified in an audit. Accordingly, we do not express an audit opinion.

*Financial solutions made simple*

Tax

Accounting

Financial  
Advice

Super

Audit

Loans

Phone

+61 2 9956 8500

Email

bdj@bdj.com.au

Office

Level 8, 124  
Walker Street  
North Sydney  
NSW 2060

Postal

PO Box 1664,  
North Sydney  
NSW 2059



## Independence

In conducting our review, we have complied with the independence requirements of the *Corporations Act 2001*. We confirm that the independence declaration required by the *Corporations Act 2001*, which has been given to the directors of Eastern Resources Limited, would be in the same terms if given to the directors as at the time of this auditor's report.

## Conclusion

Based on our review, which is not an audit, we have not become aware of any matter that makes us believe that the half-year financial report of Eastern Resources Limited and controlled entities is not in accordance with the *Corporations Act 2001* including:

- (a) giving a true and fair view of the consolidated entity's financial position as at 31 December 2023 and of its performance for the half-year ended on that date; and
- (b) complying with Accounting Standard AASB 134 *Interim Financial Reporting and Corporations Regulations 2001*.

BDJ Partners



Gregory W Cliffe  
Partner

4 March 2024

Tax

Accounting

Financial  
Advice

Super

Audit

Loans

## Auditor's Independence Declaration under Section 307C of the Corporations Act 2001 to the Directors of Eastern Resources Limited and Controlled Entities

I declare that, to the best of my knowledge and belief during the half year ended 31 December 2022 there have been:

- a. no contraventions of the auditor independence requirements as set out in the Corporations Act 2001 in relation to the review; and
- b. no contraventions of any applicable code of professional conduct in relation to the review.

BDJ Partners



Gregory W Cliffe  
Partner

28 February 2024

**Tax**

**Accounting**

**Financial  
Advice**

**Super**

**Audit**

**Loans**

**Phone**

+61 2 9956 8500

**Email**

bdj@bdj.com.au

**Office**

Level 8, 124  
Walker Street  
North Sydney  
NSW 2060

**Postal**

PO Box 1664,  
North Sydney