



REDSTONE RESOURCES

REDSTONE RESOURCES LIMITED

ACN 090 169 154

CONSOLIDATED FINANCIAL REPORT

FOR THE HALF-YEAR ENDED

31 DECEMBER 2023

This interim financial report does not include all the notes of the type normally included in an annual financial report. Accordingly, this report is to be read in conjunction with the Annual Report for the year ended 30 June 2023 and any public announcements made by Redstone Resources Limited during the interim reporting period in accordance with the continuous disclosure requirements of the Corporations Act 2001.

REDSTONE RESOURCES LIMITED

ACN 090 169 154

CONTENTS

Corporate Directory	2
Directors' Report	3
Auditor's Independence Declaration	19
Consolidated Statement of Comprehensive Income	20
Consolidated Statement of Financial Position	21
Consolidated Statement of Changes in Equity	22
Consolidated Statement of Cash Flows	23
Notes to the Half-Year Financial Statements	24
Directors' Declaration	32
Independent Auditor's Review Report to the Members	33
Competent Persons Statements	35

ASX Listing Rule Information

The Company confirms that it is not aware of any new information or data that materially affects the information included in the original market announcements referred to in this report, and in the case of estimates of Mineral Resources, that all material assumptions and technical parameters underpinning the estimates in the original market announcements continue to apply and have not materially changed. The Company confirms that the form and context in which the competent persons findings have not been materially modified from the original announcement referred to in the release.

Forward-Looking Statements

This document may include forward-looking statements. Forward-looking statements include, but are not limited to statements concerning Redstone Resources Limited's (**Redstone**) planned exploration program and other statements that are not historical facts. When used in this document, the words such as "could", "plan", "estimate", "expect", "intend", "may", "potential", "should", and similar expressions are forward-looking statements. Although Redstone believes that its expectations reflected in these forward-looking statements are reasonable, such statements involve risks and uncertainties and no assurance can be given that actual results will be consistent with these forward-looking statements.

REDSTONE RESOURCES LIMITED

ACN 090 169 154

CORPORATE DIRECTORY

DIRECTORS:	Mr Richard Homsany (Chairman) Mr Brett Hodgins (Non-Executive Director) Mr Edward van Heemst (Non-Executive Director)
COMPANY SECRETARY:	Ms Miranda Conti
REGISTERED AND PRINCIPAL OFFICE:	60 Havelock Street WEST PERTH WA 6005 Tel: (08) 9328 2552 Fax: (08) 9328 2660 Website: www.redstone.com.au email: contact@redstone.com.au
SHARE REGISTRY:	Automic Level 5, 126 Phillip Street SYDNEY NSW 2000 PO Box 5193 SYDNEY NSW 2001 Website: www.automicgroup.com.au email: hello@automic.com.au
HOME STOCK EXCHANGE:	Australian Stock Exchange Limited Level 40 Central Park 152-158 St George's Terrace PERTH WA 6000 ASX Code: RDS
AUDITOR:	Dry Kirkness (Audit) Pty Ltd Ground Floor 50 Colin Street WEST PERTH WA 6005 Tel: +61 8 6244 2502

REDSTONE RESOURCES LIMITED

ACN 090 169 154

DIRECTORS' REPORT

Your directors submit the financial report of Redstone Resources Limited and its controlled entities (**Redstone** or the **Entity**) for the half-year ended 31 December 2023 (the **Half-year**). In order to comply with the provisions of the Corporations Act 2001, the directors' report follows:

The Board of Directors

The names of Redstone Resources Limited's directors in office during or since the end of the Half-year until the date of this report are:

Richard Homsany	(Chairman)
Brett Hodgins	(Non-Executive Director)
Edward van Heemst	(Non-Executive Director)

Review of Operations

The consolidated loss after income tax for the Half-year is \$335,831 (2022: \$288,593).

During the Half-year Redstone was primarily focussed on the acquisition of a highly prospective suite of lithium projects located in the James Bay Province, Québec and Northwest Ontario in Canada. Redstone has now established a considerable footprint in the James Bay and Ontario lithium districts which are home to several Tier-1 lithium projects. This increased exposure to Canadian lithium is highly complementary to the Company's plans for the West Musgrave Copper Project in Western Australia.

Initial work completed at the Radisson East and Sakami Projects during the Half-year clearly demonstrated the strong potential for LCT mineralised pegmatites to be hosted within this James Bay tenement package with a significant number of high priority Lithium-Caesium-Tantalum (LCT) pegmatite target areas confirmed across Radisson East and Sakami, providing a great foundation for exploration success this year. Additionally, at the Attwood Lake Project in Ontario our initial exploration campaign confirmed several pegmatite outcrops and elevated lithium levels across the project area, also providing the Company with significant encouragement moving forward.

A summary of the key operational and corporate developments achieved during the Half-year is outlined below.

RADISSON EAST AND SAKAMI LITHIUM PROJECTS – JAMES BAY, QUÉBEC, CANADA

In July 2023 Redstone secured an option to acquire a 100% interest over the highly prospective Radisson East and Sakami Lithium Projects immediately providing the Company with a strong position in the prolific James Bay Lithium district in Québec, Canada.

The Radisson East and Sakami Projects cover over 50km of greenstone belt strike length, which is geology that is known to host spodumene-bearing pegmatites throughout the world class James Bay Lithium district. Greenstone belts are the key host geology at each high-grade lithium project nearby including Corvette, Cancet and the Mia Lithium Project (**Figure 1**).

The Sakami Lithium Project (68 km²) consists of three claim blocks within the La Grande sub-province situated approximately 14 km north of the boundary between the La Grande and Opinaca sub-provinces, in a similar geological setting as the Corvette (Patriot Battery Metals), Cancet (Winsome Resources Ltd) and Adina Lithium Deposits (Winsome Resources Ltd) lithium deposits, which all occur 10 to 20 km north of the boundary (**Figure 1**).

DIRECTORS' REPORT

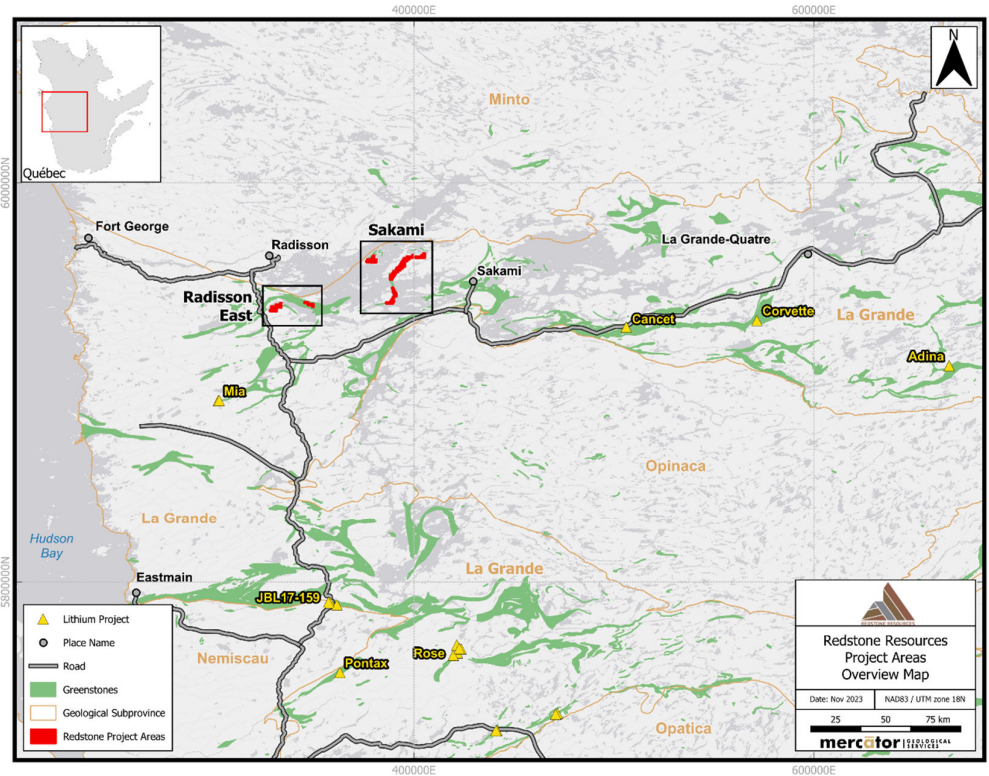


Figure 1: Radisson East and Sakami Lithium Project location map

Prospectivity Analysis

During the Half-year Redstone retained Mercator Geological Services Limited (**Mercator**) to complete their proprietary prospectivity analysis method on the Sakami and Radisson East Projects. The prospectivity analysis identified a significant number of high priority Lithium-Caesium-Tantalum (LCT) pegmatite target areas, including eighteen (18) target areas and six (6) target areas respectively on the Projects.

The primary purpose of this prospectivity analysis was to identify priority lithium targets within the Projects to guide further exploration. The prospectivity model used was designed on the LCT pegmatite deposit model of Černý & Ercit (2005)¹, and review of data from the known lithium deposits in the area. The final version of the prospectivity map consisted of 79 input layers of data sourced from the Government of Québec's Geomining Information System (SIGÉOM) that were used to calculate the prospectivity weightings. The model was designed to highlight the best lithium targets where favourable structure, lithology, mineralisation, and LCT pegmatites geochemistry occur.

Key outcomes from the prospectivity analysis are summarised below:

Sakami Lithium Project:

- Generated eighteen (18) target areas that are prospective for LCT pegmatites across the Sakami Lithium Project, (**Figure 2**).
- The two easternmost claim blocks follow a north-south trend of elevated prospectivity scores, and the northwestern-most claim block is highlighted by an elevated prospectivity score along its northern boundary (**Figure 2**).

¹ Černý, Petr & Ercit, T. Scott. (2005). The classification of granitic pegmatites revisited. The Canadian Mineralogist. 43. 2005-2026. 10.2113/gscanmin.43.6.2005.

DIRECTORS' REPORT

- The north-south trend of prospectivity appears to be associated with amphibolite and paragneiss units along north-northeast-trending faults.
- The highest priority targets on the Sakami Lithium Project are targets S01 through S04 to the south end of the Project towards the La Grande-Opinaca sub-province boundary.
- Targets S08 and S09 (**Figure 2**), lying towards the La Grande-Minto geological boundary in the northeastern most claim block, appears to be associated with favourable lithology and structure that is commonly associated with LCT pegmatites in the James Bay area.

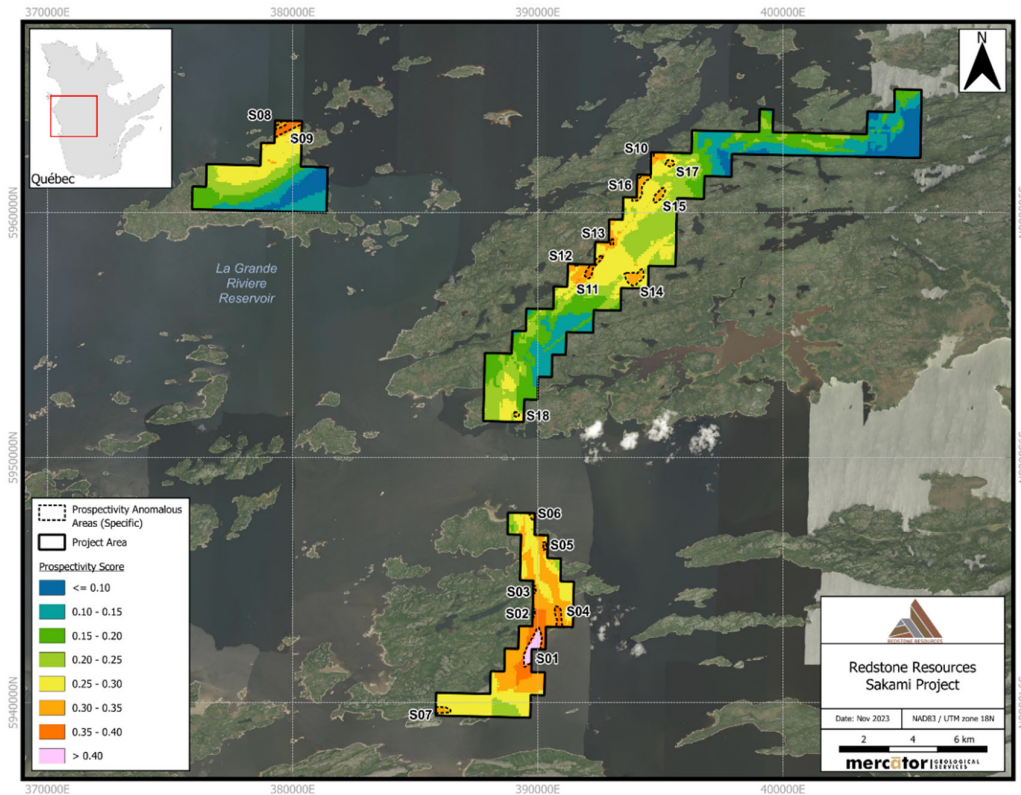


Figure 2: Prospectivity analysis of Sakami Lithium Project

Radisson East Lithium Project:

- The prospectivity analysis has generated six (6) target areas for prospective LCT pegmatites across the Radisson East Lithium Project (**Figure 3**).
- The easternmost claim block follows a northwest trend of elevated prospectivity and includes targets RE01 and RE02 (**Figure 3**). The westernmost claim block follows a northeast trend of lower but slightly elevated prospectivity scores and includes targets RE03 through RE06 (**Figure 3**). These trends of elevated prospectivity both follow basalt units that underly both claim blocks.
- The highest priority targets on the Radisson East Lithium Project are RE01 and RE02. Although all six targets occur within basalt, RE01 and RE02 are further elevated above the other target areas by increasing low level geochemical anomalism that is associated with LCT pegmatites towards the northeast.

DIRECTORS' REPORT

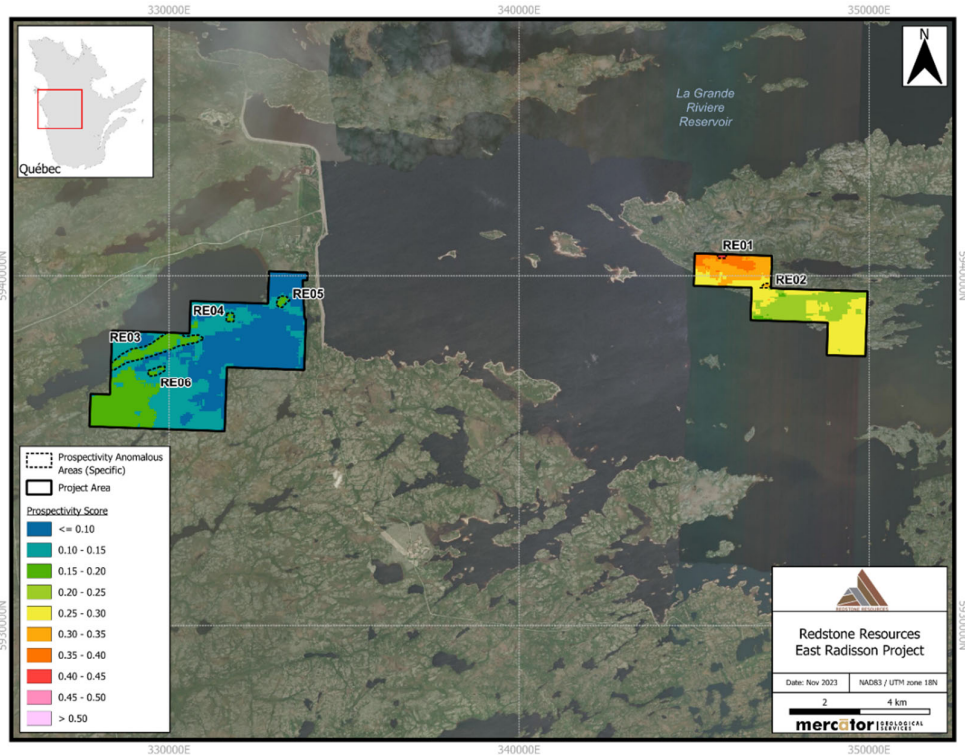


Figure 3: Prospectivity analysis of Radisson East Lithium Project

Multispectral Analysis

In addition to the prospectivity analysis completed by Mercator, Redstone engaged consultant Dr. Neil Pendock (**Dirt Exploration**) to complete multispectral analysis over the Projects, of data collected from Sentinel-2 in 2021 along with ALOS-1 satellite in 2009.

Results from the multispectral analysis confirmed the identification of mapped areas over the two Projects corresponding to several exploration targets interpreted to potentially correspond to LCT pegmatites.

The satellite-derived hyperspectral data can detect rocks of interest that lie on the surface, or buried a few centimetres below the surface beneath vegetation, soil, or till. This technique is very useful in the James Bay region because the area is heavily vegetated.

Maiden Exploration Program

The Radisson East and Sakami Projects are known to host several pegmatite outcrops, but no lithium-focused work has been conducted to date, and thus no lithium-bearing occurrences have yet been noted. Multiple target areas have been identified based on the aforementioned targeting criteria and confirmed using aerial imagery.

In addition to the indicator mineralogy, the Projects are located along trend of the Cancet Project (Winsome Resources Ltd (ASX:WR1)) and Corvette (Patriot Battery Metals Inc.(TSXV:PMET)).

DIRECTORS' REPORT

Preparations and planning, and liaison with First Nations has commenced for an inaugural field program to assess the highest prospectivity target areas identified from the prospectivity analysis, in conjunction with the significant number of potential LCT pegmatite outcrop targets identified by the multispectral analysis.

The first pass programme will include field mapping, outcrop sampling and geochemical sampling to verify the presence of pegmatite outcrops and to test for lithium mineralisation.

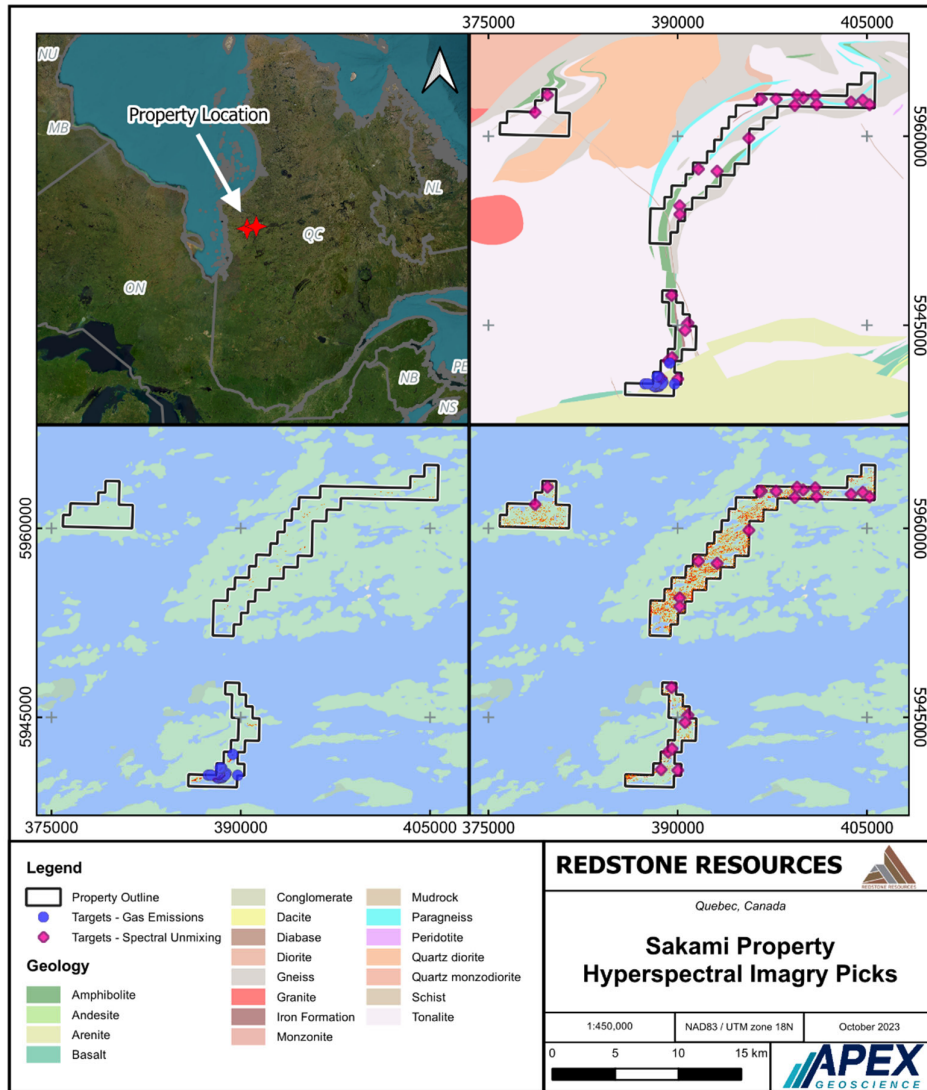


Figure 4: Results from hyperspectral imagery of the Sakami Property. Heat maps for areas of high interest are provided for spectral unmixing (bottom right; endmembers spodumene, quartz, zoisite, and rhodonite) and gas emissions (bottom left; methane). High priority targets are shown as purple and red circles.

DIRECTORS' REPORT

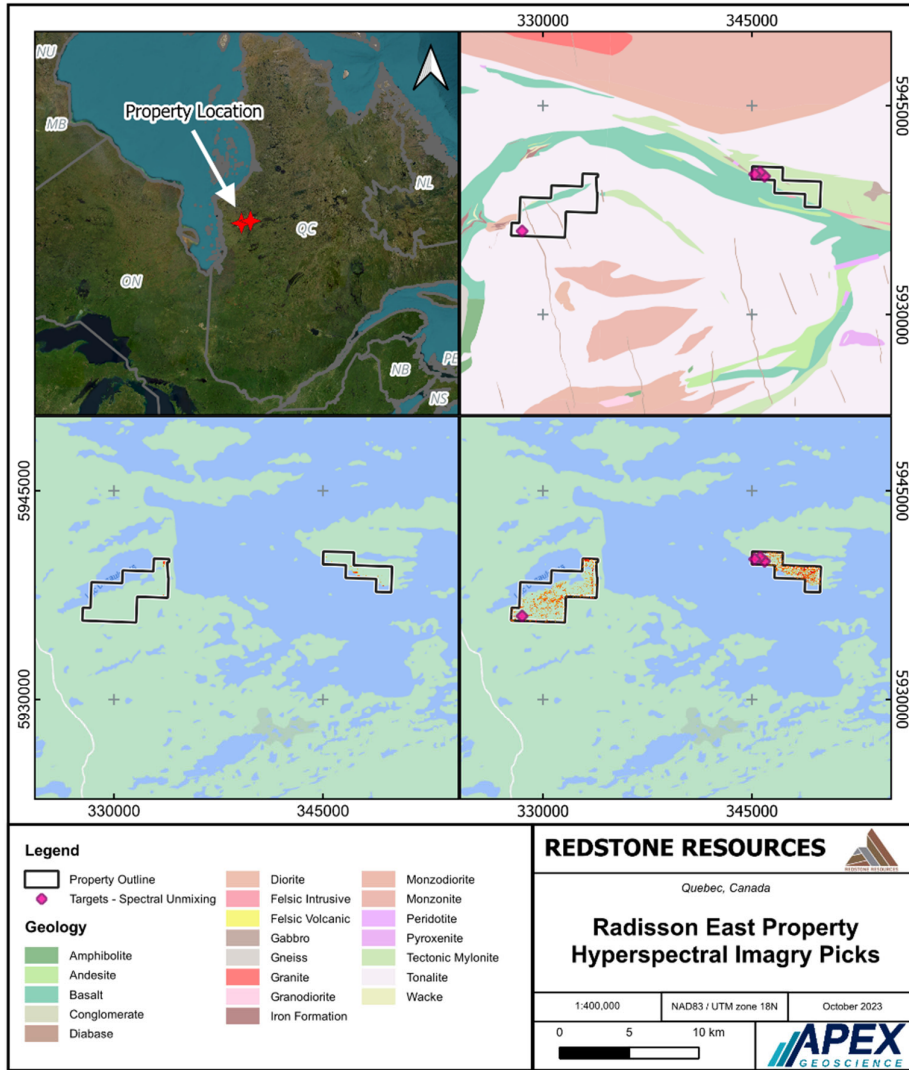


Figure 5: Results from hyperspectral imagery of the Radisson East Property. Heat maps for areas of high interest are provided for spectral unmixing (bottom right; endmembers spodumene, quartz, zoisite, and rhodonite) and gas emissions (bottom left; methane). High priority targets are shown as purple and red circles.

JAMES BAY LITHIUM PROJECTS AND ONTARIO LITHIUM PROJECTS – RDS AND GLN JV (50/50)

During the Half-year Redstone announced that it had entered into an exclusive binding agreement to acquire 100% of the Camaro, Taiga and Hellcat Projects (the **James Bay Lithium Projects**) as part of a 50/50 unincorporated joint venture (JV) with ASX-listed Galan Lithium Ltd (ASX: GLN) (**Galan**) (see ASX announcement dated 4 October 2023).

DIRECTORS' REPORT



Figure 6: Location of the Projects the subject of the JV between Redstone Resources and Galan Lithium Limited. The PAK Lithium Projects are located in Northwest Ontario and while the Taiga-Hellcat-Camaro lithium projects are located in James Bay, Québec, Canada

These new James Bay Lithium Projects collectively comprise 5,187 hectares of tenure located in the world-class James Bay Lithium Province, host to several advanced lithium projects and new lithium discoveries in Québec, Canada (**Figure 6**). Encouragingly, the new James Bay JV projects are located adjacent to Patriot Battery Metals (TSXV:PMET) emerging CV8 and CV13 pegmatite discoveries (**Figure 7**).

PMET's CV8 pegmatite is a high-quality new hard rock lithium discovery, with grab samples averaging 4.6% Li₂O, and is located only 1.4 km north of the Taiga Project, and PMET's newly-discovered CV13 pegmatite cluster is located 1.5 km north of the Camaro Project (**Figure 7**).

Further, the JV has also secured an option to acquire 100% of the PAK South and PAK Southeast Lithium Project (the **PAK Lithium Projects**) comprising 1,415 hectares in Ontario's Electric Avenue near Frontier Lithium Inc's (**Frontier**) PAK Lithium Project.

Highlighting the prospectivity of the Electric Avenue province, Frontier previously reported an intersection of 108.4m of continuous pegmatite averaging 2.12% Li₂O from its Spark Pegmatite⁵ (see Frontier's TSX-V announcement dated 25 September 2023).

Redstone will be the manager of the JV.

DIRECTORS' REPORT

James Bay JV: Project Summaries

Taiga and Camaro Projects

The Taiga and Camaro project properties are situated in the Meso-Archean to Paleoproterozoic La Grande Subprovince of the Superior Province. The Corvette Pegmatite series is hosted in the Mesoarchean Guyer Grupe, which is dominantly a meta-basalt (greenstone). The Taiga and Camaro projects are underlain by the Poste Le Moyne and Langelier plutons, respectively. The Camaro project is hosted in the Semonville Pluton with local windows of the Rouget Formation metabasalt. The properties are hosted in hornblende biotite diorite, quartz-rich diorite, biotite hornblende tonalite, granodiorite, granite, conglomerate, wacke, and amphibolite. Pegmatite dykes range from cm-scale irregular anatectic swaths to locally 5m wide dykes traced up to 200 m in length. The dykes are comprised of plagioclase feldspar, potassium feldspar, quartz, and minor biotite with local tourmaline and muscovite.

Hellcat Project

The Vieux Comptoir Granitic suite contained within the properties is believed to be the source of the spodumene-bearing pegmatite dykes found within the region. The properties host multiple greenstone belts. The primary greenstone within the Hellcat Project is Amphibolites of the Rouget greenstone belt, a similar age to the Grupe de Guyer greenstone belt, located within Patriot Battery Metals Corvette discovery. Additionally, the Corvette Shear Zone transects the property roughly E-W, creating an additional zone of weakness for pegmatite emplacement within the greenstone belt.

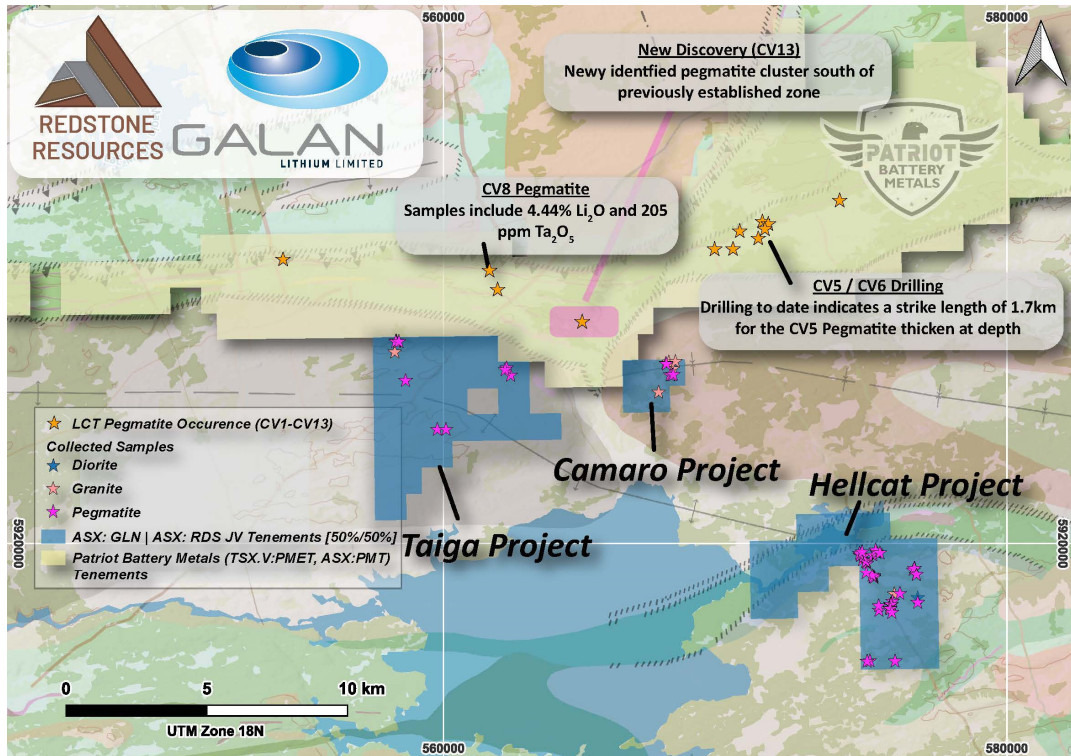


Figure 7: Location of the Taiga-Camaro-Hellcat (TCH) properties in James Bay. Figure highlights PMET's recently reported LCT Pegmatite Occurrences. Blue, Pink and Purple stars indicate samples collected by Axiom Exploration within the TCH tenements.

REDSTONE RESOURCES LIMITED

ACN 090 169 154

DIRECTORS' REPORT

Exploration Summary: Geological Sample Collection

During October 2022, Infinity Stone Ventures contracted Axiom Exploration Group (**Axiom**) to complete basic geologic reconnaissance and assess the prospectivity of the Taiga-Camaro-Hellcat properties.

Axiom collected eleven (11) samples from the Taiga property, twelve (12) samples from the Camaro property and forty-seven (47) from the Hellcat Tenement. Overall, sixty-one (61) samples were classed as pegmatite (See **Figure 7**). Pegmatite samples were collected from outcropping dykes ranging from 30cm to 2.5m thick. The samples from the Hellcat properties host the greatest concentration of prospective dykes as multiple dykes have been encountered at one outcrop.

Most of the assay data provided show encouraging geochemical trends indicative of fractionation commonly associated with pegmatite mineralisation (e.g. trends to very low ratios of K/Rb, Mg/Li, and Nb/Ta), while two pegmatite samples show Ta values above 100 ppm.

Ontario Projects – PAK South and PAK Southeast (PAK Lithium Projects)

In addition to the acquisition of the James Bay Lithium Projects, the Redstone and Galan JV has entered into an option to acquire 100% of the PAK South and PAK Southeast claims located approximately 170 km north of Red Lake, Ontario, in the Red Lake Mining Division. Several pegmatite units have been identified in regional mapping by the Ontario Geological Survey (OGS)² on the PAK South and PAK Southeast properties which cover 1,258 hectares and 157 hectares, respectively.

The PAK Lithium Projects are adjacent to Frontier's (TSX.V:FL) PAK Lithium Project, which includes two lithium deposits, the Spark Deposit and PAK Deposit, and two other prospects³ (See **Figure 8**).

On February 16, 2022, Frontier announced it encountered "405 metres of 1.5% Li₂O" at its Spark Deposit⁴. Frontier's PAK Deposit hosts a mineral resource in measured and indicated categories of 6.68Mt @ 2.02% Li₂O and inferred of 2.67Mt @ 2.29% Li₂O. In comparison, the Spark Deposit hosts an indicated resource of 14.4Mt @ 1.40% Li₂O and an inferred resource of 18.1Mt @ 1.37% Li₂O^{3,5}.

Frontier has recently announced (September 25, 2023) a 108.4-metre intercept of pegmatite at the Spark Deposit with Li₂O values averaging 2.12%⁶.

The PAK Lithium Projects are located near the Bear Head Lake Fault, which is the dominant structural feature in the region and has been traced for over 140 km from northwest-southeast within the PAK Lithium Projects. The Bear Head Lake Fault Zone appears to be the locus for a peraluminous suite of granitic plutons. Nine major plutons consisting of two mica granites (fertile granites) are documented over the 140 km strike length of the fault. Fertile granites are interpreted to be the parental rocks that give rise to rare metal pegmatites³.

The PAK Lithium Projects are located in the heart of Ontario's "Electric Avenue", in the vicinity of Avalon Advanced Materials Inc. (TSX:AVL) (OTCQB:AVLNF) recently announced lithium battery metals refinery.

² Ontario Geological Survey Precambrian Geology of Whitlee Lake, Map P.3224.

³ Frontier Lithium Inc. (TSX.V:FL) News Release dated March 1, 2022, "Frontier Lithium successfully converts Inferred Resource to 14 million tonnes of Indicated Resource on the Spark Deposit"

⁴ Frontier Lithium Inc. (TSX.V:FL) News Release dated February 16, 2022, "Frontier Drills 405 Metres of 1.5% Li₂O from Phase X Drilling at Spark".

⁵ NI 43-101 Technical Report for the PAK Lithium Project in Northwest Ontario, prepared for Frontier Lithium Inc, April 9, 2021.

⁶ Frontier Lithium Inc. (TSX.V:FL) News Release dated September 25, 2023, "Frontier Lithium Intersects 108.4 m of 2.12% Li₂O on the Spark Pegmatite and Grant Options"

DIRECTORS' REPORT

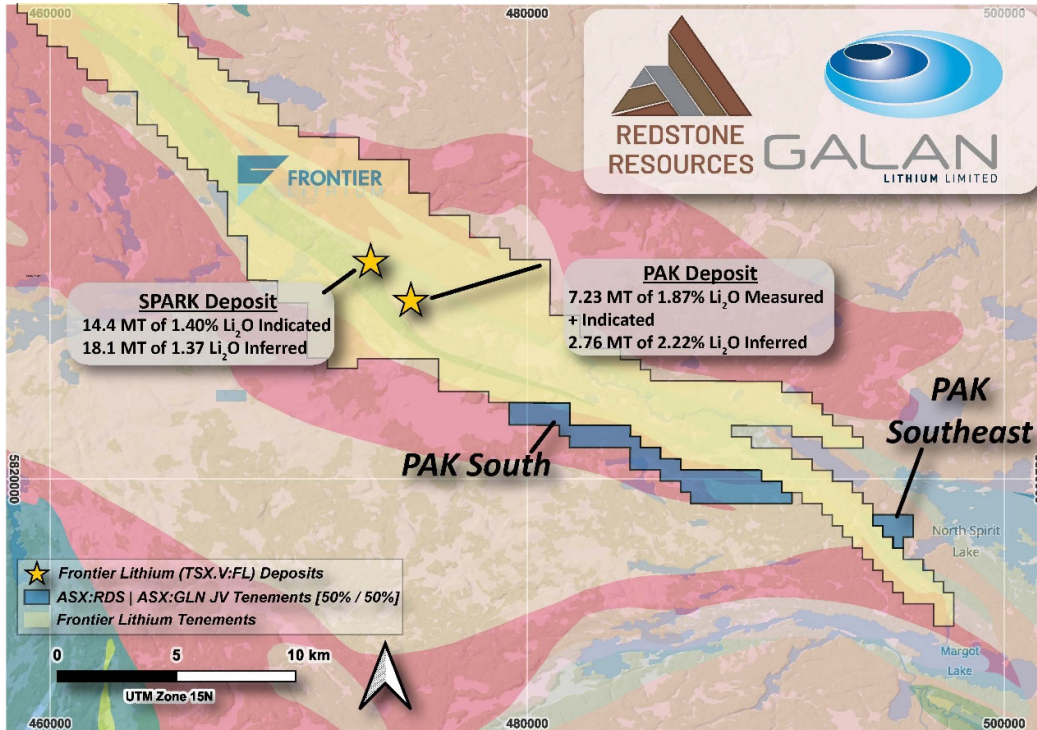


Figure 8: Location of the PAK South and PAK Southeast properties in Ontario’s Electric Avenue. The figure highlights proximity to Frontier Lithium Inc’s SPARK and PAK lithium deposits.

ATTWOOD LAKE LITHIUM PROJECT- NORTHWESTERN ONTARIO, CANADA

In May 2023 the Company entered into an exclusive agreement to acquire a 100% interest in the Attwood Lake Lithium properties (the **Attwood Lake Project**) which are considered highly prospective for Li and/or rare element pegmatites.

The Attwood Lake Project which comprises 17 claims for a total tenure of 7,393 hectares is located in Northwestern Ontario, Canada (**Figure 11**) where numerous lithium deposits and advanced lithium projects have documented to host significant resources of Li₂O.

Shortly after securing the Attwood Lake Project Redstone undertook a Phase 1 reconnaissance exploration program (**Phase 1 Program**), which comprised a helicopter-supported geological mapping and sampling program for Li and REE bearing pegmatites.

Samples were collected from outcrops that varied in size from a few meters up to 10s of meters wide by 50 m long. Sampling concentrated on the largest accessible pegmatite bodies observed from the air with a total of 209 rock samples collected from various pegmatitic bodies on the Project (**Figures 10 and 11**). At least a further 10 pegmatite bodies were identified from the air but are yet to be sampled.

DIRECTORS' REPORT

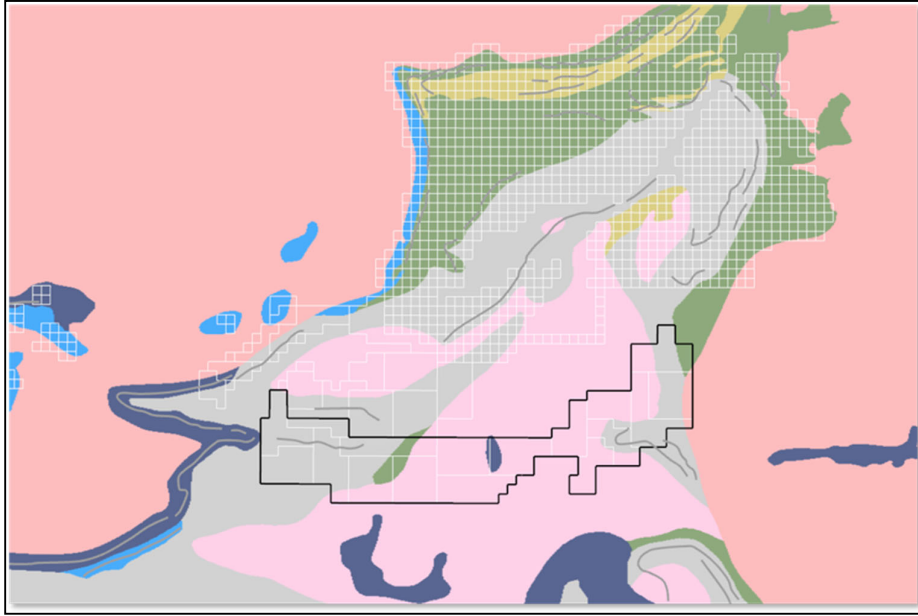


Figure 9: The Attwood Lake Lithium Project Tenure in Nakina, Ontario in Canada.

The Phase 1 Program and results obtained during the Quarter indicate that elevated lithium is present across the Attwood Lake Project. The western half of the project is considered the most prospective due to the abundant pegmatite exposures in the area which returned the highest lithium concentrations (**Figure 13**). These pegmatites are hosted within metasediments and comprise the largest pegmatites found on the project to date.



Figure 10: Geologist exposes pegmatite outcrop beneath lichen.

The samples returned lithium concentrations up to 78.9ppm. Seven grab samples comprising pegmatitic-grained granites to pegmatites, medium- to coarse-grained granites and other lithologies (**Figure 12**) from across the Project yielded Li assay values greater than 60 ppm (three-times background levels; **Figure 13**).

DIRECTORS' REPORT

The highest assay sample F0031340 (78.9 ppm Li) was collected from a large pegmatite body that extends over 200 m in length and trends east-west. Sample F0031006 (72.5 ppm Li) was collected along a trend of pegmatite bodies that extend over 800 m in length, with individual pegmatites reaching approximately 50 m in length. Follow up sampling in these areas is proposed to test the entire extent of the pegmatites.

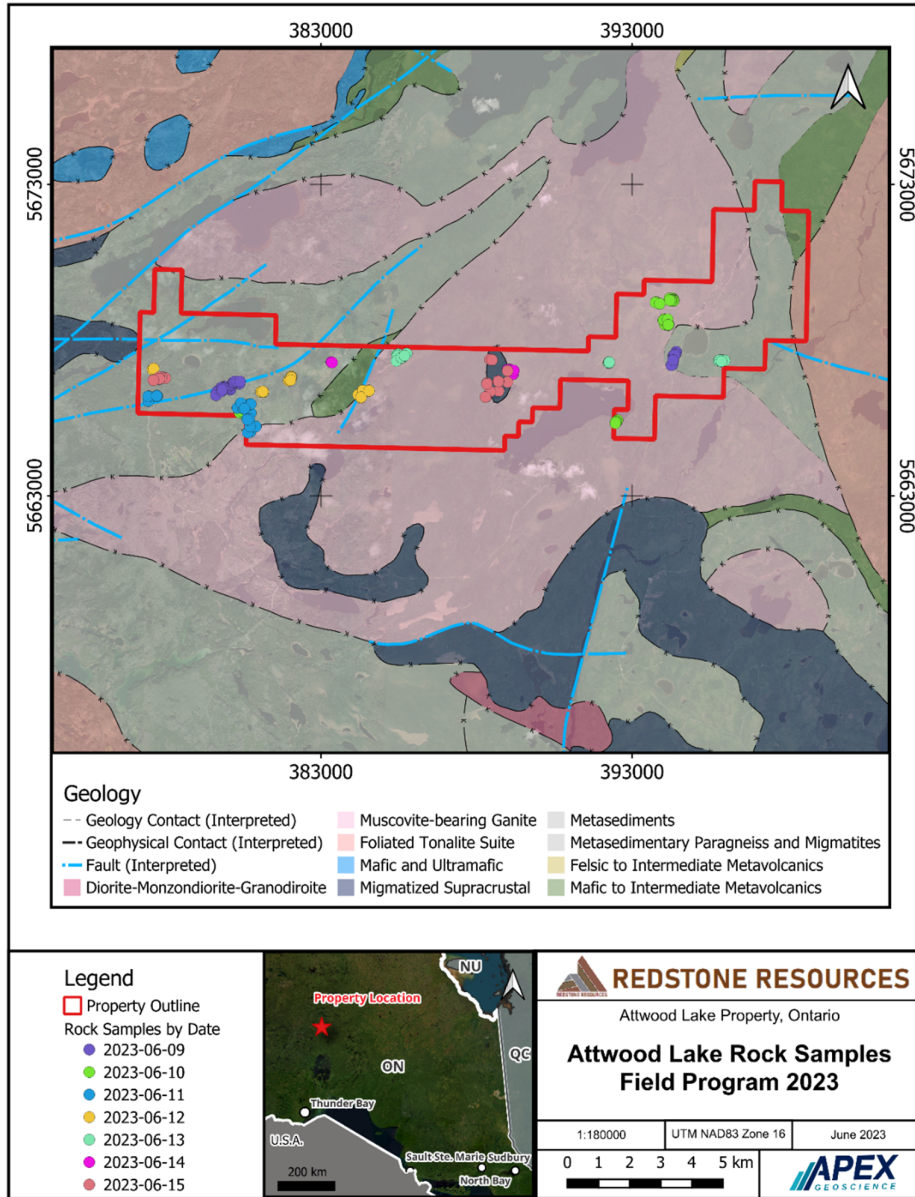


Figure 11: Location and geology of Attwood Lake Phase 1 Program rock samples.

Planning has commenced to undertake a focussed reconnaissance program to follow up on these initial results and to target the higher-grade Li pegmatites. A ground-based programme is also being planned to assess the presence and composition of potential pegmatite outcrop that is obscured from aerial reconnaissance by the extensive tree cover.

DIRECTORS' REPORT




Figure 12: Left: Pegmatite with minerals of feldspar (white/cream), quartz (clear), tourmaline (black), muscovite (bronze), and apatite (blue). Right: Black tourmaline crystals in pegmatite.

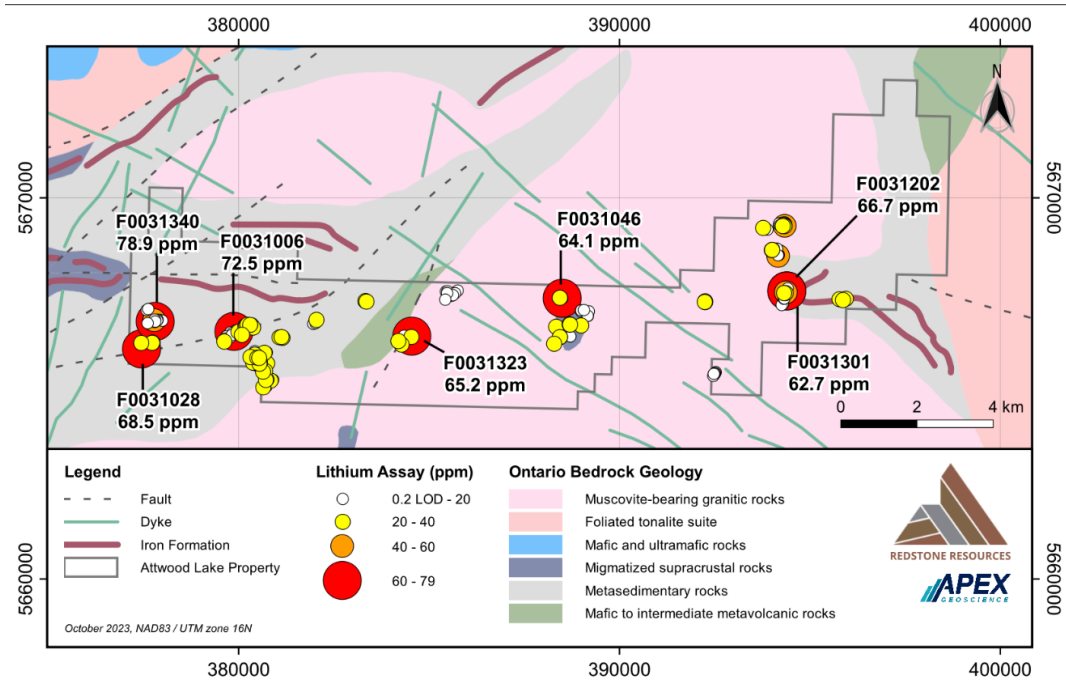


Figure 13: Assay results for Li from Attwood Lake 2023 rock grab samples.

WEST MUSGRAVE PROJECT, WESTERN AUSTRALIA (RDS:100%)

Redstone's 100% owned West Musgrave Project (the **West Musgrave Project**) which includes the Tollu Copper Vein deposit (Tollu), is located in the southeast portion of the West Musgrave region of Western Australia.

REDSTONE RESOURCES LIMITED

ACN 090 169 154

DIRECTORS' REPORT

The West Musgrave Project has the right geological and structural setting for large magmatic Ni-Cu sulphide deposits just 40km east of BHP's world-class Nebo-Babel Ni-Cu-Co-PGE deposit, which is estimated to have a resource of 390 million tonnes grading 0.33% copper and 0.30% nickel, for 1.2 million tonnes of contained nickel metal and 1.3 million tonnes of contained copper metal (Mea + Inf – 2012 JORC) (see **Figure 14**).

Tollu hosts a giant swarm of hydrothermal copper rich veins in a mineralised system covering an area at least 5km². Copper mineralisation is exposed at the surface and forms part of a dilation system within and between two major shears.

Redstone expects the initial JORC 2012 resource at Tollu of **3.8 million tonnes at 1% Cu**, containing **38,000 tonnes of copper**, and 0.01% cobalt, which equates to 535 tonnes of contained cobalt (ASX release 15 June 2016 and 1 May 2017), the mineralised area, and the volume of hydrothermal mineralisation, to increase with further drilling.

Geological interpretation suggests that the West Musgrave Project may also be prospective for Volcanic Hosted Massive Sulphide (VHMS) deposits, large continental type Molybdenum (Mo)-porphyry deposits, strata-bound Gold (Au)- Silver (Ag) deposits, Tin (Sn) – Tungsten (W) mineralization related to granites, granite stockworks or greissens, intrusion related polymetallic veining and Intrusion Related Gold deposits (IRG).

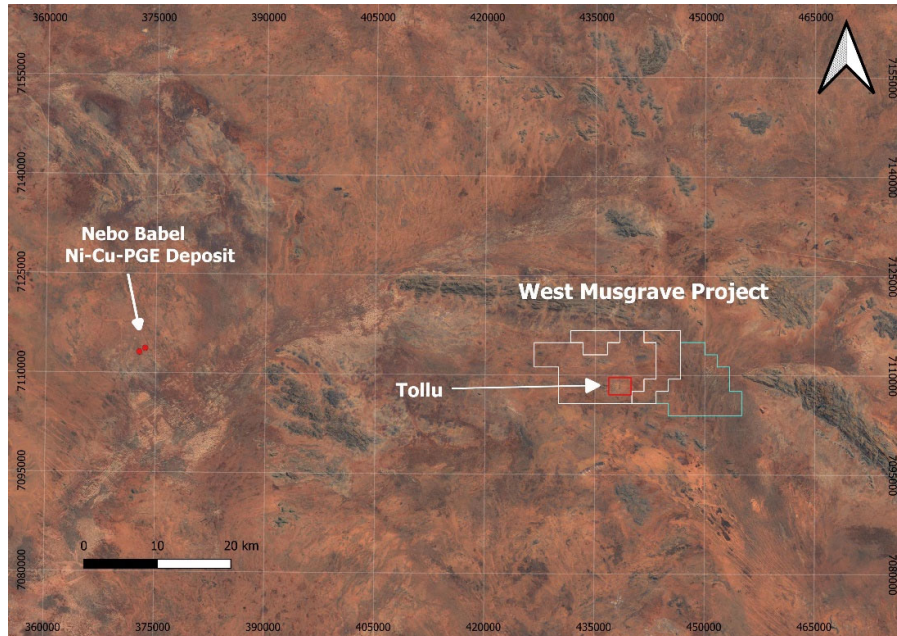


Figure 14 – Location of the West Musgrave Project in relation to the Nebo-Babel Ni-Cu-PGE deposit.

Assay results from the 2022 RC drilling campaign released in early 2023 have for the first time confirmed the presence of a potential Ni-Cu-Co-PGE host or source rocks on the West Musgrave Project. This significantly upgrades the West Musgrave Project for Ni-Cu-Co-PGE prospectivity, especially considering the western boundary of the project area is only 40km east of the now BHP owned world class Nebo Babel Ni-Cu-Co-PGE deposit (see **Figure 14**).

No substantive exploration work was completed at the West Musgrave Project during the Half-year. Further updates on strategy and exploration plans will be provided in due course.

REDSTONE RESOURCES LIMITED

ACN 090 169 154

DIRECTORS' REPORT

HANTAILS GOLD PROJECT – FARM-IN AND JV AGREEMENT (RDS: 80%)

In July 2020 Redstone entered into a Farm-in and Joint Venture to farm-in to an 80% interest in the HanTails Project (**HanTails**). HanTails is a historic large scale gold mine Tailings Storage Facility (TSF) located on the historic Hannans South Gold Mill site, just 15kms south of Kalgoorlie-Boulder, Western Australia.

HanTails contains many years of gold tailings deposition material from its original operations during 1986 to 2006, primarily undertaken by then owners Croesus Mining Limited.

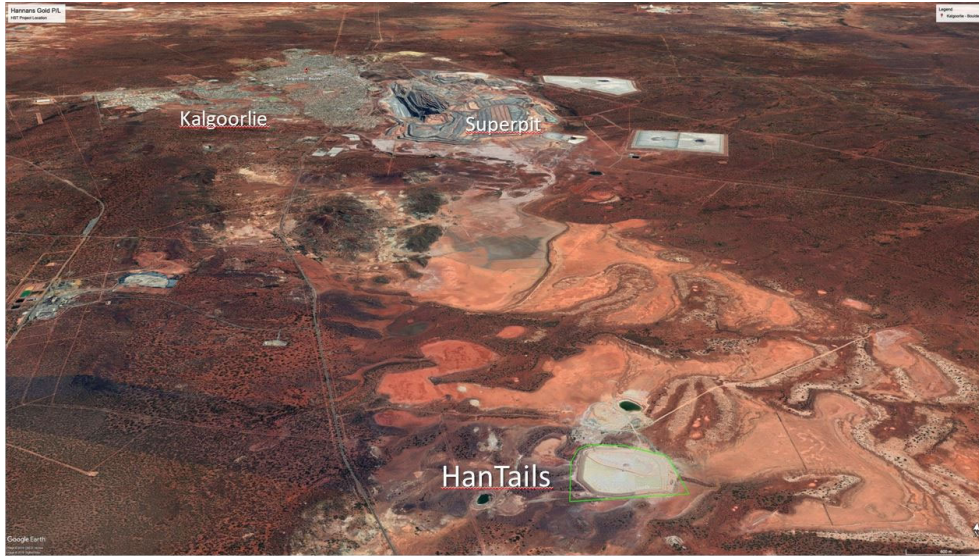


Figure 15 – Location of the HanTails Project TSF 15kms south of Kalgoorlie, Western Australia and 10kms south of the Super Pit.

No substantive exploration work was completed at the HanTails Project during the Half-year.

CORPORATE

2022 R&D Tax Incentive

During the Half-year the Company received a Research and Development (R&D) Tax Incentive claim rebate totalling \$228,239 (before fees) in relation to FY2022.

Issue of Shares

Pursuant to the terms of the acquisition agreement for the James Bay JV Projects, 50 million fully paid ordinary shares (**Shares**) were issued to Galan in consideration for a 50% interest in the projects for a deemed consideration of \$0.0063/Share.

Pursuant to the terms of the Option Agreement for the Radisson East and Sakami Lithium Projects, 25 million Shares were issued during the Half-year to the vendors of the projects for a deemed consideration of \$0.007/Share.

REDSTONE RESOURCES LIMITED

ACN 090 169 154

DIRECTORS' REPORT

Issue of Unlisted Placement Options

Following shareholder approval in December 2023, 34,333,333 1:3 free attaching \$0.025 unlisted options exercisable on or before 31 December 2025 were issued to the participants of the FY23 placement. A further 1,500,000 options on the same terms were also issued to GBA Capital Pty Ltd, lead manager of the placement, pursuant to the terms of their mandate.

Issue of Unlisted Options to Directors, Employee and Consultant

On 28 December 2023 the Company issued 27,000,000 unlisted options exercisable at \$0.0096 on or before 23 November 2028 to Directors, employee and consultant of the Company pursuant to shareholder approval.

Events After Balance Date

On 10 January 2024, 12,500,001 fully paid ordinary shares held in the Company were released from voluntary escrow. (**Escrowed Shares**). The Escrowed Shares were issued as part consideration to secure an exclusive Option Agreement to acquire 100% of the Radisson East and Sakami Lithium Projects located in James Bay, Québec, Canada in July 2023.

On 19 January 2024, the Company issued 4,000,000 fully paid ordinary shares (**Shares**) in the Company for a deemed issue price of \$0.01 per Share, in consideration for professional services provided to the Company in relation to Canadian project acquisitions.


Other than as stated above there are no matters or circumstances that have arisen since the end of the Half-year which have significantly affected or may significantly affect the operations or the state of affairs of the Entity in future financial years.

Auditor's Independence Declaration

Section 307C of the Corporations Act 2001 requires our auditors, Dry Kirkness (Audit) Pty Ltd, to provide the directors of Redstone with an Independence Declaration in relation to the review of the Half-year financial report. This Independence Declaration is set out on the following page and forms part of this directors' report for the Half-year ended 31 December 2023.

This report is signed in accordance with a resolution of the Board of Directors made pursuant to s306(3) of the Corporations Act 2001.

On behalf of the Directors



R Homsany
Chairman
Perth, Western Australia
15 March 2024

AUDITOR'S INDEPENDENCE DECLARATION

As lead auditor for the review of Redstone Resources Limited for the half year ended 31 December 2023, I declare that, to the best of my knowledge and belief, there have been:

- a) No contraventions of the auditor independence requirements of the *Corporations Act 2001* in relation to the review; and
- b) No contraventions of any applicable code of professional conduct in relation to the review.

This declaration is in respect of Redstone Resources Limited and the entities it controlled during the half year period.

DRY KIRKNESS (AUDIT) PTY LTD



ROBERT HALL CA
Director

Perth

Date: 15 March 2024

REDSTONE RESOURCES LIMITED

ACN 090 169 154

CONSOLIDATED STATEMENT OF COMPREHENSIVE INCOME

FOR THE HALF-YEAR ENDED 31 DECEMBER 2023

	Note	Half-year ended 31 December 2023 \$	Half-year ended 31 December 2022 \$
<i>Revenue</i>			
Other Income		20,855	-
Total revenue		20,855	-
<i>Expenses</i>			
Administration and other expenses from ordinary activities		(112,852)	(94,853)
Employee and directors' benefit expense		(119,218)	(104,074)
Share based payments		(129,000)	(89,042)
Depreciation and amortisation expense		(322)	(644)
Finance costs		(634)	-
Total expenses		(362,026)	(288,613)
Loss before interest and taxes		(341,171)	(288,613)
Interest revenue		5,340	20
Loss before income tax		(335,831)	(288,593)
Income tax expense		-	-
Loss after income tax for the period		(335,831)	(288,593)
Other comprehensive income		-	-
Total comprehensive income for the period		(335,831)	(288,593)
Earnings per share (cents per share)		Cents	Cents
- Basic and diluted loss for the half-year	1(c)	(0.04)	(0.04)

The above Consolidated Statement of Comprehensive Income should be read in conjunction with the accompanying notes.

REDSTONE RESOURCES LIMITED

ACN 090 169 154

CONSOLIDATED STATEMENT OF FINANCIAL POSITION

AS AT 31 DECEMBER 2023

	Note	At 31 December 2023 \$	At 30 June 2023 \$
CURRENT ASSETS			
Cash and Cash Equivalents		612,129	1,019,566
Trade and Other Receivables		6,617	203,429
Other Assets		37,442	30,452
TOTAL CURRENT ASSETS		656,188	1,253,447
NON-CURRENT ASSETS			
Deferred Exploration Expenditure	5	9,918,697	9,156,143
Property, Plant and Equipment		947	1,270
TOTAL NON-CURRENT ASSETS		9,919,644	9,157,413
TOTAL ASSETS		10,575,832	10,410,860
CURRENT LIABILITIES			
Trade and Other Payables	6	320,329	453,663
Provisions		28,382	23,182
TOTAL CURRENT LIABILITIES		348,711	476,845
TOTAL LIABILITIES		348,711	476,845
NET ASSETS		10,227,121	9,934,015
EQUITY			
Issued Capital	11	29,803,520	29,303,583
Reserves		625,250	496,250
Accumulated Losses		(20,201,649)	(19,865,818)
TOTAL EQUITY		10,227,121	9,934,015

The above Consolidated Statement of Financial Position should be read in conjunction with the accompanying notes.

REDSTONE RESOURCES LIMITED

ACN 090 169 154

CONSOLIDATED STATEMENT OF CHANGES IN EQUITY

FOR THE HALF-YEAR ENDED 31 DECEMBER 2023

Six months ended 31 December 2023

	Issued Capital	Accumulated Losses	Share based Payments Reserve	Total Equity
	\$	\$	\$	\$
At 1 July 2023	29,303,583	(19,865,818)	496,250	9,934,015
Total comprehensive income attributable to members	-	(335,831)	-	(335,831)
Share capital issued	506,550	-	-	506,550
Capital issue costs	(6,613)	-	-	(6,613)
Share-based payments	-	-	129,000	129,000
At 31 December 2023	29,803,520	(20,201,649)	625,250	10,227,121

Six months ended 31 December 2022

	Issued Capital	Accumulated Losses	Share based Payments Reserve	Total Equity
	\$	\$	\$	\$
At 1 July 2022	28,286,711	(19,408,877)	407,208	9,285,042
Total comprehensive income attributable to members	-	(288,593)	-	(288,593)
Share-based payments	-	-	89,042	89,042
At 31 December 2022	28,286,711	(19,697,470)	496,250	9,085,491

The above Consolidated Statement of Changes in Equity should be read
in conjunction with the accompanying notes.

REDSTONE RESOURCES LIMITED

ACN 090 169 154

CONSOLIDATED STATEMENT OF CASH FLOWS

FOR THE HALF-YEAR ENDED 31 DECEMBER 2023

	Half-year ended 31 December 2023 \$	Half-year ended 31 December 2022 \$
CASH FLOWS FROM OPERATING ACTIVITIES		
Receipts from customers	-	-
Payments to suppliers and employees	(161,688)	(208,083)
Net R&D tax concession received	39,695	-
Interest received	5,340	20
Interest paid	-	-
Net cash flows used in operating activities	(116,653)	(208,063)
CASH FLOWS FROM INVESTING ACTIVITIES		
Exploration expenditure	(354,339)	(1,379,209)
Payments for project acquisition	(93,773)	(5,003)
Net R&D tax concession received	166,260	-
Net cash used in investing activities	(281,852)	(1,384,212)
CASH FLOWS FROM FINANCING ACTIVITIES		
Proceeds from issue of shares	-	-
Payment of share issue costs	(8,932)	-
Net cash flows from financing activities	(8,932)	-
Net (decrease)/increase in cash held	(407,437)	(1,592,275)
Cash at the beginning of the half-year	1,019,566	2,073,795
CASH AT THE END OF THE HALF-YEAR	612,129	481,520

The above Consolidated Statement of Cash Flows should be read
in conjunction with the accompanying notes.

NOTES TO THE HALF-YEAR FINANCIAL STATEMENTS FOR THE HALF-YEAR ENDED 31 DECEMBER 2023

1. Corporate Information

The financial report of Redstone Resources Limited (the **Company**) for the Half-year ended 31 December 2023 was authorised for issue in accordance with a resolution of the directors on 15 March 2024.

Redstone Resources Limited is a company limited by shares incorporated and domiciled in Australia whose shares commenced public trading on the Australian Stock Exchange on 3 August 2006.

The nature of the operations and principal activities of the Company are described on pages 3 to 18 in the Directors' Report.

2. Summary of Significant Accounting Policies

The Half-year financial report does not include all notes of the type normally included within the annual financial report and therefore cannot be expected to provide as full an understanding of the financial performance, financial position and financing and investing activities of the Entity as the full financial report.

This Half-year financial report should be read in conjunction with the annual financial report of Redstone Resources Limited for the year ended 30 June 2023.

It is also recommended that the Half-year financial report be considered together with any public announcements made by the Company during the Half-year ended 31 December 2023 in accordance with the continuous disclosure obligations arising under the *Corporations Act 2001*.

a) Basis of Consolidation

The Half-year consolidated financial statements comprise the financial statements of Redstone Resources Limited and its controlled entities as at 31 December 2023 (the **Entity** or **Group**) - refer note 10.

b) Basis of Accounting

The Half-year financial report is a general purpose financial report which has been prepared in accordance with the requirements of the Corporations Act 2001 and AASB 134 "Interim Financial Reporting" and other mandatory professional reporting requirements.

For the purposes of preparing the Half-year financial report, the Half-year has been treated as a discrete reporting period.

NOTES TO THE HALF-YEAR FINANCIAL STATEMENTS
FOR THE HALF-YEAR ENDED 31 DECEMBER 2023

2. Summary of Significant Accounting Policies (continued)

c) Significant Accounting Policies

The Half-year consolidated financial statements have been prepared using the same accounting policies as the annual financial statements for the year ended 30 June 2023.

The Entity has reviewed all of the new and revised standards and interpretations issued by the Australian Accounting Standards Board (AASB) that are relevant to its operations and effective for annual reporting periods beginning on or after 1 July 2023. It has been determined that there is no impact, material or otherwise, and therefore no change is required to the Entity's accounting policies.

The Entity has also reviewed all new standards and interpretations that have been issued but are not yet effective for the Half-year ended 31 December 2023. As a result of this review, the Directors have determined that there is no impact, material or otherwise, of the new and revised Standards and Interpretations on its business and therefore, no change necessary in the Entity's accounting policies.

d) Going Concern

The Entity recorded a loss of \$335,831 for the Half-year ended 31 December 2023 and as at 31 December 2023 had net current assets of \$307,477. Exploration and operating commitments for the following 12 months to 31 December 2024 are \$177,103 (note 7).

The Entity will be pursuing funding opportunities and is confident it will raise capital through the equity markets to fund Entity operations for the short to medium term. The financial report has therefore been prepared on a going concern basis as the Directors are of the opinion that the Group will be able to pay its debts as and when they fall due. The Directors contemplate continuity of normal business activities and the realisation of assets and settlement of liabilities in the ordinary course of business.

3. Dividends

The Entity has not declared or paid a dividend during the Half-year ended 31 December 2023.

4. Segment Information

The Entity has two operating segments being the distinct geographical location of its Areas of Interest in Australia and Canada (The Entity's primary basis of segmentation).

The Entity has identified its operating segment based on the internal reports that are reviewed and used by management and the Board of Directors in determining the allocation of resources. However, as the Entity's operations for the Half-year and its recognised non-current assets as at 31 December 2023 (note 5) are predominantly in Australia, then pursuant to the quantitative threshold criteria in AASB8 Segment Reporting, the two segments have been aggregated for the Half-year.

The accounting policies used by the Entity in reporting segments are the same as those in the prior period.

REDSTONE RESOURCES LIMITED

ACN 090 169 154

NOTES TO THE HALF-YEAR FINANCIAL STATEMENTS
FOR THE HALF-YEAR ENDED 31 DECEMBER 2023

5. Deferred Exploration Expenditure

The ultimate recoupment of costs carried forward in relation to exploration expenditure is dependent on the successful development and commercial exploitation or sale of the areas of interest at an amount at least equal to the carrying value.

	31 December 2023 \$	30 June 2023 \$
Exploration costs brought forward	9,156,143	7,708,446
Expenditure incurred on exploration assets	158,826	1,487,649
Project/tenement acquisition costs	603,728	126,308
Reimbursement of capitalised costs	-	(166,260)
Carrying amount at the end of the year	9,918,697	9,156,143

Australian Projects

Of the \$9,918,697 carrying value, \$8,633,108 relates to the net deferred exploration spend incurred on the West Musgrave Project tenements (E69/2450 and E69/3456) to 31 December 2023 and \$281,933 has been recognised for the HanTails Gold Project located in Kalgoorlie, Western Australia.

Canadian Projects

Deferred amounts have also been recognised for the Attwood Lake Lithium Project in northwest Ontario, Canada (\$326,308), and the Radisson East and Sakami Lithium Projects (\$301,795) and the James Bay Joint Venture Projects (\$333,611), both located in Québec, Canada. The deferred spend for the Radisson East and Sakami Lithium Projects and the James Bay Joint Venture Projects include project acquisition costs totalling \$258,817 and \$331,550 respectively.

6. Trade and Other Payables

Current

Trade creditors (i)	82,153	104,024
Other creditors (ii)	238,176	349,639
	320,329	453,663

Terms and conditions relating to the above financial instruments:

- (i) Trade creditors are non-interest bearing and are normally settled on 30 day terms. other than for related party creditors of the Entity totalling \$31,604 (30 June 2023: \$31,604) which, by mutual agreement with the Entity, currently have no set term for payment.
- (ii) Other creditors are non-interest bearing and have an average term of 30 days, other than for related party creditors of the Entity totalling \$179,200 (30 June 2023: \$150,400) which, by mutual agreement with the Entity, currently have no set term for payment

Trade and other payables include \$27,351 (excluding GST) (30 June 2023: \$217,890 (excluding GST)) relating to exploration expenditure.

REDSTONE RESOURCES LIMITED

ACN 090 169 154

**NOTES TO THE HALF-YEAR FINANCIAL STATEMENTS
FOR THE HALF-YEAR ENDED 31 DECEMBER 2023**

7. Capital and Exploration Expenditure Commitments

Exploration expenditure commitments

Australian tenements

In order to maintain current rights of tenure over its Australian mineral tenement leases, the Entity will be required to outlay amounts in respect of rent and to meet minimum expenditure requirements of the Department of Mines, Industry, Regulation and Safety. Further, those tenements for which access agreements have been signed require annual access payments to be paid to the traditional owners.

The annual expenditure commitments (including access fees) on granted Australian tenements as at 31 December 2023 amount to \$217,000 (2022: \$235,000).

Canadian Tenements

In May 2023 the Entity secured an option agreement to acquire a 100% legal and beneficial interest in the Attwood Lake Lithium Project comprising 17 mining claims located in Ontario, Canada. As at 31 December 2023 the minimum expenditure commitment for the first two year term for the Attwood Lake Lithium Project mining claims amount to CAD\$146,400 (2022: Nil). The Company fully expended the minimum expenditure requirement for these claims during the 2023 financial year.

During the Half-year the Entity secured an option agreement to acquire a 100% legal and beneficial interest in the Radisson East and Sakami lithium projects comprising 177 claims in James Bay, Québec, Canada. As at 31 December 2023 the minimum expenditure commitment for the first two year term for these projects amount to CAD\$31,627 (2022: Nil).

Additionally, the Entity acquired a 50% interest in the James Bay Projects, in James Bay, Québec, Canada as part of a 50/50 JV with Galan Lithium Ltd. The minimum expenditure commitments for the 101 claims comprising the James Bay Projects are CAD\$31,714 (2022: Nil) and are due by the end of the first two year term.

The future exploration commitment (including access costs) of the Entity relating to granted tenements to their current expiry is as follows:

Cancellable operating lease commitments for exploration tenements	31 December 2023 \$	30 June 2023 \$
Within one year	177,103	178,075
One year or later and no later than five years	271,256	220,661
Later than five years	-	102,348
	<hr/>	<hr/>
	448,359	501,084
	<hr/>	<hr/>

Joint Venture Commitments

James Bay Projects – 50/50 Joint Venture Agreement with Galan Lithium Ltd (Galan)

The obligations of Redstone and Galan (**Participants**) in relation to Joint Venture activities, to each other and to third Parties shall be several in proportion to their participating interests (**Participating Interest**) from time to time and not joint or joint and several. The Participating Interests of the Participants in the Joint Venture are 50.00% Redstone and 50.00% Galan.

**NOTES TO THE HALF-YEAR FINANCIAL STATEMENTS
FOR THE HALF-YEAR ENDED 31 DECEMBER 2023**

7. Capital and Exploration Expenditure Commitments (Continued)

Joint Venture Commitments (continued)

Redstone and Galan shall own all Joint Venture property (the **Tenements**) as tenants in common in proportion to their respective Participating Interests.

Redstone or Galan has a right to withdraw from the Joint Venture. In the event that either Participant elects, or is deemed to have elected, to withdraw from the Joint Venture:

- the Joint Venture shall terminate and no longer bind the Participants;
- the Participating Interest of that withdrawing Participant will immediately vest in and be assigned to the other continuing Participant; and
- the withdrawing Participant will have no further interest in the Tenements, the Joint Venture including any Participating Interest, the Joint Venture Property or in this Term Sheet (other than any Participant Royalty that may be payable pursuant to the agreement.

Redstone is the initial manager of the Joint Venture.

HanTails Farm-in and Joint Venture Agreement

In July 2020 Redstone entered into an agreement to farm-in to an 80% interest in the HanTails Project (**HanTails** or the **Project**). HanTails is a large scale gold mine Tailings Storage Facility located on the historic Hannans South Gold Mill site, just 15kms south of Kalgoorlie-Boulder, Western Australia.

Pursuant to the terms of the HanTails Farm-in and Joint Venture Agreement (**HanTails Farm-in and JV**) Redstone incurred a minimum farm-in spend of \$75,000 to earn a 51% interest in the Project (**Stage 1**), including a guaranteed minimum spend of \$50,000, within a 9 month period. Following Stage 1 and the establishment of an unincorporated joint venture with the vendor, Redstone incurred a further farm-in spend of \$75,000 to earn an 80% interest in the Project (**Stage 2**). After Stage 2, Redstone is required to free carry joint venture expenditure until a Decision to Mine based on the completion of an economic study. At the end of the free carry period the vendor will have the election to contribute 20% to Project joint venture expenditure or dilute to a 2% gross proceeds royalty on any gold produced and sold.

During the 2023 financial year Redstone completed Stage 2 of the HanTails Farm-in and JV to acquire a 80% interest in the Project.

Capital Commitments

The Entity does not have any capital commitments as at balance date.

Operating lease – corporate office premises

The Entity is leasing office premises on a monthly tenancy from a related party entity for a gross rent inclusive of car bay of \$2,300 per month. The monthly tenancy may be terminated by either party giving at least one month's written notice to the other party.

Cancellable operating lease commitments	31 December	30 June
	2023	2023
	\$	\$
Within one year	2,300	2,300
One year or later and no later than five years	-	-
Later than five years	-	-
	2,300	2,300

REDSTONE RESOURCES LIMITED

ACN 090 169 154

**NOTES TO THE HALF-YEAR FINANCIAL STATEMENTS
FOR THE HALF-YEAR ENDED 31 DECEMBER 2023**

8. Contingent Assets and Liabilities

Foreign Subsidiary Obligations

During the 2014 financial year, the Entity recognised a provision for foreign subsidiary obligations relating to estimated amounts that may be required to settle outstanding obligations arising from a winding-up of the Entity's investment in its Brazilian subsidiary, Redstone Mineraco Do Brasil Ltd (**Redstone Brazil**).

However, as at 30 June 2015, the Entity considered that it was more likely that a present obligation no longer existed for any of these amounts and that it was more likely that no economic outflow would be required. Further the timing and amount of any potential economic outflow is uncertain. Accordingly, there may be a contingent liability for potential obligations required to be paid in any eventual winding up of Redstone Brazil for which the timing is uncertain and amount cannot be measured reliably. The Entity considers that its position on these potential foreign subsidiary obligations remains unchanged as at 31 December 2023.

The Company had no other contingent assets or liabilities as at 31 December 2023.

9. Events After Balance Date

On 10 January 2024, 12,500,001 fully paid ordinary shares held in the Company were released from voluntary escrow. (**Escrowed Shares**). The Escrowed Shares were issued as part consideration to secure an exclusive Option Agreement to acquire 100% of the Radisson East and Sakami Lithium Projects located in James Bay, Québec, Canada in July 2023.

On 19 January 2024, the Company issued 4,000,000 fully paid ordinary shares (**Shares**) in the Company for a deemed issue price of \$0.01 per Share, in consideration for professional services provided to the Company in relation to Canadian project acquisitions.

Other than as stated above there are no matters or circumstances that have arisen since the end of the Half-year which have significantly affected or may significantly affect the operations or the state of affairs of the Entity in future financial years.

10. Controlled Entities

Redstone Resources Limited is the parent entity of the Group.

	At 31 December 2023	At 30 June 2023
	%	%
Particulars in relation to wholly owned entities:		
Allhawk Nominees Pty Ltd	100	100
Minex Services Pty Ltd	100	100
Westmin Exploration Pty Ltd	100	100
Rivergold Exploration Pty Ltd	100	100
Earaheedy Resources Pty Ltd	100	100
Redstone Mineracao Do Brasil Ltda*	98	98
RDS Québec Exploration Inc.	100	-

*The remaining 2% shareholding is held on trust for Redstone Resources Limited. The Board and shareholding structure is in accordance with Brazilian law.

REDSTONE RESOURCES LIMITED

ACN 090 169 154

NOTES TO THE HALF-YEAR FINANCIAL STATEMENTS
FOR THE HALF-YEAR ENDED 31 DECEMBER 2023

11. Contributed Equity

	31 December 2023 \$	30 June 2023 \$
(a) Issued and Paid Up Capital		
Shares issued and fully paid – 921,378,460 (June 2023: 846,378,460 fully paid ordinary shares)	29,803,520	29,303,583
Issued and fully paid capital	29,803,520	29,303,583

Reconciliation of shares on issue

	31 December 2023		30 June 2023	
	No. of Shares	\$	No. of Shares	\$
Movements in shares on issue				
Opening balance	846,378,460	29,303,583	736,832,396	28,286,711
Attwood Lake Project Vendors – 5 May 2023	-	-	5,046,064	55,070
Placement – 15 May 2023	-	-	87,000,000	870,000
Placement – 26 June 2023	-	-	16,000,000	160,000
GBA Capital – 26 June 2023	-	-	1,500,000	15,000
Radisson East and Sakami Project Vendors – 11 July 2023	25,000,000	175,000	-	-
Galan Lithium – James Bay Projects 50/50 JV – 6 December 2023	50,000,000	331,550	-	-
Share issue costs	-	(6,613)	-	(83,198)
Closing balance	921,378,460	29,803,520	846,378,460	29,303,583

Reconciliation of options on issue

Share Options	As at 30 June 2023	Issued/ (Exercised or lapsed)	As at 31 December 2023	Exercise price \$	Exercisable from	Expiry
Unlisted options	15,000,000	-	15,000,000	0.0204	27 Nov 20	27 Nov 25
Unlisted options	32,000,000	-	32,000,000	0.0188	28 Jan 22	23 Jan 27
Unlisted options	17,000,000	-	17,000,000	0.0164	23 Dec 22	23 Nov 27
Unlisted options		35,833,333	35,833,333	0.0250	01 Dec 23	31 Dec 25
Unlisted options		27,000,000	27,000,000	0.0096	28 Dec 23	23 Nov 28
Total options	64,000,000	62,833,333	126,833,333			

REDSTONE RESOURCES LIMITED

ACN 090 169 154

NOTES TO THE HALF-YEAR FINANCIAL STATEMENTS
FOR THE HALF-YEAR ENDED 31 DECEMBER 2023

11. Contributed Equity (continued)

(b) Movement of fully paid ordinary shares during the period

During the Half-year period the Entity issued 25,000,000 and 50,000,000 Shares respectively to acquire an option for the Radisson East and Sakami Lithium Projects and to acquire a 50% share in the James Bay Projects in a 50/50 joint venture with Galan Lithium Ltd, all projects being located in James Bay, Québec, Canada.

(c) Earnings per Share

	Half-year ended 31 December 2023	Half-year ended 31 December 2022
Basic loss per share (cents per share)	(0.04)	(0.04)
Weighted average number of ordinary shares on issue used in the calculation of basic earnings per share (number)	876,677,373	736,832,396
Earnings used in the calculation of basic loss per share (\$)	(335,831)	(288,593)

As the Entity made a loss for the Half-year, diluted earnings per share is the same as basic earnings per share.

REDSTONE RESOURCES LIMITED

ACN 090 169 154


DIRECTORS' DECLARATION

In accordance with a resolution of the directors of Redstone Resources Limited, we state that:

In the opinion of the directors:

1. The financial statements and notes of the Entity set out on pages 20 to 31 are in accordance with the Corporations Act 2001 including:
 - a. giving a true and fair view of the financial position as at 31 December 2023 and the performance for the Half-year ended on that date of the Entity; and
 - b. complying with Australian Accounting Standards and the Corporations Regulations 2001; and
2. there are reasonable grounds to believe that the Entity will be able to pay its debts as and when they become due and payable.

On behalf of the Board



R Homsany
Chairman
Perth, Western Australia
15 March 2024

**INDEPENDENT AUDITOR'S REVIEW REPORT
TO THE MEMBERS OF REDSTONE RESOURCES LIMITED**

Conclusion

We have reviewed the accompanying half year financial report of Redstone Resources Limited ("the Company") and its controlled entities ("the Group"), which comprises the consolidated statement of financial position as at 31 December 2023 and the consolidated statement of comprehensive income, consolidated statement of changes in equity and consolidated statement of cash flows for the half year ended on that date, a summary of significant accounting policies and other explanatory information and the directors' declaration.

Based on our review, which is not an audit, nothing has come to our attention that causes us to believe that the accompanying half year financial report of the Group is not in accordance with the *Corporations Act 2001* including:

- a) giving a true and fair view of the Group's financial position as at 31 December 2023 and of its financial performance for the half year ended on that date; and
- b) complying with Accounting Standard AASB 134 *Interim Financial Reporting* and the *Corporations Regulations 2001*.

Basis for Conclusion

We conducted our review in accordance with Auditing Standard on Review Engagements ASRE 2410 *Review of a Financial Report Performed by the Independent Auditor of the Entity*. Our responsibilities are further described in the *Auditor's responsibilities for the review of the half year financial report* section of our report.

We are independent of the Group in accordance with the auditor independence requirements of the *Corporations Act 2001* and the ethical requirements of the Accounting Professional and Ethical Standards Board's *APES 110 Code of Ethics for Professional Accountants (including Independence Standards)* (the Code) that are relevant to our audit of the annual financial report in Australia. We have also fulfilled our ethical requirements in accordance with the Code.

We confirm that the independence declaration required by the *Corporations Act 2001* which has been given to the directors of the Company, would be in the same terms if given to the directors as at the time of this auditor's review report.

Material Uncertainty Related to Going Concern

We draw attention to Note 2(d) in the financial report which describes the principal conditions that raise doubt about the Group's ability to continue as a going concern. These conditions indicate the existence of a material uncertainty that may cast doubt on the Group's ability to continue as a going concern and therefore, the Group may not be able to realise its assets and discharge its liabilities in the ordinary course of business.

Our review conclusion is not modified in respect of this matter.

Directors' responsibilities for the half year financial report

The directors of the Company are responsible for the preparation and fair presentation of the half year financial report in accordance with the Accounting Standard AASB 134 *Interim Financial Reporting* and the *Corporations Act 2001* and for such internal control as the directors determine is necessary to enable the preparation of the half year financial report that gives a true and fair view and is free from material misstatement, whether due to fraud or error.

Auditor's responsibilities for the half year financial report

Our responsibility is to express a conclusion on the half year financial report based on our review. ASRE 2410 requires us to conclude whether in order to state whether anything has come to our attention that causes us to believe that the half year financial report is not in accordance with the *Corporations Act 2001* including; giving a true and fair view of the Group's financial position as at 31 December 2023 and its financial performance and its cash flows for the half year ended on that date; and complying with Accounting Standard AASB 134 *Interim Financial Reporting* and the *Corporations Regulations 2001*

A review of a half year financial report consists of making enquiries, primarily of persons responsible for financial and accounting matters, and applying analytical and other review procedures. A review is substantially less in scope than an audit conducted in accordance with Australian Auditing Standards and consequently does not enable us to obtain assurance that we would become aware of all significant matters that might be identified in an audit. Accordingly, we do not express an audit opinion.

DRY KIRKNESS (AUDIT) PTY LTD



ROBERT HALL CA
Director

Perth

Date: 15 March 2024

REDSTONE RESOURCES LIMITED

ACN 090 169 154

Competent Persons Statements

Attwood Lake Project, Ontario, Canada and Radisson East and Sakami Projects, Québec, Canada

The information in this document that relates to exploration results and multispectral analysis for the Attwood Lake Lithium Project and the Radisson East and Sakami Projects was authorised by Michael Dufresne, M.Sc., P.Geol, P.Geo., who is employed as a Consultant to the Company through APEX Geoscience. Mr. Dufresne is a Member of the Alberta, British Columbia, Northwest Territories – Nunavut and New Brunswick Engineering and Geoscientist Professional Associations and has sufficient experience of relevance to the style of mineralisation and type of deposit under consideration and to the tasks with which he was employed to qualify as a Competent Person as defined in the 2012 Edition of the Joint Ore reserves Committee (JORC) Australasian Code for Reporting of Exploration Results, Mineral Resources and Ore Reserves. Mr. Dufresne consents to the inclusion in the report of matters based on information in the form and context in which it appears.

Radisson East and Sakami Projects, Québec, Canada - Prospectivity Analysis, Mercator Geological Services

The information in this document that relates to Prospectivity Results for the Sakami and Radisson East Lithium Projects was compiled and authored by Mr. Ryan Kressall M.Sc., P.Geo., who is employed as a Consultant to the Company through Mercator Geological Services Limited. Mr. Kressall P.Geo. is a Member of the Professional Geoscientist of Nova Scotia and Professional Engineers and Geoscientists of Newfoundland and Labrador, and has sufficient experience which is relevance to the style of mineralisation and type of deposit under consideration and to the activity which he is undertaking to qualify as a Competent Person as defined in the 2012 Edition of the Joint Ore Reserves Committee (JORC) Australasian Code for Reporting of Exploration Results, Mineral Resources and Ore Reserves. Mr. Kressall P.Geo. consents to the inclusion in the report of matters based on information in the form and context in which it appears.

James Bay and Ontario Joint Venture Projects (50/50 RDS and GLN)

The information contained herein that relates to exploration results and geology for the James Bay and Ontario Joint Venture Projects between Redstone and Galan Lithium Ltd (ASX: GLN) is based on information compiled or reviewed by Dr Luke Milan, who has consulted to the Company. Dr Milan is a Member of the Australasian Institute of Mining and Metallurgy and has sufficient experience which is relevant to the style of mineralisation and types of deposit under consideration and to the activity which they are undertaking to qualify as Competent Persons as defined in the 2012 Edition of the 'Australasian Code for Reporting of Exploration Results, Mineral Resources and Ore Reserves'. Dr Milan consents to the inclusion of his name in the matters based on the information in the form and context in which it appears.

West Musgrave Project, Western Australia

The information in this document that relates to exploration results for the West Musgrave Project from 2017 to date was authorised by Dr Greg Shirtliff, who is employed as a Consultant to the Company through Zephyr Professional Pty Ltd. Dr Shirtliff is a Member of the Australian Institute of Mining and Metallurgy and has sufficient experience of relevance to the tasks with which he is employed to qualify as a Competent Person as defined in the 2012 Edition of the 'Australasian Code for Reporting of Exploration Results, Mineral Resources and Ore Reserves'. Dr Shirtliff consents to the inclusion in the report of matters based on information in the form and context in which it appears.

The information in this report that relates to Mineral Resource for the West Musgrave Project was authorised by Mr Darryl Mapleson, a Principal Geologist and full time employee of BM Geological Services, who was engaged as consultant geologist to Redstone Resources Limited. Mr Mapleson is a Fellow of the Australian Institute of Mining and Metallurgy. Mr Mapleson has sufficient experience which is relevant to the style of mineralisation and type of deposit under consideration to act as a competent person as defined in the 2012 Edition of the 'Australasian Code for Reporting of Exploration Results, Mineral Resources and Ore Reserves'. Mr Mapleson consents to the inclusion in the report of the matters based on his information in the form and context in which it appears.