

**MAGNETITE**

M I N E S

# Premium Iron Ore

**... for steel sector decarbonisation**

Future Facing Commodities Conference  
Singapore, 26 March 2024



## IMPORTANT NOTICE

The purpose of this presentation is to provide general information about Magnetite Mines Limited ("MGT"). It is not recommended that any person makes any investment decision in relation to MGT based on this presentation. This presentation contains certain statements which may constitute "forward-looking statements". Such statements are only predictions and are subject to inherent risks and uncertainties which could cause actual values, results, performance or achievements to differ materially from those expressed, implied or projected in any forward-looking statements.

No representation or warranty, express or implied, is made by MGT that the material contained in this presentation will be achieved or prove to be correct. Except for statutory liability which cannot be excluded, each of MGT, its officers, employees and advisers expressly disclaims any responsibility for the accuracy or completeness of the material contained in this presentation and excludes all liability whatsoever (including in negligence) for any loss or damage which may be suffered by any person as a consequence of any information in this presentation or any error or omission therefrom. MGT accepts no responsibility to update any person regarding any inaccuracy, omission or change in information in this presentation or any other information made available to a person nor any obligation to furnish the person with any further information.

This presentation uses market data, industry forecasts and various projections obtained from industry reports and third party commentary. There is no assurance that any of the projections or forward-looking statements contained in the third party reports or commentary will be achieved. The third party information is provided for illustrative and information purposes only and MGT has not independently verified any of the data used by the third parties. Estimates and industry forecasts and projections involve risks and uncertainties and are subject to change based on a number of factors, most of which are beyond the control of the Company

## ADDITIONAL INFORMATION

This presentation should be read in conjunction with MGT's Annual Report at 30 June 2023 together with any announcements made by MGT in accordance with its continuous disclosure obligations arising under the Corporations Act 2001 (Cth). Any references to resources estimations should be read in conjunction with MGT's Mineral Resources statement for its magnetite projects at 9 June 2023 and subsequent releases to the Australian Securities Exchange as referenced.

MGT confirms that it is not aware of any new information or data that materially affects the information included in its ASX announcement made on 9 June 2023 and, in the case of estimates of mineral resources and ore reserves, that all material assumptions and technical parameters underpinning the estimates in the relevant market announcement continue to apply and have not materially changed. All amounts within this presentation are stated in Australian Dollars consistent with the functional currency of MGT, unless otherwise stated. Tables contained within this presentation may contain immaterial rounding differences.

All references used in this presentation are included on Slide 20.

## ACKNOWLEDGEMENT OF COUNTRY

Magnetite Mines, our shareholders and our stakeholders acknowledge the Ngadjuri People as the Traditional Owners of the lands on which the Razorback Iron Ore Project is located. We respect their continuing custodianship of this Country, and their spiritual and cultural beliefs and practices.

# Magnetite Mines (ASX:MGT)

Developing Razorback: Expansive, premium-grade iron ore project in a tier 1 location



## The Company



### Focused on 100% owned Razorback Iron Ore Project

- Transformed Board & Management
- 6Bt in Resources, 2Bt in Ore Reserves<sup>1,2,3</sup>
- Progressing through Definitive Feasibility Study



### Rare, premium-grade Magnetite iron ore now needed

- Critical new supply for decarbonised 'green' steelmaking
- Currently only 6% of seaborne iron ore trade
- Forecast 200 Mtpa deficit by 2050

## The Opportunity



### Steelmakers are looking now

- Project will support JV with one or more partners
- MGT data room open, due diligence underway
- Potential for DFS funding support



### Supportive SA government

- 100% renewable energy on grid by 2027
- Committed to green hydrogen industry development
- Now developing 'Green Iron Strategy' for SA



### Substantial re-rating potential

- Project set for long life cash generation
- Very low market cap relative to project value
- Partnering and other milestones ahead should close the gap





# Corporate overview (ASX:MGT)

Recent corporate transformation in readiness to develop project

## Market Cap

**\$27M**

(Share price \$0.27 at 21 Mar 2024)

## Cash

**\$4.35M**

(31 Dec 2023)

## Shares on Issue: 98.4M

Top 20:	33%
Board & Management:	3.8%
Other shareholders:	67%

## Listed Options: 10.83M

## Unlisted Options: 6.5M

## Unlisted Performance Rights: 3.05M

## Board



### Jim McKerlie **Chair of the Board**

BA Economics (Hons), Dip Fin Mgt, FCA, FAICD

- International CEO and public company director
- Chaired four IPOs, deep experience in tech. / energy sectors
- Former Chair of Drillsearch and Beach Energy



### Simon Wandke **Non-executive Director**

BA Psych Mkt (Comm), GDip Corp Finance

- 40+ years mining and minerals industry experience
- Highly accomplished C-suite leader
- Former EVP and Global CEO of ArcelorMittal Mining



### Paul White **Non-executive Director**


MBA, MAICD

- Background of driving organisational performance
- Former CEO of ASX-listed Brisbane Broncos
- Executive experience with Anglo American and Xstrata



### Peter Schubert **Non-executive Director**

- Track record of developing resources sector businesses
- Magnetite Mines Executive Chairman Sep-18 to May-22
- Magnetite Mines Interim CEO Mar-21 to May-22



### Dr Carmen Letton **Non-executive Director**

BA Min.Eng (Hons), PhD, Mineral Economics, MAusIMM

- 35+ years' global mining experience
- Former head of asset strategy development at Anglo American
- Previous senior roles at BHP, Rio Tinto, Newmont and Newcrest

## Management



### Tim Dobson **Chief Executive Officer**

BAppSc (Ext. Metallurgy), GAICD, FAusIMM

- 35 years extensive international mining experience
- Track record of operating and transforming major projects
- ASX CEO & international senior executive leadership roles



### Simon Smith **Chief Financial Officer**

BCom, Accounting & Finance, CA

- CFO with 30+ years international experience
- Led equity and debt capital raisings of over A\$500 million
- Oversaw \$340m project financing of Woodlawn Zn Cu Mine



### Gemma Brosnan **GM – External Affairs**

BA Journalism (Hons), DipInVRel (AIRA)

- Corporate communications and investor relations professional
- 20+ years extensive experience in UK & Australia.
- Commenced career as journalist with London Evening Standard.



### Trevor Thomas **Study Director**

MEarthSci (Hons), MAIG, MAusIMM

- 14 years exploration & resource development geologist
- Lead for project management of all technical & feasibility studies
- Delivered Razorback Maiden Ore Reserve; acquired Muster Dam



### Allan Kane **GM – Sustainability**

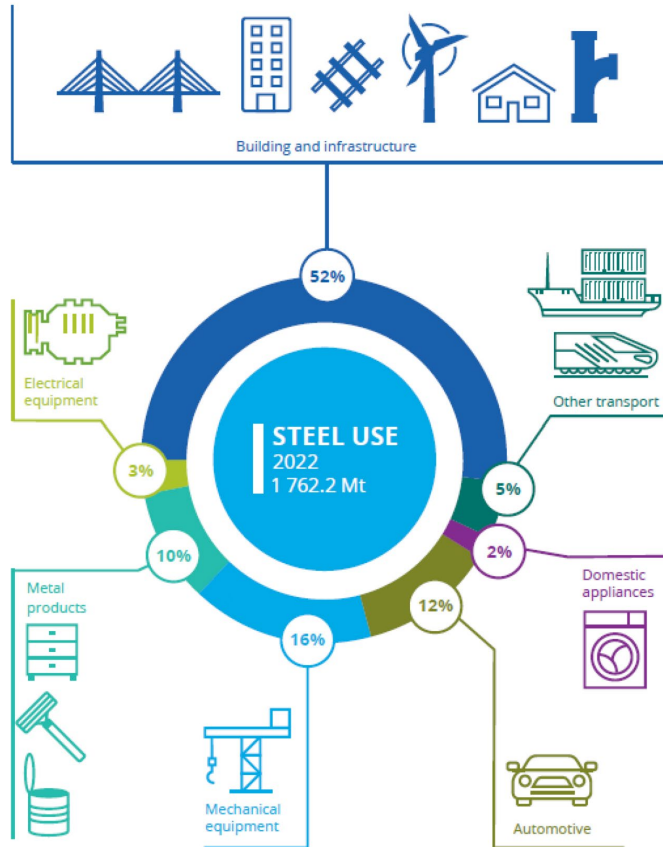
BEnvMgmt (Hons), GradCert ProjMgmt

- 15 years broad resources sector experience
- Lead for sustainability and corporate ESG framework
- Previous roles with SA Department for Energy and Mining

# Increasing global steel demand is a certainty

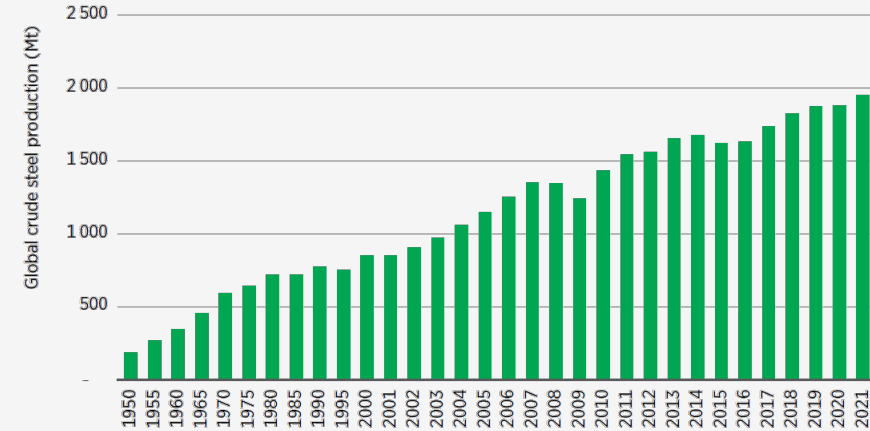
Steel is also critical to tackling climate change

## Steel is used in all aspects of the built environment



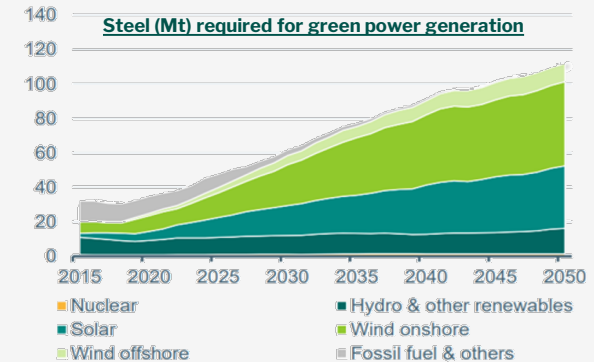
Source: World Steel Association

## Production has doubled every 20 years since 1950 ...



Source: World Steel Association

## ... and more steel is necessary for energy transition

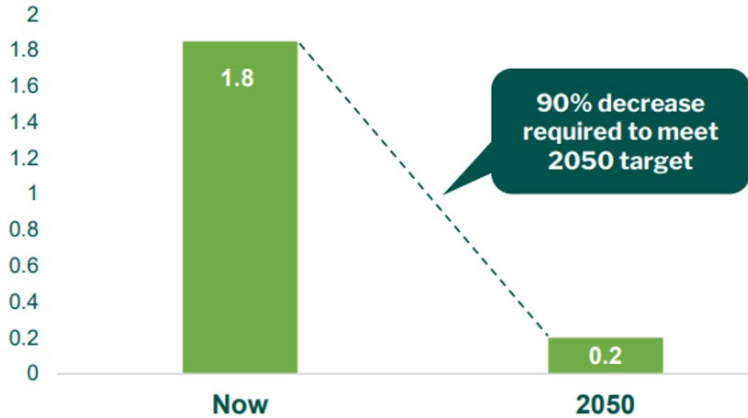


Source: Ben Ellis et al, 2022 Pathways to decarbonisation episode two: steelmaking technology

# Challenging steel decarbonisation targets have been set

Steel industry now committed and making transition investment decisions

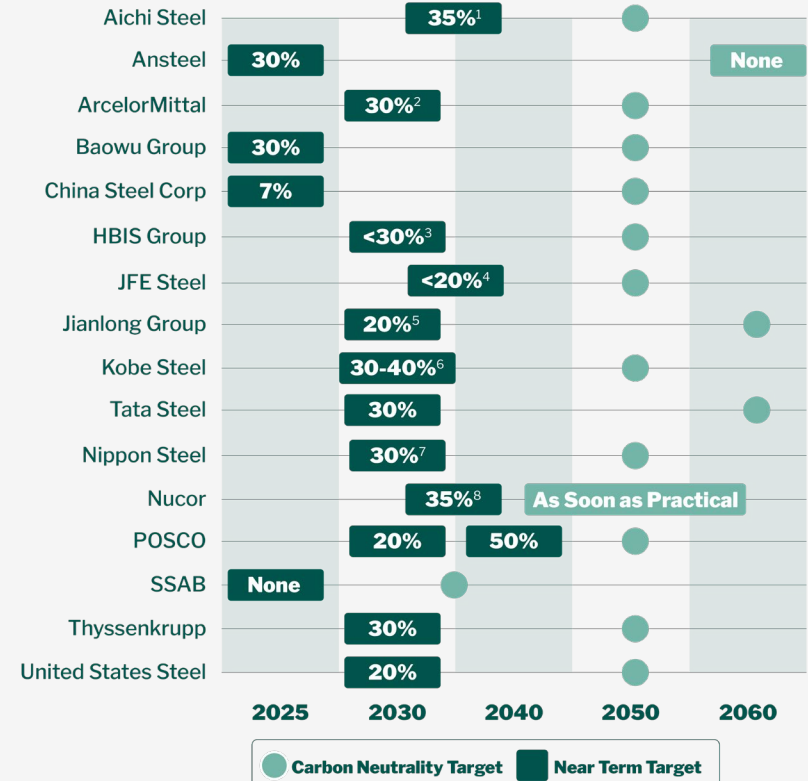
## Steel industry produces 8% of global carbon emissions



■ t CO<sub>2</sub> / t steel

Source: World Economic Forum, Steel industry net-zero tracker

## Major steel producer carbon reduction targets

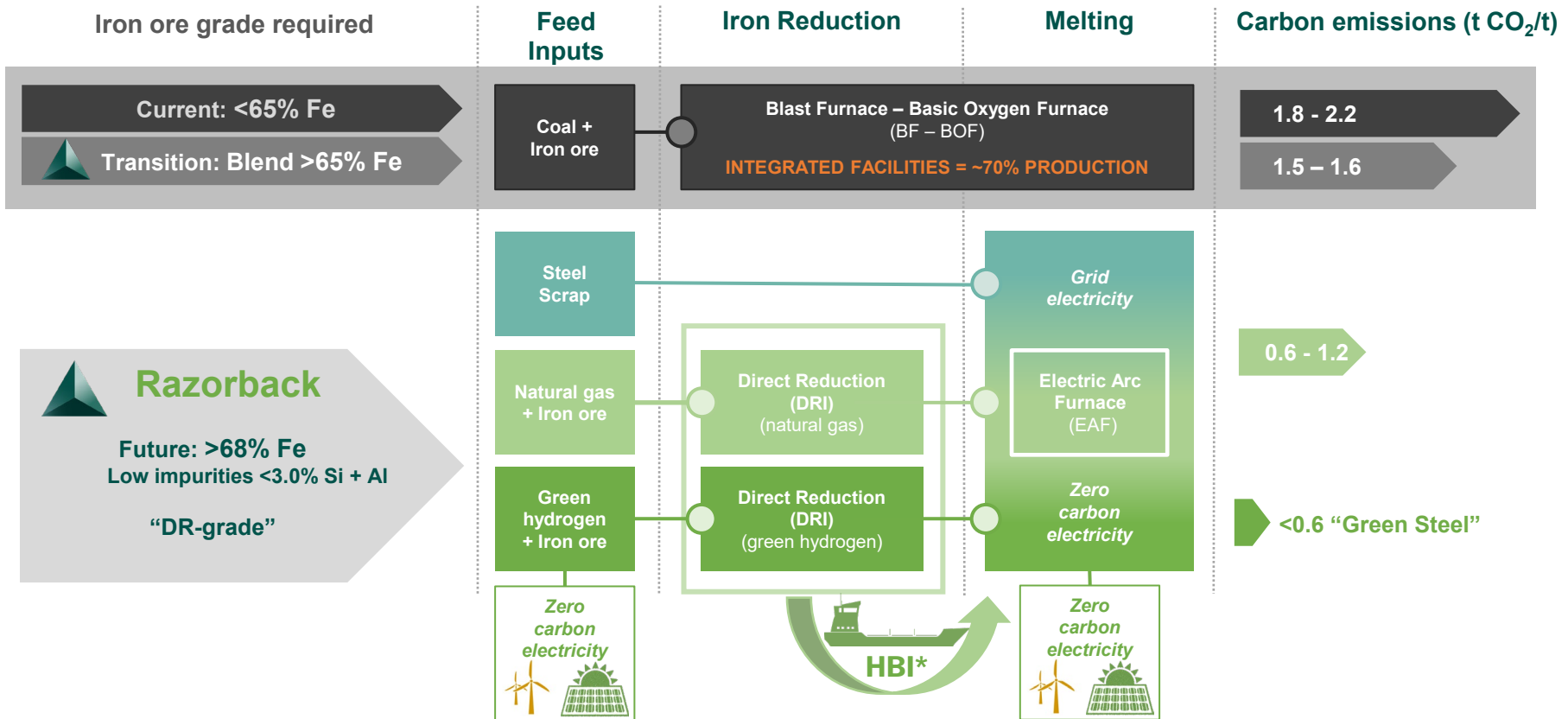


Source: Company filings 1. by 2030 compared to 2013 levels | 2. by 2030 over 2018 | 3. by FY2030 compared to 2022 | 4. by FY2030 compared to FY2013 | 5. lower by 2033 | 6. by 2030 from 2013 levels | 7. by 2030 compared to 2013 levels | 8. by 2030 using 2015 baseline

# The transition away from coal has commenced

Razorback to supply high-grade, low-impurity iron ore for replacement technologies

## Coal-using blast furnaces to be replaced over next 5 – 25 years

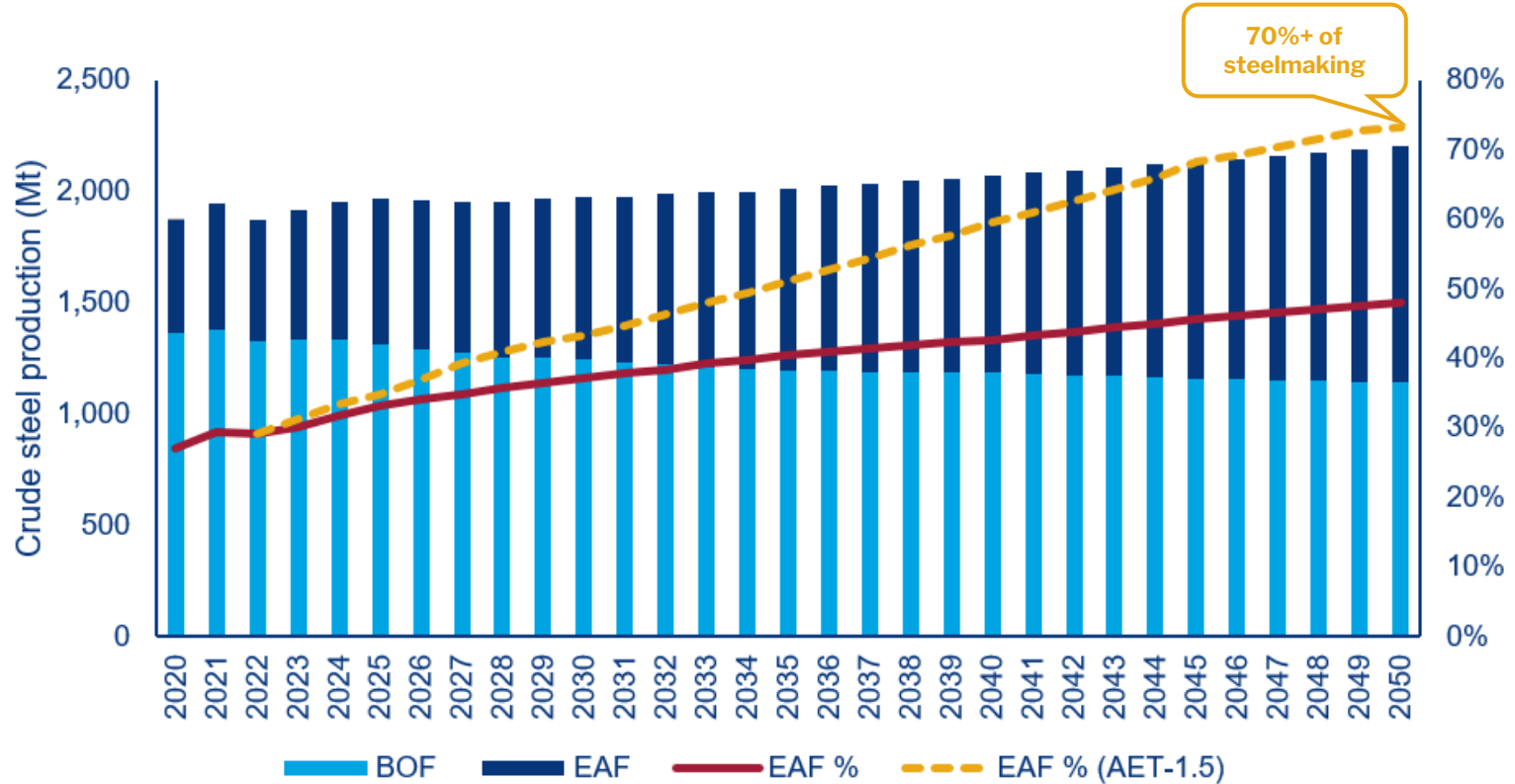


\*Hot Briquetted Iron (HBI) is a transportable form of direct reduced iron

# EAFs are increasingly set to replace blast furnaces

High-quality scrap and DRI is needed to feed them

### Steel production by process route



Source: Wood Mackenzie

Note: the AET-1.5 scenario is Wood Mackenzie's view of the pathway to limiting warming to 1.5 degrees

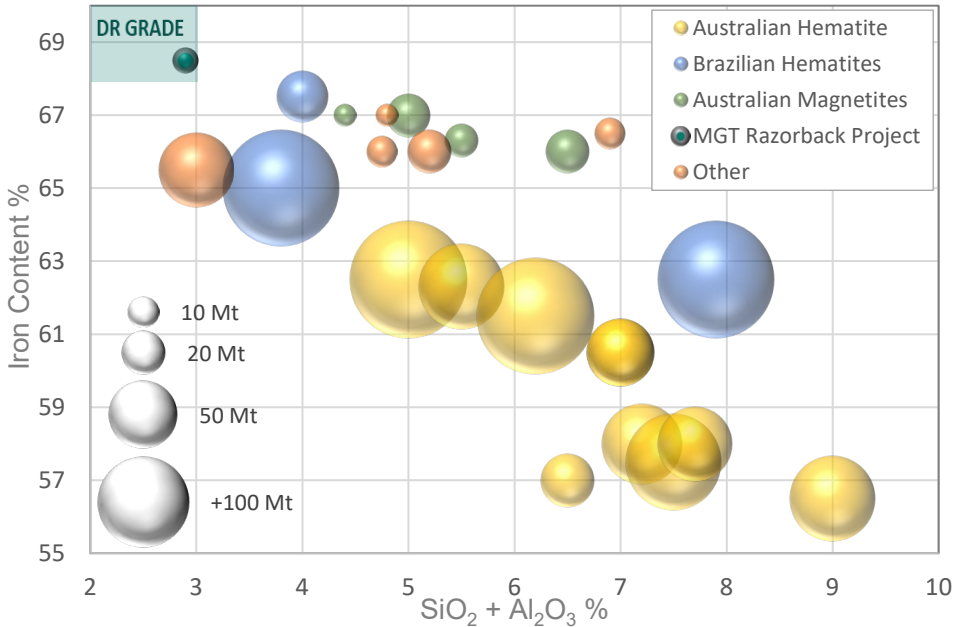


# New premium-grade iron ore supply critical to transition

Razorback Project positioned to meet urgent new demand

**Razorback >68% Fe concentrates positioned in DR-grade range\***

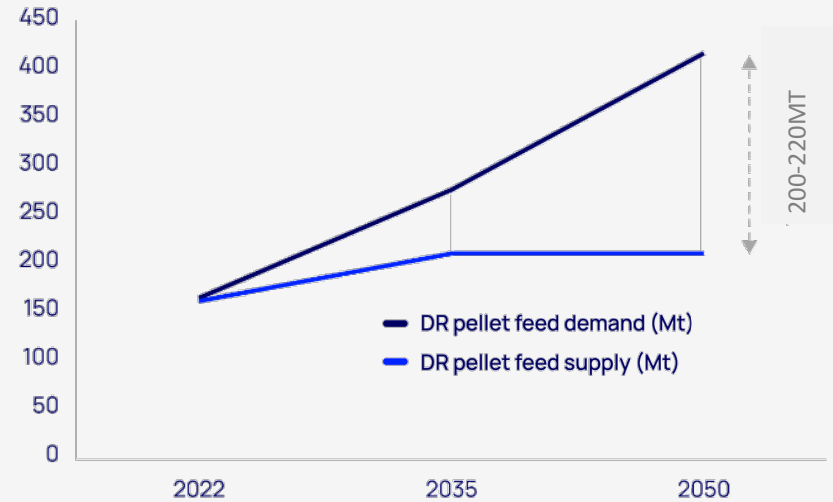
Exported Iron Ore – Fe Grade Comparison



Source: Dazmin Consulting

\* Initial Razorback Project production phase target concentrate specification, subject to further testwork

## High-grade iron ore demand-supply gap to increase



Source: Wood Mackenzie, "Metalmorphosis": How decarbonisation is transforming the iron and steel industry (Oct 23)

## Attracting international investment



## Magnetite + Renewable Energy + Green Hydrogen

- ✓ **Tier 1, geopolitically stable location**
- ✓ **Abundant magnetite resources**
- ✓ **100% renewable energy on grid by 2030**
- ✓ **Government commitment to green hydrogen**

## Value adding

Australia's opportunity can be realised through collaboration and investment in green iron hubs



Razorback DR-grade ore essential supply to each step in the value chain

# Razorback: Expansive, soft, outcropping iron ore

South Australia's Braemar Iron Formation – a globally significant magnetite province



## The Braemar advantage

- **Outcropping** ore: very low strip ratio
- Siltstone-hosted iron ore, not BIF\*
- **Soft** relative to WA magnetite ores
- Concentrates to premium grade iron ore
- **Undeveloped**, low intensity pastoral country

## 6 Billion Tonnes in Resources

- **2,000km<sup>2</sup>** total iron ore tenements
- **110km** strike length
- **4.5Bt** Razorback Resource<sup>1,a</sup> (JORC 2012 Indicated & Inferred)
- **1.5Bt** Muster Dam Resource<sup>2</sup> (JORC 2012 Inferred)

## 2 Billion Tonnes in Reserves

- **2.0Bt** Razorback Ore Reserves<sup>3</sup> (JORC 2012 Probable)

All 50km from open-access rail

\*BIF: Banded Iron Formation, common host geology for West Australian magnetite deposits  
a. Combined Razorback, Iron Peak & Ironback Hill Mineral Resource Estimates

# Outstanding project location in the undeveloped Braemar

Close to potential future green iron hubs at Whyalla & Port Pirie

Adelaide  
240km



Open-access rail  
~50km



Whyalla Port  
315km



Port Pirie  
180km



Grid Power  
100% renewable  
by 2030  
~125km





# Low risk conventional project configuration

Well-proven mining practices and processing technologies



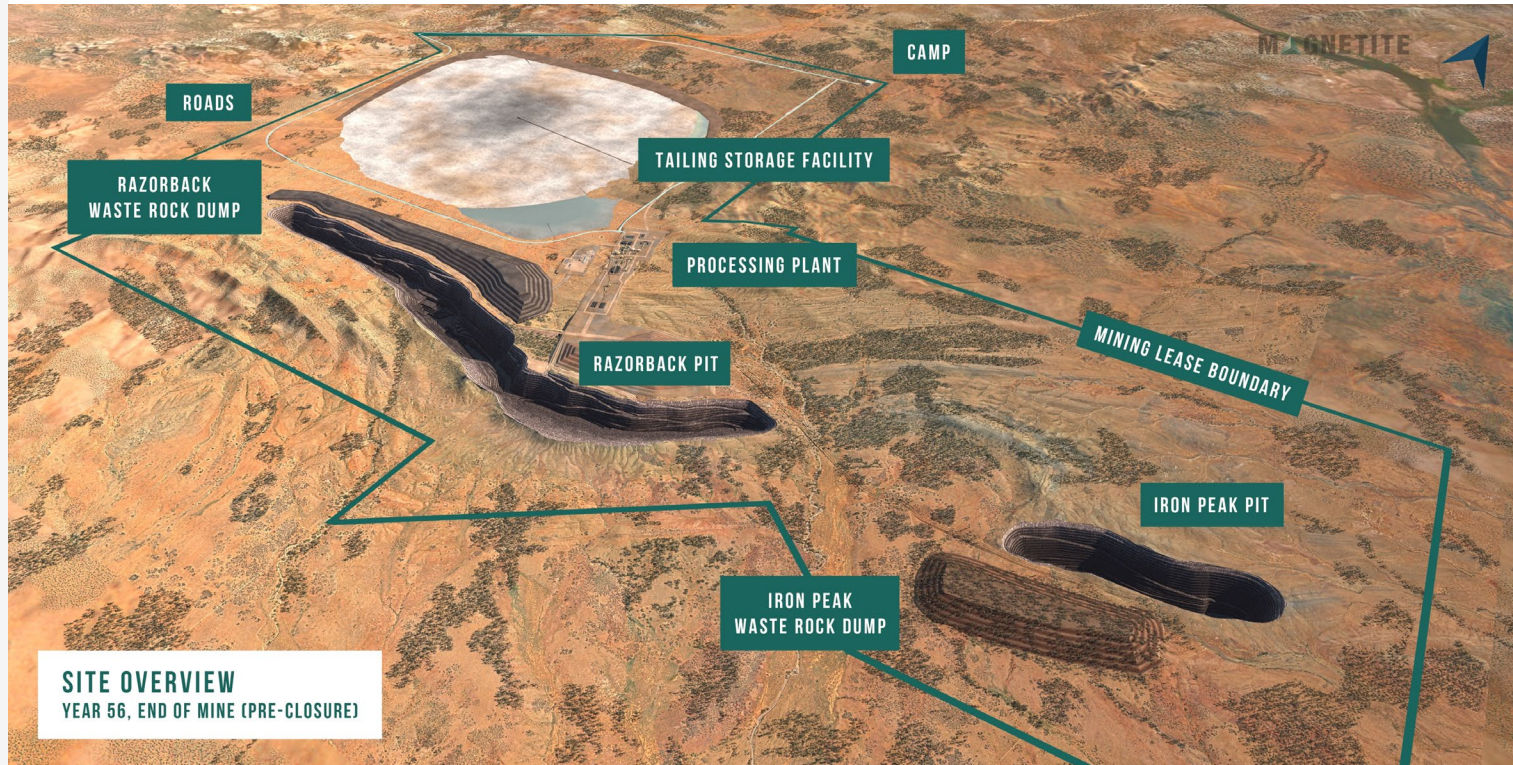
Open cut mining



Magnetic separation



Truck haulage to rail siding

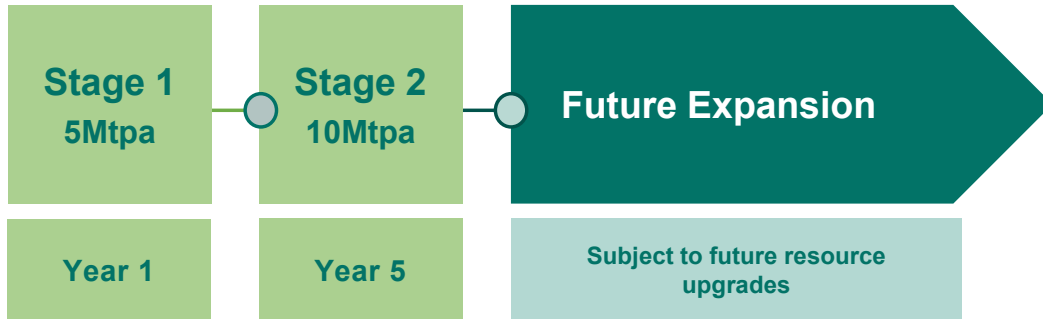




# Positive Razorback Project Optimisation Study economics

Results leading to larger scale production and staged expansion strategy

## Staged development pathway manages risk



## Respected consulting partners



## Key project metrics<sup>4</sup>

Physical Metrics	Unit	Base Case	Expansion Option
Concentrate production rate	dry Mtpa	5	10
Life of mine	Years	91	39
Mining rate (first 10 years)	Mtpa	57	91
LOM strip ratio	tt	0.35	0.35
Nominal plant feed at scale	Mtpa	25	67
Financial Metrics	Unit	Base Case	Expansion Option
Value-in-use price premium <sup>a</sup>	US\$/t	41	41
Value-in-use operating cost (62% Fe eq.) <sup>b</sup>	US\$/t	46 – 55	39 – 48
Pre-production capital <sup>c</sup>	US\$B	1.0 – 1.3	2.3 – 2.8

a. Value-in-use price premium is the forecast 2027 quality adjustment premium over and above the 62% iron ore index reference price as calculated by Wood Mackenzie for Razorback Project concentrate specification.

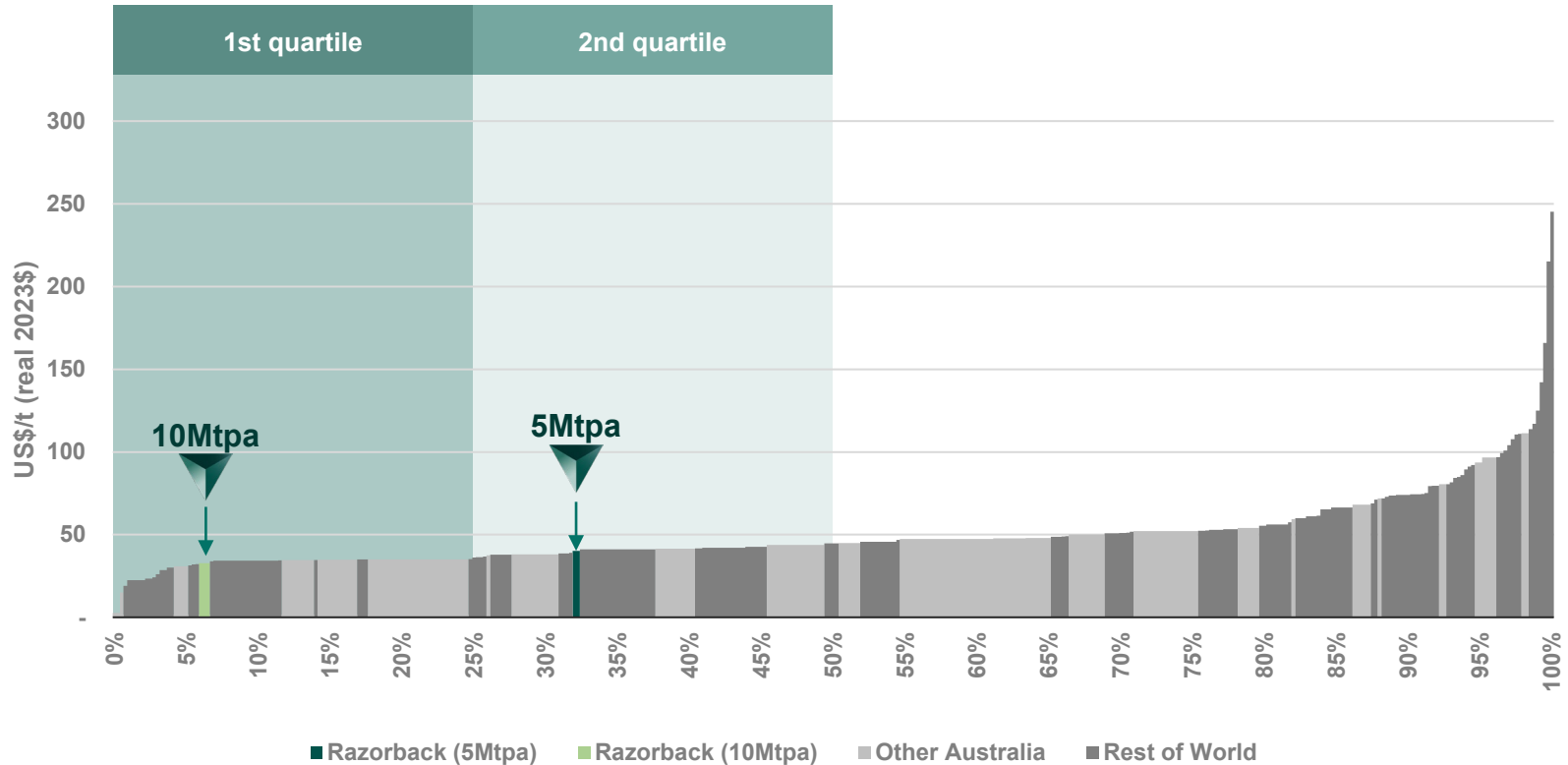
b. Value-in-use operating cost (62% Fe eq.) represents the total operating cost per tonne of concentrate produced for the first ten years of operations at scale, inclusive of freight, royalties, lease costs and sustaining capital, with the value-in-use price premium (see a. above) subtracted, enabling direct comparison with the benchmark 62% iron ore index reference price.

c. Pre-production capital represents the capital expenditure required to achieve production. For the Expansion Option, pre-production capital is the combined total for both initial and expanded production stages.

# Razorback Project economics globally-competitive

Highly-competitive cost base on a standardised basis

**Wood Mackenzie 2027 VIU-adjusted (62% Fe eq.) cost curve (US\$/t)<sup>a,b</sup>**



a) Adjusts cost base for product premium or discount based on grade / specification relative to 62% Fe index  
 b) Operating costs per [Iron Peak Strengthens Razorback Project Economics](#), ASX Release June 9, 2023

# Razorback Project financing approach

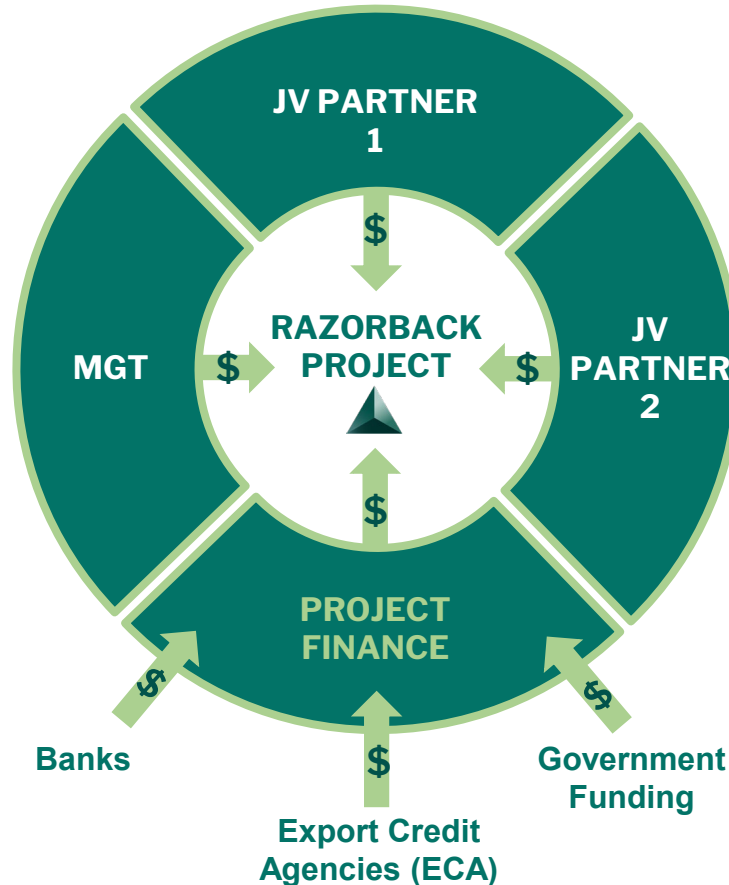
Joint venture with motivated offtakers



## Joint Ventures (JV)

- Well-proven model for big Australian iron ore projects over many decades
- Shares capital burden and project risk amongst the parties
- Enables access to low-cost capital, reducing dilution to MGT shareholders

## UNINCORPORATED JOINT VENTURE (JV)



## Potential partners

- World-class asset has attracted many global steel industry players
- Assessment in progress:
  - Virtual data room access
  - Site visits
  - Due diligence
  - Ongoing discussions

# MGT's bespoke sustainability platform

*Elevating future ESG outcomes through early action and commitment*



**Partnering Agreement with Ngadjuri Nation**



**MoU with Port Pirie Regional Council**



**Grid-connected local renewable energy**

## foresight

### Environmental sustainability

- Enabling future low-carbon steel production (green steel)
- Accessing 100% renewable energy on SA grid<sup>5</sup>
- Focus on responsible water use

### Accountable governance

- Globally-recognised assurance / disclosure standards adopted
- Amplified Board and Executive sustainability accountability
- South Aust – 3rd globally in Fraser Institute Policy Perception Index

### Social & community inclusion

- Partnering agreement signed with Ngadjuri Nation<sup>6</sup>
- 3,500ha of baseline cultural heritage surveys at site completed
- Social and economic impact MOUs with District Council of Peterborough & Port Pirie Regional Council<sup>7,8</sup>

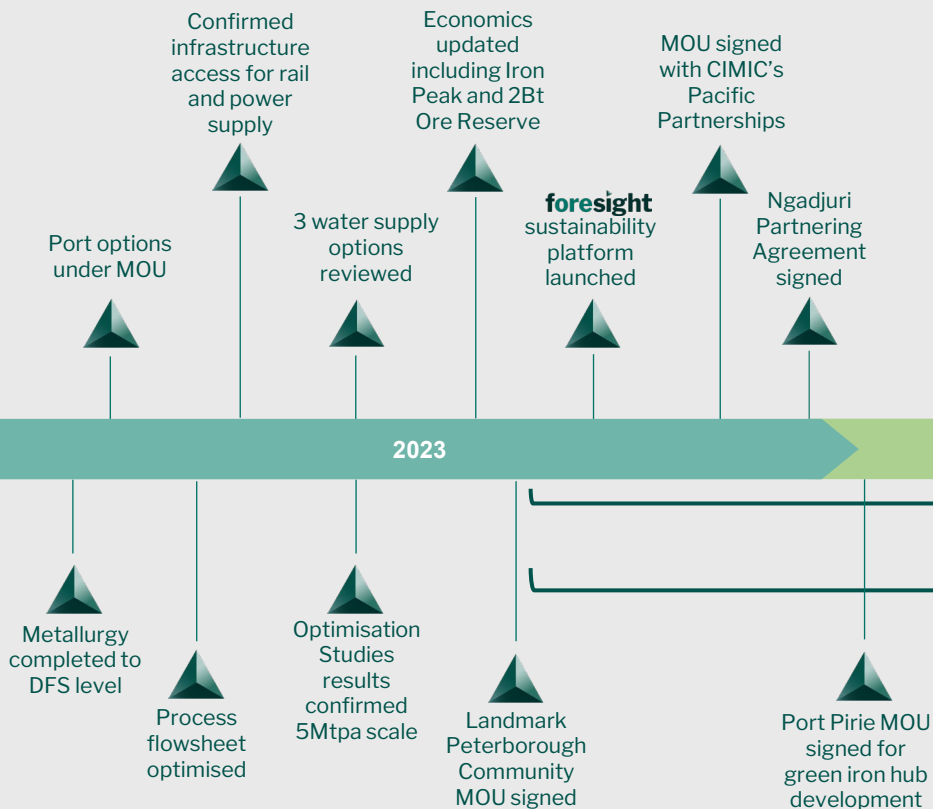
### People & culture

- Increasing employee engagement via cultural alignment & training
- Commitment to R&D (HILT CRC)
- Zero reportable incidents in 2023

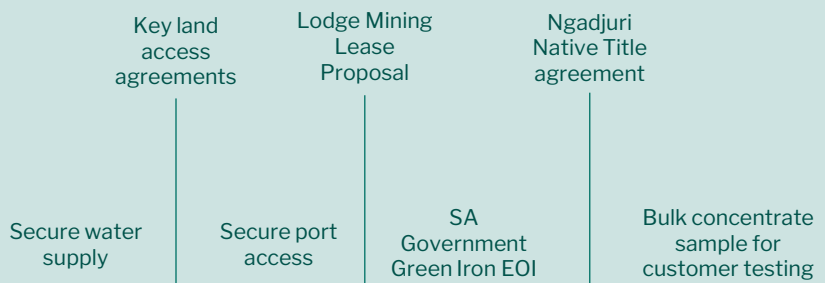
# Magnetite Mines is well positioned for success

Aligned with timing and acceleration of downstream demand

## KEY MILESTONES



## NEXT STEPS



**FID**  
Final Investment Decision



# Magnetite Mines

## The opportunity is now

### Decarbonisation Tailwind

- Premium-grade iron ore needed now to enable decarbonised 'green' iron & steelmaking

### Outstanding Project Credentials

- Tier 1 location
- Close to port & rail
- 6 billion tonnes in Resources<sup>1,2,3</sup>
- 2 billion tonnes in Ore Reserves<sup>1</sup>

### Progressing to Development

- Partnering in progress
- Experienced Board & management in place
- Progressing through Definitive Feasibility Study

### Substantial re-rating potential

- Project set for long life cash generation
- Very low MGT market cap relative to project value
- Project milestones ahead should close the gap

**ASX:MGT**

## References

1. ASX Announcement – 09/02/23 – Iron Peak Mineral Resource Significantly Improved
2. ASX Announcement – 03/11/22 - Muster Dam Mineral Resource Estimate
3. ASX Announcement – 09/06/23 - Iron Peak Deposit Maiden Ore Reserve
4. ASX Announcement – 09/06/23 - Iron Peak Strengthens Razorback Project Economics
5. ASX Announcement – 23/02/23 - Renewable grid power for Razorback Project
6. ASX Announcement – 21/12/23 - Historic Partnering agreement signed with Ngadjuri Nation
7. ASX Announcement – 05/05/23 - Landmark Community MOU Signed for Razorback
8. ASX Announcement – 13/02/24 Partnership Positions Port Pirie as Future Green Iron Hub

# MAGNETITE

M I N E S

## Contact

[gemma.brosnan@magnetitemines.com](mailto:gemma.brosnan@magnetitemines.com)

+61 8 8427 0516

[www.magnetitemines.com](http://www.magnetitemines.com)



# Appendix 1

## Mineral Resources and Reserves<sup>1,3</sup>

Razorback Iron Ore Project (Razorback & Iron Peak deposits combined) <sup>a</sup>								
Classification	Tonnes (Mt)	Mass Rec %	Fe %	SiO <sub>2</sub> %	Al <sub>2</sub> O <sub>3</sub> %	P %	LOI %	Magnetite %
Indicated	1,675	15.95	18.36	48.02	8.06	0.18	5.46	15
Inferred	1,570	16.09	17.74	48.6	8.23	0.18	5.53	15.6
<b>Sub-total</b>	<b>3,245</b>	<b>16.02</b>	<b>18.06</b>	<b>48.3</b>	<b>8.15</b>	<b>0.18</b>	<b>5.49</b>	<b>15.3</b>

Results presented at 11% eDTR cutoff

Ironback Hill <sup>*b</sup>								
Classification	Tonnes (Mt)	Mass Rec %	Fe %	SiO <sub>2</sub> %	Al <sub>2</sub> O <sub>3</sub> %	P %	LOI %	Magnetite %
Inferred	1,187	-	23.2	44.4	7.2	0.21	5.4	12.9

No cut-off applied to results

Muster Dam Iron Ore Project <sup>*c</sup>								
Classification	Tonnes (Mt)	Mass Rec %	Fe %	SiO <sub>2</sub> %	Al <sub>2</sub> O <sub>3</sub> %	P %	LOI %	Magnetite %
Inferred	1,550	15.2	18.7	49.6	8.8	0.2	2.8	-

Results presented at 10% eDTR cutoff

Combined Mineral Resource Estimate								
Classification	Tonnes (Mt)	Mass Rec %	Fe %	SiO <sub>2</sub> %	Al <sub>2</sub> O <sub>3</sub> %	P %	LOI %	Magnetite %
Inferred and Indicated	5,982	-	19.4	48.1	8.2	0.2	4.8	-

Results presented as weighted averages of items A, B and C

Razorback Iron Ore Project Ore Reserve <sup>*</sup>			
Classification	Ore (Mt)	Mass Rec %	Concentrate
Probable	1,977	14.6	68.5

Ore Reserves are a sub-set of Razorback Iron Ore Project Indicated Mineral Resource Estimate. The Company confirms that it is not aware of any new information or data that materially affects the information included in the original market announcements below, and in the case of estimates of Mineral Resources and Ore Reserves, that all material assumptions and technical parameters underpinning the estimates in the relevant market announcements continue to apply and have not materially changed. The Company confirms that the form and context in which the Competent Person's findings are presented have not been materially modified from the original market announcements. Tonnages and grades presented above are estimates of in-situ rock characteristics.