



RED 5 Limited

ASX Code: RED

March 2024 Quarterly Results
Mark Williams (MD), Richard Hay (COO)
David Coyne (CFO), Mat Collings (Corp Dev)



Competent Person Statements for JORC Code (2012) Mineral Resource and Ore Reserves

- The information in this presentation that relates to the Mineral Resources for the King of the Hills deposit is extracted from the ASX announcement titled "Mineral Resource and Ore Reserve Update 30 June 2023" released on 7 September 2023. The information in this presentation relating to the King of the Hills regional and satellite deposits is extracted from the ASX announcement titled "Mineral Resource and Ore Reserve Update 30 June 2023" released on 7 September 2023. The information in this presentation relating to the King of the Hills Ore Reserve is extracted from the ASX announcement titled "Mineral Resource and Ore Reserve Update 30 June 2023" released on 7 September 2023.
- The information in this presentation that relates to the Mineral Resources and Ore Reserves for the Darlot Underground deposit relates to the ASX announcement titled "Mineral Resource and Ore Reserve Update 30 June 2023" released on 7 September 2023, which are available on the ASX web-site. Information in this presentation relating to Cables and Mission are from ASX announcements: "Mineral Resource and Ore Reserve Update 30 June 2023" released on 7 September 2023. All announcements are available on the ASX web-site.
- Red 5 confirms that it is not aware of any new information or data that materially affects the information included in the original market announcements, and that all material assumptions and technical parameters underpinning the estimates in the relevant market announcements continue to apply and have not materially changed. The Company confirms that the form and context in which the Competent Persons findings are presented have not been materially modified from the original market announcements.

Forward-Looking Statements

- Certain statements made during or in connection with this presentation contain or comprise certain forward-looking statements regarding RED's Mineral Resources and Reserves, exploration activities, project development operations, production rates, life of mine, projected cash flow, capital expenditure, operating costs and other economic performance and financial condition as well as general market outlook. Although RED believes that the expectations reflected in such forward-looking statements are reasonable, such expectations are only predictions and are subject to inherent risks and uncertainties which could cause actual values, results, performance or achievements to differ materially from those expressed, implied or projected in any forward-looking statements and no assurance can be given that such expectations will prove to have been correct. Accordingly, results could differ materially from those set out in the forward-looking statements as a result of, among other factors, changes in economic and market conditions, delays or changes in project development, success of business and operating initiatives, changes in the regulatory environment and other government actions, fluctuations in metals prices and exchange rates and business and operational risk management. Except for statutory liability which cannot be excluded, each of RED, its officers, employees and advisors expressly disclaim any responsibility for the accuracy or completeness of the material contained in this Investor Presentation and excludes all liability whatsoever (including in negligence) for any loss or damage which may be suffered by any person as a consequence of any information in this presentation or any error or omission. RED undertakes no obligation to update publicly or release any revisions to these forward-looking statements to reflect events or circumstances after today's date or to reflect the occurrence of unanticipated events other than required by the Corporations Act and ASX Listing Rules. Accordingly, you should not place undue reliance on any forward-looking statement.

Authorisation

- This presentation has been authorised for release by the Board.

Red 5 asset overview



Red 5's assets comprise the King of the Hills (KOTH) Gold Mine, Darlot Gold Mine and a 3.25% net smelter royalty over the Siana Gold Mine

KOTH Summary

Mineral Resource ⁵	4.5Moz	1H FY2024 Production ⁶	108koz
Ore Reserve ⁵	2.5Moz	Indicative Production ²	>200koz p.a.
Processing Plant Capacity ¹	5.5Mtpa	Mine Life (LOM) ⁵	~14 years

1: Processing plant has recently been operating at run-rate capacity of up to 5.5Mtpa, above the design capacity of 4.0Mtpa (Red 5 ASX Release: 15 September 2020).

2: Indicative production is based on the guidance range of 195koz to 215koz for FY2024.

Darlot Summary

Mineral Resource ⁵	1.8Moz	Plant capacity (C&M) ³	1.0Mtpa
Ore Reserve ⁵	114koz		

3. The Darlot processing plant went into care and maintenance on 28 July 2022. Darlot UG continues to be mined and trucked to KOTH.

Royalty from the Siana Gold Mine⁴

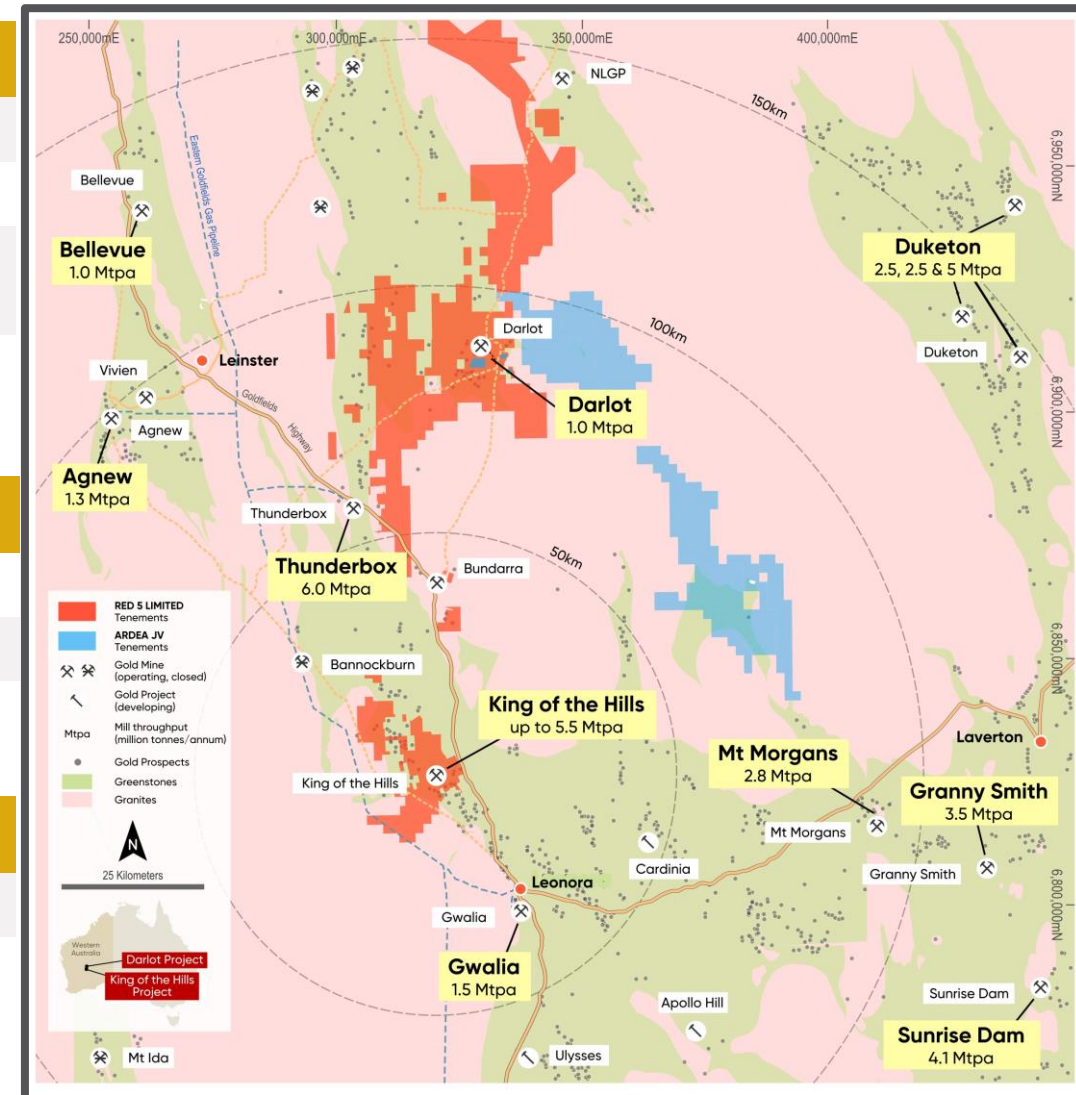
Terms⁷ *3.25% net smelter royalty payable for up to 619koz of gold*

4: The Siana Gold Mine has recently restarted production and its owners have received their debt funding.

5. Red 5 ASX Release: 7 September 2023

7. Red 5 ASX Releases: 21 September 2021

6. Red 5 ASX Release: 31 January 2024

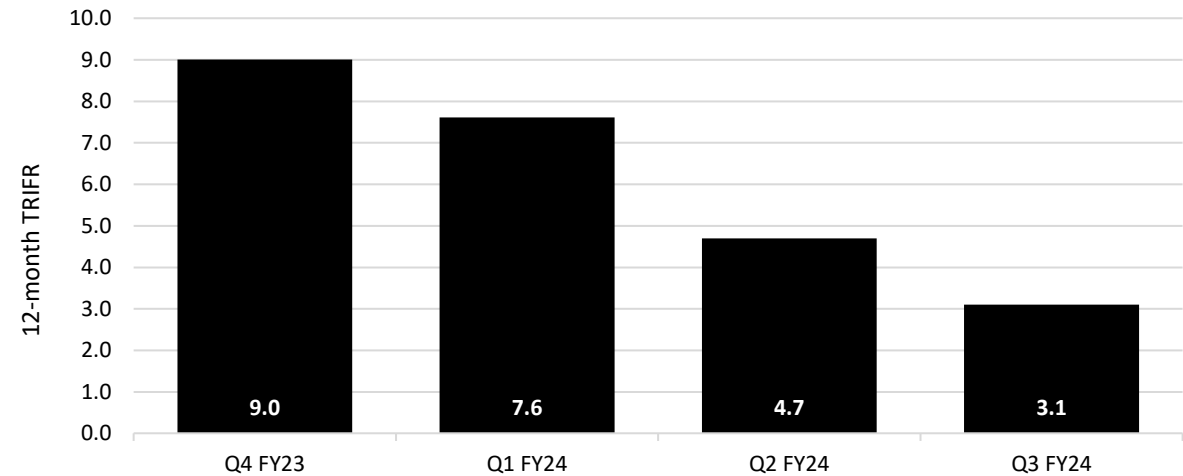


March 2024 highlights

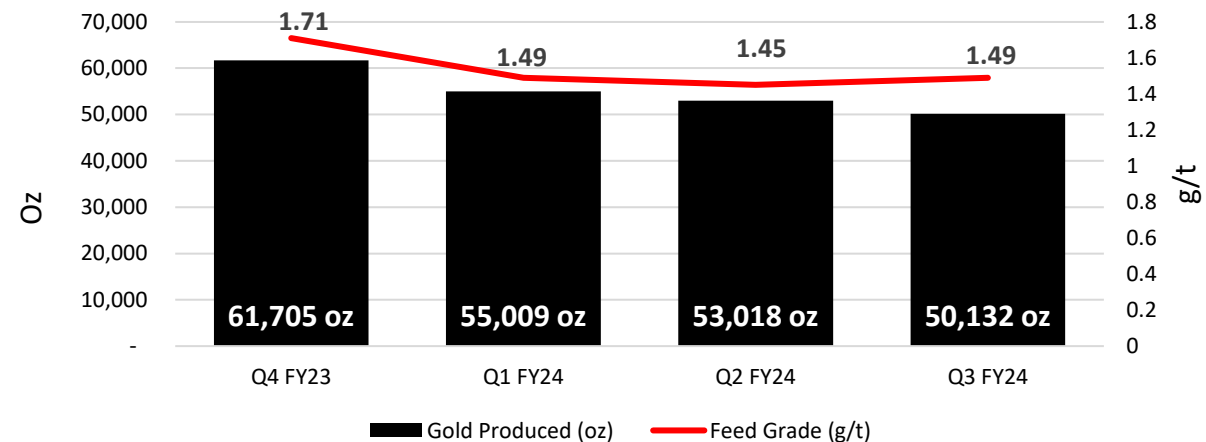


- TRIFR continued to improve to 3.1 and the LITFR increased from zero (Dec Qtr) to 1.0
- Fourth consecutive quarter over 50koz produced
- 50,132 oz of gold produced for Mar Quarter, at an AISC of \$1,926/oz and AIC of \$2,319/oz
- \$58.3m cash and other liquid assets¹ (Dec Quarter \$53.3m)
- Inclusion in the benchmark S&P/ASX 200 index in March
- Poised to achieve top end of FY24 production guidance
- **FY24 production and AISC guidance reaffirmed:**
 - *Production 195,000 – 215,000oz*
 - *AISC \$1,850 - \$2,100/oz*
- Consistent operational performance has allowed growth capital forecast to be revised to \$50-53m, providing for accelerated waste stripping of KOTH open pit Stage 2 (previous guidance \$40-46m)

Quarterly 12-month TRIFR



Quarterly KOTH gold production and feed grade

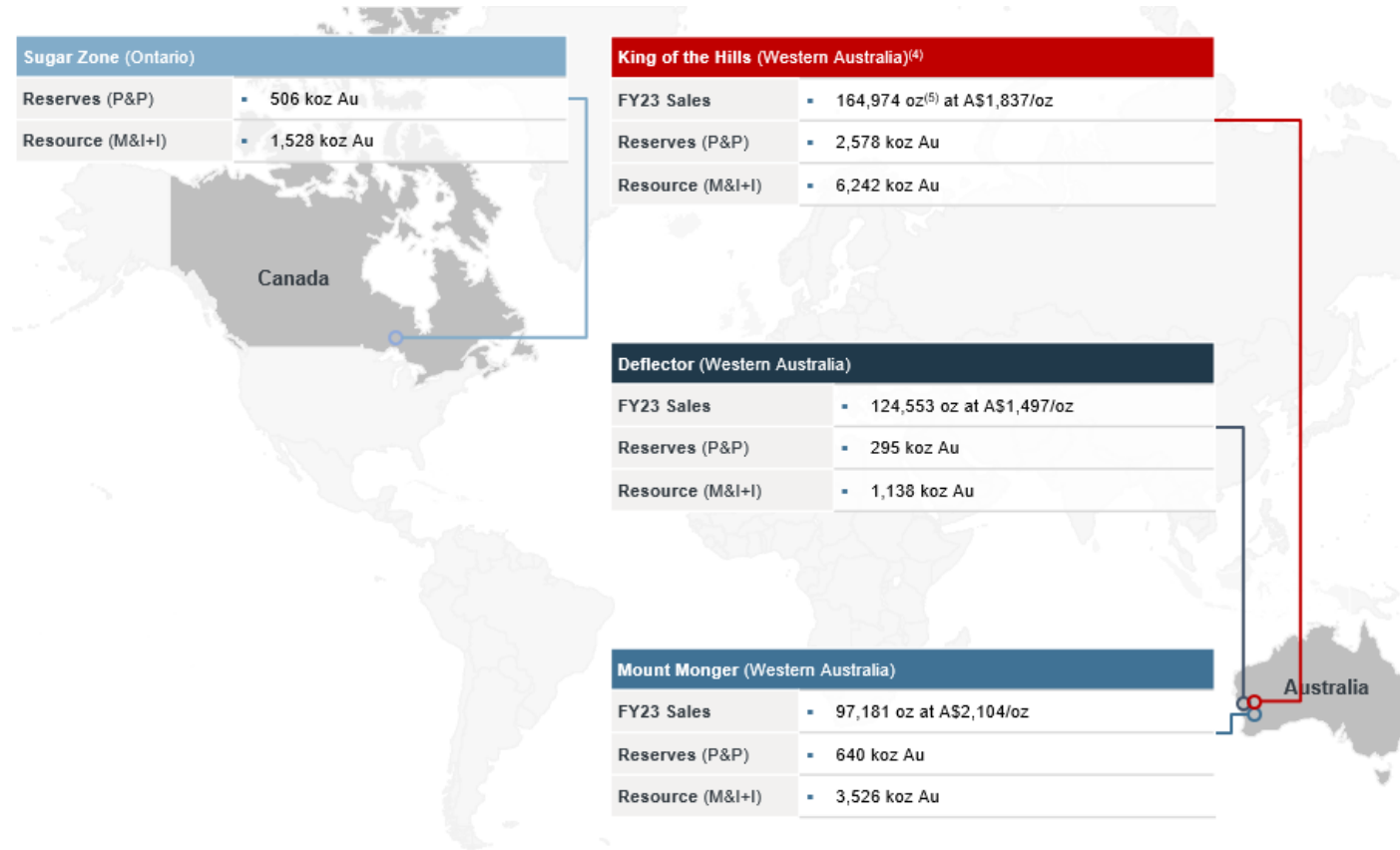


1. At 31 March 2024. Other liquid assets comprise bullion of \$6.3m and a gold sale trade receivable of \$3.7m relating to gold sold on 28 March 2024, with funds received on 3 April 2024

Proposed Red 5 / SLR Merger¹



- Red 5 and SLR propose to merge via a SLR Scheme of Arrangement (Scheme)
- Creates a leading mid-tier gold company with combined FY24 production guidance of ~445koz²
- Merged group will have sector leading net cash of A\$486m³ and strong near-term cash generation
- A strong platform poised for growth, with an excellent track record of conversion, discovery and project execution
- The Scheme remains subject to conditions, including approval of SLR shareholders
- Scheme implementation remains on track with completion expected to occur during June



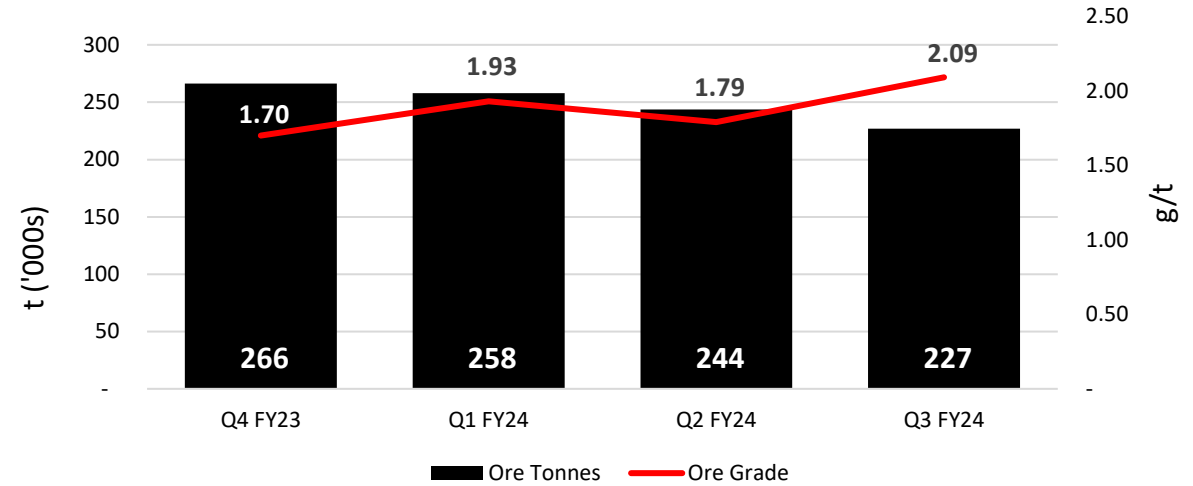
1. See ASX Release dated 5 February 2024 "Red 5 and Silver Lake Resources to Merge" for full merger details 2. Based on the upper end of Silver Lake's FY24 gold sales guidance of 210 – 230koz and Red 5's FY24 gold production guidance of 195 – 215koz.
 3. Based on RED's net debt position as at 31 March 2024 and SLR's net cash position as at 31 March 2024 and listed investments position as at ASX market close as at 17 April.
 4. Includes Darlot (114 koz Au Ore Reserves, 1.8 Moz Au Mineral Resource) 5. Gold sales include gold production from the Darlot process plant in July of 2,661 ounces

Mining performance for March 2024 Quarter

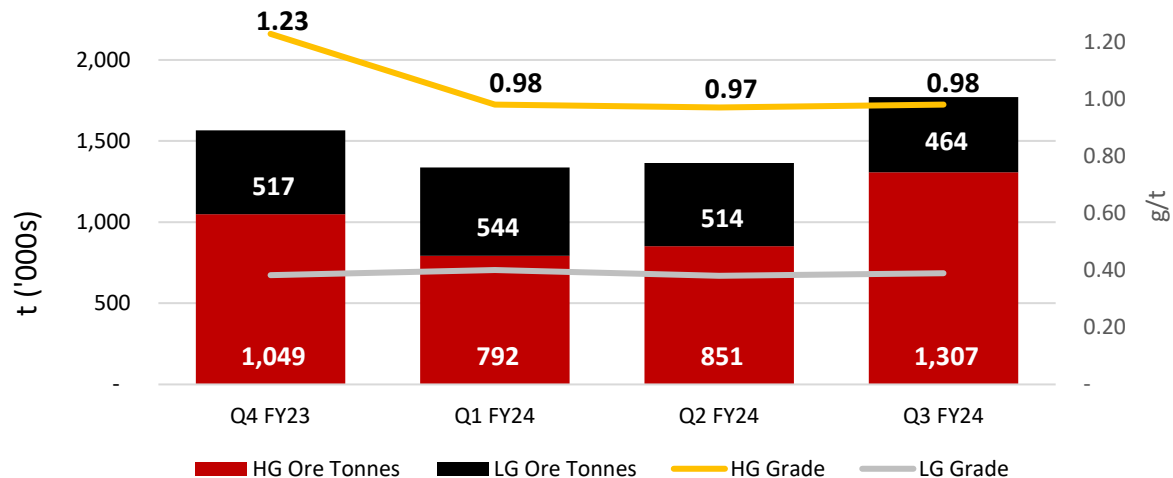


- KOTH open pit - strong ore tonnages despite rainfall
- Strategic decision to bring forward Stage 2 cutback
- KOTH underground - high grade Regal and West stopes
- Darlot saw additional capital development and sequencing constraints setting up high grade stopes
- Record crushing performance, whilst milling was lower with reduced overall utilisation

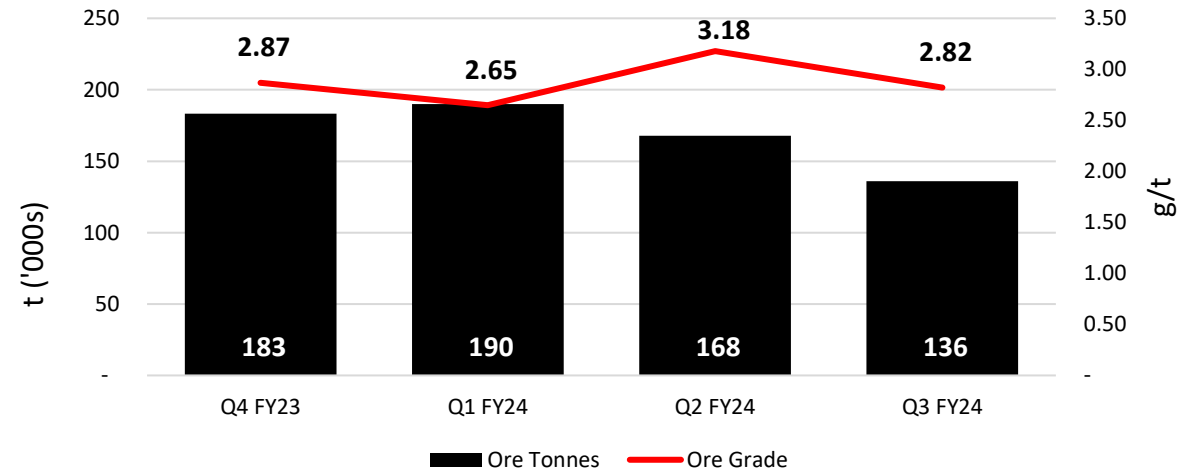
Quarterly KOTH underground performance



Quarterly KOTH open pit performance



Quarterly Darlot underground performance





- Net debt² position improved by \$7m during the Quarter to \$42.5m at 31 Mar 2024
 - *Cash and other liquid assets of \$58.3m*
 - *Bank Debt outstanding of \$100.7m, after \$2.0m repaid in March Quarter*
 - *\$8.0m debt repayment scheduled for the June Quarter*
- Free cash flow from operations of \$15.3m
 - *Trade creditors remained within normal terms during the quarter and as at 31 Mar 2024*

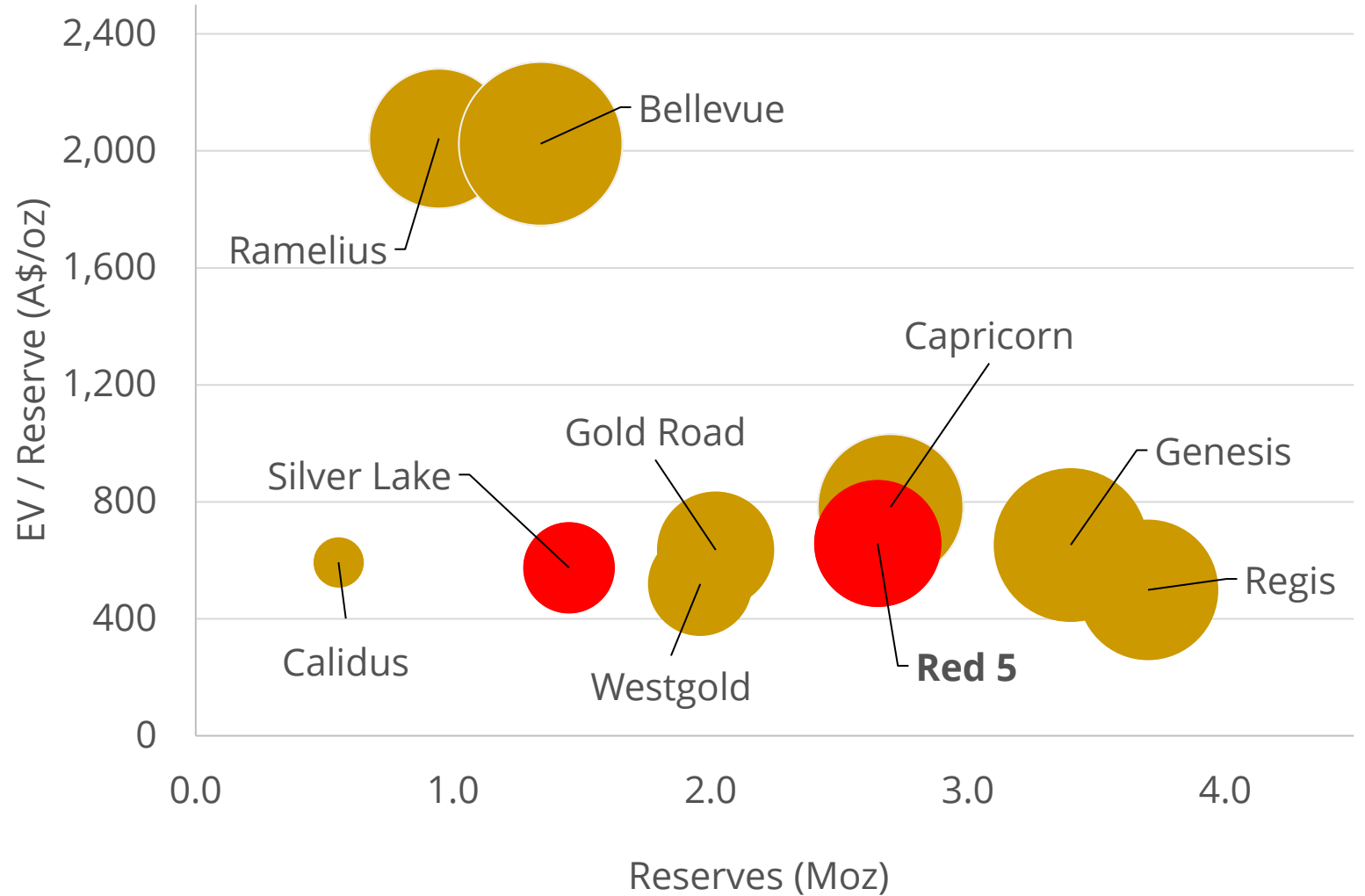
Cash & Other Liquid Assets Movement	A\$m
Cash & other liquid assets¹ – 31 Dec 2023	53.3
Sales receipts net of hedging	139.3
Operating cost payments including royalties	(88.9)
Movement in bullion & trade receivable	(1.4)
Cash flow from operations	49.0
Sustaining capital and mine development expenditure	(14.2)
Growth and exploration activities	(19.5)
Net cash (outflows) from investing activities	(33.7)
Lease liabilities	(6.0)
Debt principal repayment	(2.0)
Interest and bank fees	(2.3)
Net cash (outflows) from financing activities	(10.3)
Total cash & other liquid assets¹ increase/(decrease)	5.0
Cash & other liquid assets – 31 Dec 2023	58.3

1. Other liquid assets comprise bullion of \$6.3m and a gold sale trade receivable of \$3.7m relating to gold sold on 28 March 2024, with funds received on 3 April 2024
 2. Net debt calculated as gross bank debt \$100.7m less total cash \$48.3m (restricted and non-restricted) and other liquid assets \$10.0m

Standout value opportunity with steady-state operations



- Red 5 EV/Reserve relative to its peers
- Valuation of WA based-gold companies¹
- Bubble size = Enterprise Value
- Red 5 has rapidly closed the gap to peers in FY24 with room to grow




Source:
1. Goldnerds.com.au as 8 April 2024






RED5 Limited

ASX Code: RED

THANK YOU

 Level 2, 35 Ventnor Avenue, West Perth, Western Australia
6005 Australia

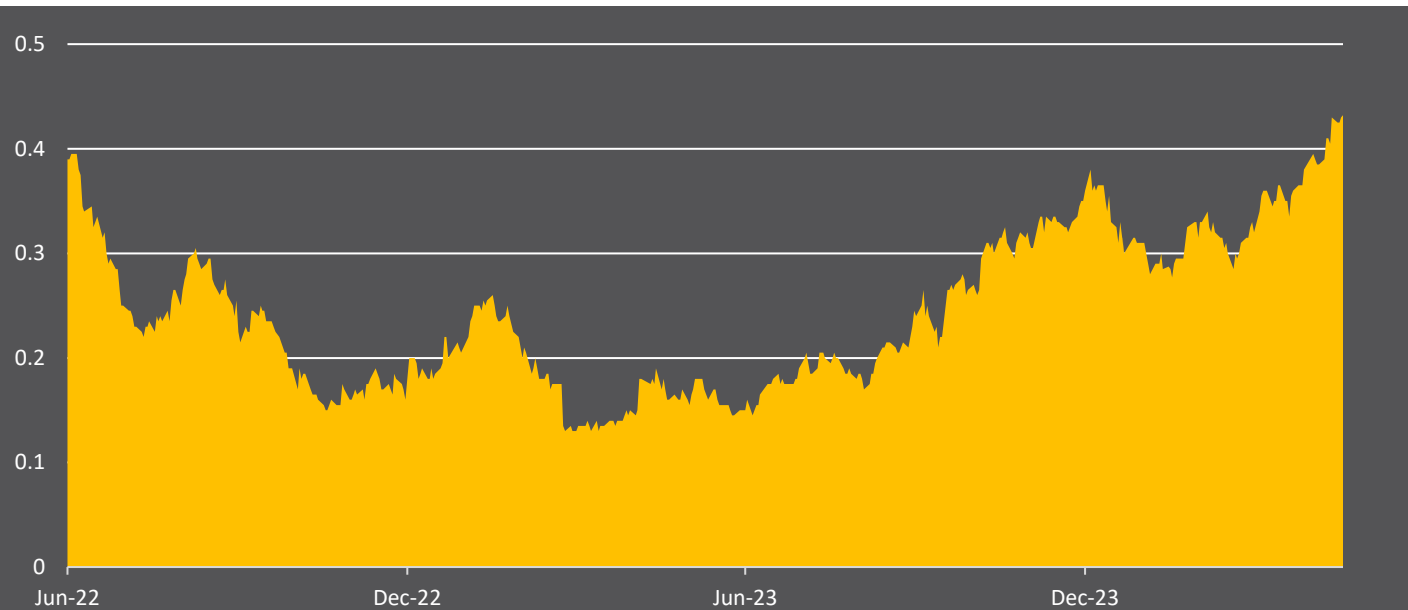
 (61-8) 9322 4455  (61-8) 9481 5950

 investors@red5ltd.com





Appendices



Share price at 22 Apr 2024 **\$0.435**

Shares issued at 22 Apr 2024 **3,464M**

Market capitalisation at 22 Apr 2024 **\$1,507M**

Cash & other liquid assets¹ at 31 Mar 2024² **\$58M**

Debt at 31 Mar 2024² **\$101M**

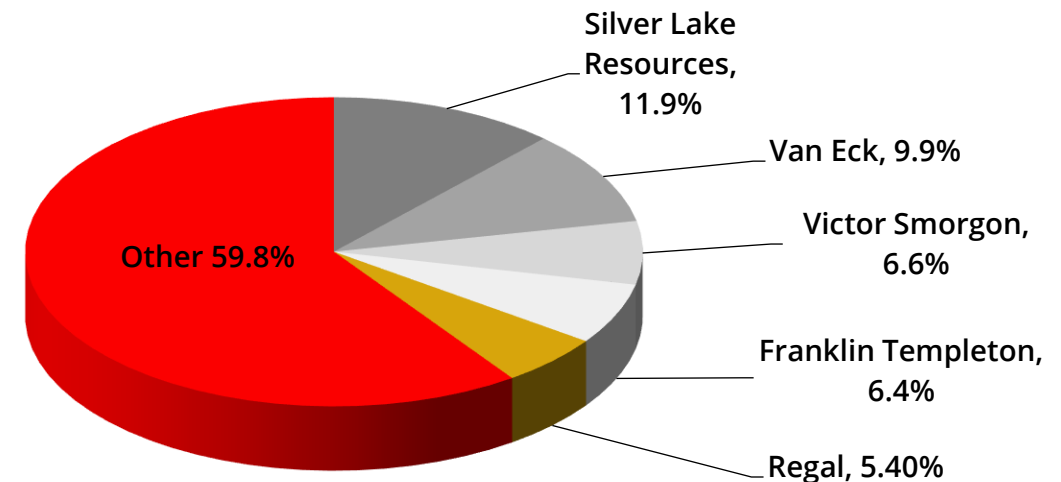
Enterprise value at 22 Apr 2024 **\$1,549M**

1. Bullion and Gold sale trade receivable at 31 March 2024 2. Unaudited as at 31 March 2024.

Our Company Vision

“To be a successful multi-operational exploration and mining company, providing benefits to all stakeholders, through the consistent application of technical excellence, and responsible and sustainable industry practices.”

Shareholders



Leadership Team with strong mining expertise



Red 5 has a strong and capable Board and Executive team with many years of mining and development experience.

Board

Mark Williams
Managing Director & CEO

Mining Engineer with prior experience at Orica and Xstrata, including General Manager of US\$6bn Tampakan Copper Gold Project. MD since 2014.

Russell Clark
Chair

Mining Engineer with >40 yrs experience at Newmont, Grange Resources and Normandy Mining. Chair of CZR Resources and Pearl Gull Iron, NED of Tungsten Mining.

Andrea Sutton
Non-executive Director

Chemical Engineer with >25 yrs experience at Rio Tinto, including Chief Executive and MD at ERA. Director since Nov-2020.

Ian Macpherson
Non-executive Director

Chartered Accountant with >30 yrs in the professional services industry. Specialist in capital structuring, equity and debt raising. Director since 2014.

Peter Johnston
Non-executive Director

Global mining executive with > 35 yrs experience at Glencore, Minara Resources and WMC. Former Chair of Minerals Council of Australia.

Management team

David Coyne
CFO & Joint Co Sec

CPA with 30+ years of senior executive experience at Spartan Resources (formerly Gascoyne), Peninsula Energy and Macmahon Holdings.

Richard Hay
Chief Operating Officer

Geologist with 30+ years of executive and operations experience at Barrick Gold, Evolution Mining, and Gascoyne Resources.

Byron Dumpleton
Chief Geologist

Geologist with 30+ years of international experience. Prior experience at KCGM, WMC and Straits Resources.

Lisa Wynne
Joint Company Secretary

Chartered Accountant with >15 years' experience in Company Secretary and Chief Financial Officer roles for listed companies and not-for-profits.

KOTH geology is well understood - open in all directions



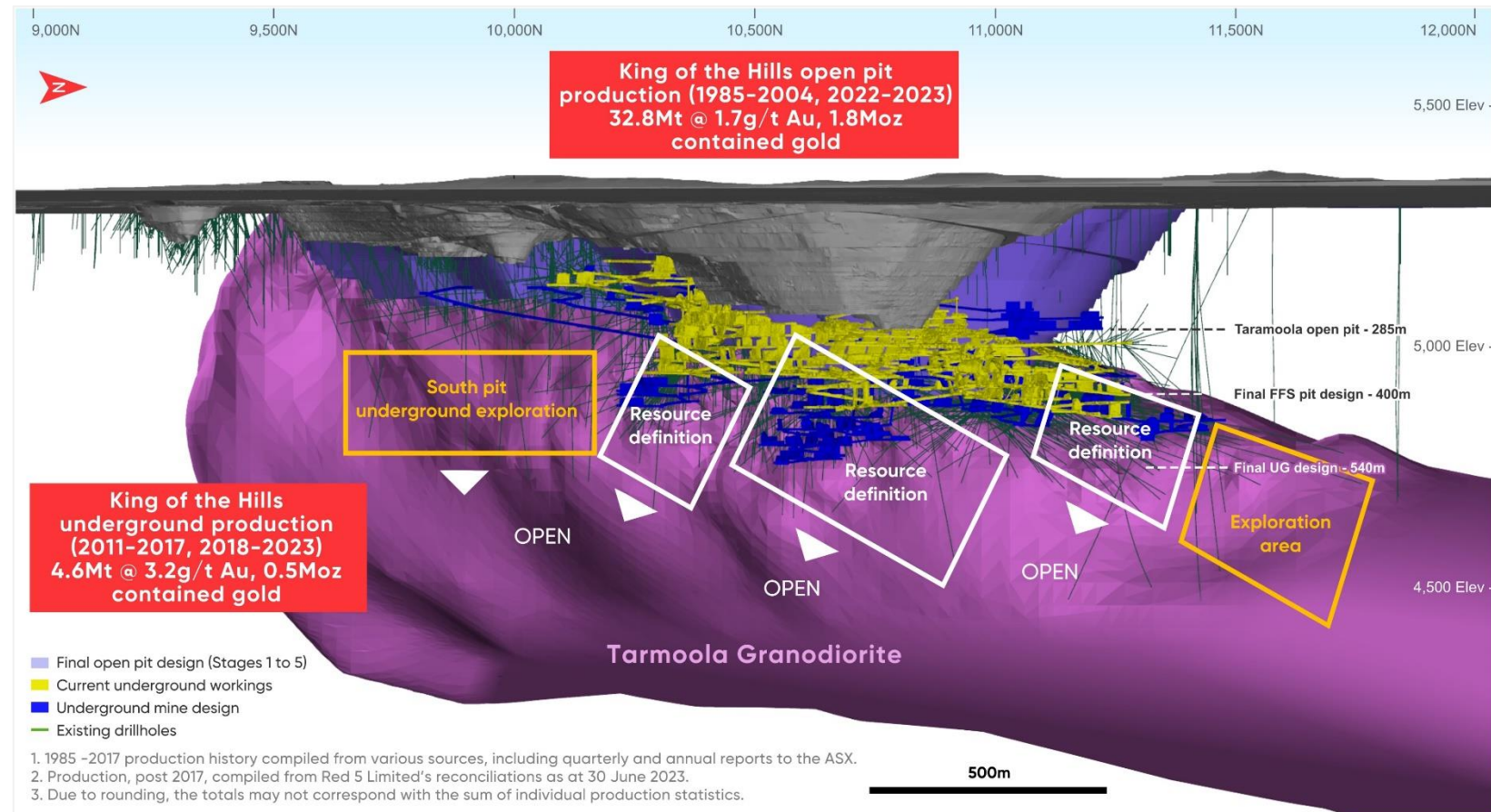
Jun-23 Mineral Resource¹

96.5Mt @ 1.4 g/t for
4.5Moz Au

Jun-23 Ore Reserve¹

69.5Mt @ 1.1 g/t for
2.5Moz Au

- Orebody in the contact zone of a substantial Granodiorite intrusion
 - 4km long x 2km wide
- Historical understanding from previous OP and UG mining
- Orebody remains open at depth and along strike
- South pit underground exploration outlines growth pathway



1. 1985 -2017 production history compiled from various sources, including quarterly and annual reports to the ASX.
2. Production, post 2017, compiled from Red 5 Limited's reconciliations as at 30 June 2023.
3. Due to rounding, the totals may not correspond with the sum of individual production statistics.

1. Red 5 ASX Release: 7 September 2023

KOTH Mineral Resource of 4.5Moz¹



Total Open Pit & Underground KOTH Resource as at June 2023

Classification	Cut-off (g/t)	Mining Method	Tonnes (000t)	Gold (g/t)	Contained Gold (000oz)
Measured	0.4-1.0	OP+UG	4,092	1.1	145
Indicated	0.4-1.0	OP+UG	67,559	1.5	3,286
Inferred	0.4-1.0	OP+UG	13,630	1.5	657
Total	0.4-1.0	OP+UG	85,282	1.5	4,087
KOTH JORC 2012 All material within A\$2,700 Pit Shell					
Measured	0.4	OP	4,056	1.1	142
Indicated	0.4	OP	55,658	1.3	2,375
Inferred	0.4	OP	9,009	1.2	359
Total	0.4	OP	68,722	1.3	2,876
KOTH JORC 2012 All material outside A\$2,700 Pit Shell					
Measured	1.0	UG	37	2.3	3
Indicated	1.0	UG	11,901	2.4	911
Inferred	1.0	UG	4,622	2.0	297
Total	1.0	UG	16,560	2.3	1,211



1. Red 5 ASX Release: 7 September 2023. Total Mineral Resource of 4.5Moz includes KOTH satellite pits and stockpiles.

KOTH Ore Reserve of 2.5Moz¹



Total KOTH Ore Reserves as at June 2023

Deposit	Mining Method	Cut-off (g/t)	JORC 2012 Classification	Tonnes (Mt)	Gold (g/t)	Contained Gold (Moz) ²
KOTH	Open pit	0.4	Proved	4.6	0.8	0.1
KOTH	Open pit	0.4	Probable	54.2	1.2	2.0
KOTH	Underground	1.4	Probable	2.5	1.8	0.1
Rainbow	Open pit	0.3	Probable	2.1	0.8	0.05
Centauri	Open pit	0.3	Probable	0.3	1.2	0.01
Cerebus & Eclipse	Open pit	0.3	Probable	1.5	1.0	0.05
Total				65.2	1.2	2.4



1. Red 5 ASX Release: 7 September 2023. Total Reserve of 2.5Moz includes broken stockpiles. 2. Totals may not balance due to rounding.

Top 20 Gold Deposits in Australia



Resources				Reserves			
	Mt	g/t	Moz		Mt	g/t	Moz
Cadia	3374	0.4	46.6	Cadia	1280	0.4	17.4
Golden Mile – KCGM	565	1.6	28.3	KCGM (100%)	286	1.3	12.2
Boddington	788	0.6	15.2	Boddington	525	0.6	10.6
Mallina Gold Project	278	1.3	11.7	Mallina Gold Project	121	1.5	6.0
Tanami	86	3.6	9.8	Tanami	33	5.4	5.7
Lake Cowal	273	1.0	8.8	Lake Cowal	130	1.0	4.3
Gruyere 100%	153	1.4	6.7	Gruyere 100%	99	1.3	4.0
Tropicana	107	1.8	6.3	St Ives	25	3.4	2.7
Gwalia	35	5.0	5.7	King of the Hills ²	69	1.1	2.5
Sunrise Dam	91	1.9	5.4	Thunderbox Region	41	1.8	2.3
Jundee	60	2.8	5.4	Granny Smith	12	5.6	2.1
Mungari	98	1.7	5.3	Gwalia	13	5.1	2.1
King of the Hills ¹	97	1.4	4.5	Tropicana	37	1.8	2.1
Thunderbox Region	80	1.7	4.4	McPhilamys	61	1.0	2.0
Carosue Dam Region	63	2.1	4.2	Fosterville	7	8.0	1.7
Telfer	162	0.8	4.2	Jundee	13	3.6	1.5
Granny Smith	22	5.0	3.6	Carosue Dam Region	25	1.8	1.5
Fosterville	15	5.7	2.8	Mungari	21	1.6	1.2
McPhilamys	80	1.0	2.7	Sunrise Dam	19	1.9	1.2
Duketon Region	65	1.2	2.5	Agnew/EMU	5	6.5	1.1

1. Red 5 ASX Release: 7 September 2023

2. Red 5's KOTH Project compared with Ore Reserves for the top 10 operating mines in Australia. Red 5 ASX Release: 7 September 2023

Australian Top 20 Gold Deposits¹



	Resources				Reserves		
	Mt	g/t	Moz		Mt	g/t	Moz
Cadia	Newcrest						
Measured	32.0	0.30	0.3	Proven			
Indicated	2790.0	0.47	41.8	Probable	1280.0	0.42	17.4
Inferred	552.0	0.26	4.6				
Total	3374.0	0.43	46.6	Total	1280.0	0.42	17.4
Telfer	Newcrest						
Measured	3.3	0.41	0.0	Proven			
Indicated	138.3	0.72	3.2	Probable	26.6	0.91	0.8
Inferred	20.0	1.41	0.9				
Total	161.6	0.80	4.2	Total	26.6	0.91	0.8
Source: Newcrest Resource & Reserve release 11 Aug 2023 - Data as at 30 June 2023							
Haverton	Newcrest						
Measured	0.0	0.00	0.0	Proven	0.0	0.00	0.0
Indicated	40.0	3.20	4.1	Probable	20.0	3.70	2.3
Inferred	81.4	1.40	3.7				
Total	121.4	2.01	7.9	Total	20.0	3.55	2.3
Source: Newcrest Resource & Reserve release 11 Aug 2023 - Data as at 30 June 2023							
Boddington	Newmont						
Measured	332.2	0.64	6.9	Proven	239.4	0.7	5.2
Indicated	452.9	0.57	8.3	Probable	285.5	0.6	5.4
Inferred	2.8	0.5	0.1				
Total	787.9	0.60	15.2	Total	524.9	0.63	10.6
Source: Newmont Resource & Reserve Supplement 2022 - Data as at 31 Dec 2022							
KCGM (100%)	Northern Star						
Measured	119.8	0.71	2.8	Proven	119.8	0.70	2.8
Indicated	283.5	1.80	16.4	Probable	166.6	1.80	9.5
Inferred	161.3	1.77	9.2				
Total	564.7	1.56	28.3	Total	286.4	1.33	12.2
Source: Northern Star Reserve and Resource Statement 4 May 2023 - Data as at 31 March 2023							
Tanami	Newmont						
Measured	22.3	3.51	2.5	Proven	11.3	5.1	1.8
Indicated	50.8	3.48	5.7	Probable	21.6	5.5	3.8
Inferred	13.0	3.9	1.6				
Total	86.1	3.55	9.8	Total	32.9	5.35	5.7
Source: Newmont Resource & Reserve Supplement 2022 - Data as at 31 Dec 2022							
Tropicana	AngloGold/Regis Resources						
Measured	40.7	1.40	1.8	Proven	14.2	1.60	0.7
Indicated	33.6	1.80	2.0	Probable	22.5	1.90	1.4
Inferred	32.9	2.40	2.5				
Total	107.2	1.83	6.3	Total	36.7	1.78	2.1
Source: Regis Resource and Reserve Statement 23 Feb 2023 - Data as at 31 Dec 2022							
Granny Smith	Goldfields						
Measured	2.5	4.90	0.4	Proven	1.8	5.60	0.3
Indicated	10.7	4.60	1.6	Probable	9.9	5.60	1.8
Inferred	9.1	5.50	1.6				
Total	22.3	4.96	3.6	Total	11.8	5.60	2.1
Source: Goldfields 2022 Resource & Reserve Supplement - Data as at 31 Dec 2022							
Gruyere 100%	Goldfields/Gold Road						
Measured	20.0	1.08	0.7	Proven	19.8	1.06	0.7
Indicated	103.3	1.38	4.6	Probable	79.0	1.33	3.4
Inferred	29.5	1.48	1.4				
Total	152.7	1.36	6.7	Total	98.8	1.27	4.0
Source: Gold Road 2022 Resource & Reserve Supplement - Data as at 31 Dec 2022							

	Resources				Reserves		
	Mt	g/t	Moz		Mt	g/t	Moz
St Ives	Goldfields						
Measured	0.9	3.30	0.1	Proven	5.9	2.60	0.5
Indicated	9.4	2.90	0.9	Probable	18.7	3.70	2.2
Inferred	11.3	3.90	1.4				
Total	21.6	3.45	2.4	Total	24.6	3.40	2.7
Source: Goldfields 2022 Resource & Reserve Supplement - Data as at 31 Dec 2022							
Agnew/EMU	Goldfields						
Measured	0.1	5.60	0.0	Proven	0.0	8.20	0.0
Indicated	5.3	5.00	0.9	Probable	5.3	6.50	1.1
Inferred	4.0	4.70	0.6				
Total	9.5	4.87	1.5	Total	5.3	6.46	1.1
Source: Goldfields 2022 Resource & Reserve Supplement - Data as at 31 Dec 2022							
Lake Cowal	Evolution						
Measured	29.5	0.5	0.4	Proven	27.4	0.5	0.4
Indicated	204.9	1.0	6.8	Probable	102.1	1.2	3.9
Inferred	38.8	1.3	1.6				
Total	273.3	1.01	8.8	Total	129.5	1.04	4.3
Mungari	Evolution						
Measured	1.4	4.7	0.2	Proven	0.4	5.5	0.1
Indicated	63.5	1.6	3.2	Probable	23.9	1.5	1.2
Inferred	32.7	1.8	1.9				
Total	97.5	1.7	5.3	Total	21.3	1.58	1.2
Source: Evolution 2023 Resource & Reserve - Data as at 31 Dec 2022							
Duketon Region	Regis						
Measured	21.0	0.80	0.6	Proven	12.0	0.60	0.2
Indicated	32.0	1.20	1.3	Probable	14.0	1.60	0.7
Inferred	12.0	1.60	0.6				
Total	65.0	1.20	2.5	Total	26.0	1.10	1.0
Source: Regis Resource & Reserve Statement 20 June 2023 - Data as at 31 Dec 2022							
McPhlamys	Regis						
Measured				Proven			
Indicated	77.0	1.10	2.6	Probable	61.0	1.03	2.0
Inferred	3.0	0.80	0.1				
Total	80.0	1.05	2.7	Total	61.0	1.03	2.0
Source: Regis Resource & Reserve Statement 20 June 2023 - Data as at 31 Dec 2022							
Carosue Dam Region	Northern Star						
Measured	16.1	1.90	1.0	Proven	12.6	1.80	0.7
Indicated	30.3	2.10	2.1	Probable	12.2	1.90	0.7
Inferred	16.9	2.20	1.0				
Total	63.3	2.10	4.2	Total	24.9	1.85	1.5
Thunderbox Region	Northern Star						
Measured	20.0	1.50	1.0	Proven	12.2	1.50	0.6
Indicated	49.8	1.80	2.9	Probable	29.0	1.80	1.7
Inferred	9.9	1.60	0.5				
Total	79.7	1.72	4.4	Total	41.2	1.75	2.3
Source: Northern Star Reserve and Resource Statement 4 May 2023 - Data as at 31 March 2023							
Mallina Gold Project	De Grey						
Measured	4.7	1.70	0.3	Proven	0.0	0.00	0.0
Indicated	184.1	1.30	7.8	Probable	120.8	1.55	6.0
Inferred	89.2	1.30	3.7				
Total	278.0	1.30	11.7	Total	120.8	1.55	6.0
Source: De Grey Reserve and Resource release 15 June 2023 - Data as at September 2023							

	Resources				Reserves		
	Mt	g/t	Moz		Mt	g/t	Moz
Sunrise Dam	AngloGold Ashanti						
Measured	20.3	1.64	1.1	Proven	12.0	1.50	0.6
Indicated	26.1	1.59	1.3	Probable	6.6	2.71	0.6
Inferred	44.6	2.11	3.0				
Total	91.1	1.86	5.4	Total	18.6	1.94	1.2
Source: AngloGold Resource & Reserve Supplement 2022 - Data as at 31 Dec 2022							
Gwalia	Genesis						
Measured	6.0	4.50	0.9	Proven	1.5	7.30	0.4
Indicated	26.4	4.99	4.2	Probable	11.3	4.80	1.8
Inferred	3.1	6.16	0.6				
Total	35.5	5.01	5.7	Total	12.9	5.10	2.1
Source: Genesis Reserve & Resource Statement 3 July 2023							
Jundee	Genesis						
Measured	2.4	1.20	0.1	Proven	2.4	1.20	0.1
Indicated	41.8	2.90	3.9	Probable	10.9	4.10	1.4
Inferred	16.3	2.50	1.3				
Total	60.5	2.76	5.4	Total	13.3	3.56	1.5
Source: Northern Star Reserve and Resource Statement 4 May 2023 - Data as at 31 March 2023							
Kanowna	Genesis						
Measured	5.9	3.30	0.6	Proven	3.0	2.70	0.3
Indicated	29.7	2.00	1.9	Probable	6.0	2.40	0.5
Inferred	33.3	1.60	1.8				
Total	68.8	1.93	4.3	Total	9.0	2.52	0.7
Source: Northern Star Reserve and Resource Statement 4 May 2023 - Data as at 31 March 2023							
Big Bell	Westgold						
Measured	6.5	3.08	0.5	Proven	3.6	2.85	0.3
Indicated	9.9	3.23	1.0	Probable	6.3	3.31	0.7
Inferred	8.9	2.73	0.8				
Total	24.4	3.01	2.4	Total	9.8	3.14	1.0
Source: Westgold Resource & Reserve Release 11 September 2023 - Data as at 30 Jun 2023							
Fosterville	Agnico Eagle						
Measured	1.1	3.67	0.1	Proven	0.6	23.19	0.5
Indicated	9.7	5.18	1.6	Probable	6.0	6.39	1.2
Inferred	5.6	6.53	1.2				
Total	15.4	5.67	2.8	Total	6.6	7.95	1.7
Source: Agnico Eagle limited 31 December 2022							
King of the Hills	Red 5						
Measured	6.7	0.88	0.2	Proven	7.2	0.80	0.2
Indicated	74.7	1.48	3.6	Probable	62.3	1.20	2.3
Inferred	15.2	1.48	0.7				
Total	96.5	1.44	4.46	Total	69.5	1.10	2.5
Source: Red 5 Resource and Reserve Statement, 7 Sept 2023, Resource update 30 June 2023							

1. Sources detailed in the table



ASX Code: RED

RED 5 Limited

THANK YOU



Level 2, 35 Ventnor Avenue, West Perth, Western Australia
6005 Australia



(61-8) 9322 4455



(61-8) 9481 5950

