



ABN 63 111 306 533

QUARTERLY REPORT TO SHAREHOLDERS

for the three months ended
31 March 2024

ASX Code - EME

For further information,
contact:

Shubiao TAO
Energy Metals Limited

Telephone: 61 8 9322 6904
Facsimile: 61 8 9321 5240
Email:
enquiry@energymetals.net
Level 2, 5 Ord Street,
West Perth WA 6005

PO Box 1323
West Perth WA 6872

This report and further
information are available on
Energy Metals' website at:

www.energymetals.net



HIGHLIGHTS

Bigrlyi JV Project (NT)

Additions to the Exploration Team including hiring
of a new Exploration Manager.

Preparations underway for a restart of exploration
operations including resource expansion drilling at
Bigrlyi in the 2024 field season.

Update of the Bigrlyi Mineral Resource Estimate
nearing completion.

Procurement process and selection of drilling
contractors for upcoming exploration program
underway.

Field Reconnaissance visit to prepare for 2024
drilling program planned for April.

FINANCIAL

Energy Metals had approximately \$12.85M in cash
and 209.7M shares on issue at 31 March 2024.

Shubiao TAO
Managing Director
30 April 2024

INTRODUCTION

Energy Metals (EME) is a dedicated uranium company with eight exploration projects located in the Northern Territory (NT) and Western Australia covering around 2,400 km² (Figure 1). Most of the projects contain uranium and associated vanadium mineralisation discovered by major companies in the 1970s, including the advanced Bigryli Project (NT).

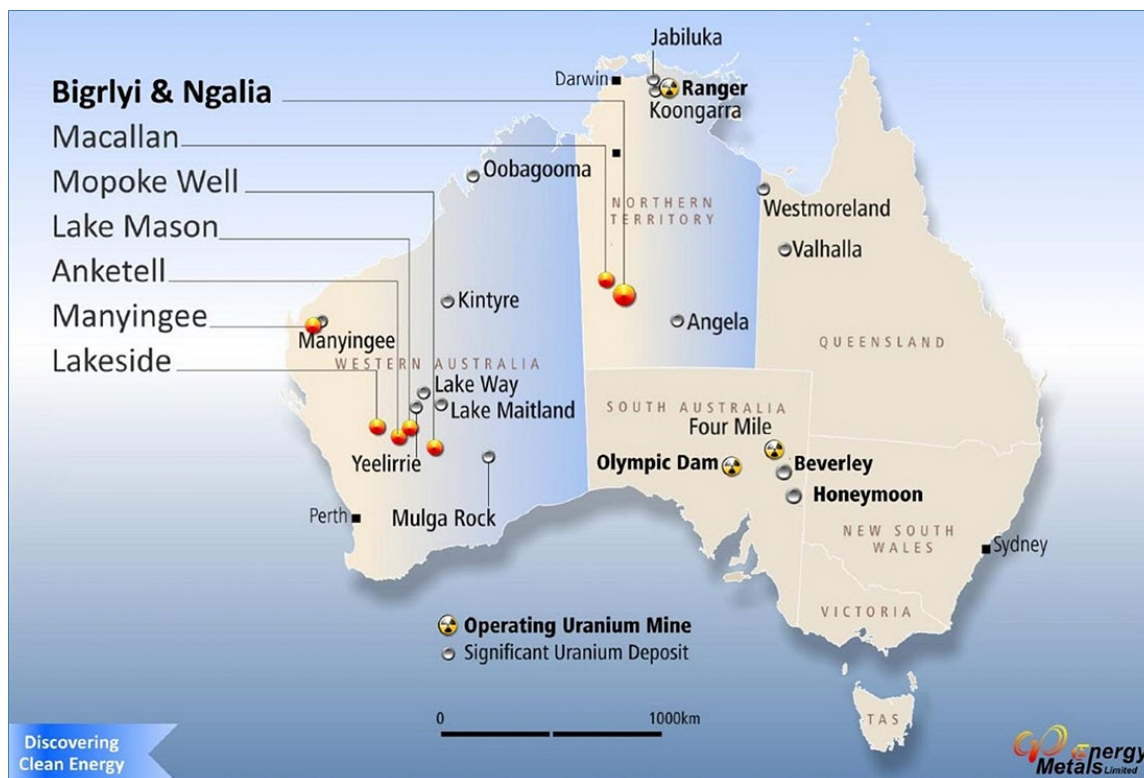


Figure 1 – Location of Energy Metals Projects

Energy Metals is well placed to take advantage of the favourable outlook for uranium as nuclear power continues to play an increasing role in reducing global carbon emissions.

China Uranium Development Company Limited, Energy Metals' largest shareholder (with 66.45% of issued capital), is a wholly owned subsidiary of CGN, a leading company in clean energy and nuclear power technologies in China and world-wide. At 31 December 2023, the installed capacity of CGN's operating nuclear generating plants was 30,568MWe from 27 nuclear power units with 11 other power units of 13,246MWe capacity under construction in various locations across China. CGN is one of only three companies authorised by the Chinese Government to import and export uranium. This unique relationship with CGN gives Energy Metals direct exposure to the uranium market as well as access to significant capital and places the Company in a very strong position going forward.

Market Update. During the March 2024 quarter the uranium spot price ranged between \$US88/lb U₃O₈ to \$US100/lb with the elevated prices principally due to production issues at major mines in Kazakhstan and Canada, and political uncertainty in Niger. More than 20 countries have announced plans to increase their nuclear power capacity in the light of ambitious plans to decarbonise their economies. In January 2024 the uranium spot price rose to more than \$US 100/lb, a price level not seen since 2007. In the vanadium market prices were slightly weaker, reaching \$US 5.50/lb V₂O₅, just below long-term averages.

NORTHERN TERRITORY

Bigrlyi Joint Venture (EME 72.39%)

The Bigrlyi Joint Venture comprises two granted exploration licences in retention (ELRs), one granted EL, and several applications within the Ngalia Basin, located approximately 350km northwest of Alice Springs. Energy Metals operates the Joint Venture in partnership with Northern Territory Uranium Pty Ltd (NTU; a wholly owned subsidiary of Elevate Uranium Ltd, EL8), and with Noble Investments Pty Ltd (NIL), a private investment company that holds a 6.79% interest.

The Bigrlyi Joint Venture (BJV) has been the subject of significant exploration activity since 1973, including over 1,040 drill-holes, metallurgical test-work and mining studies focussed on the flagship Bigrlyi deposit, which comprises a number of sub-deposits over a 11km strike length on ELR32552 (Figure 2). The Bigrlyi project is characterised by relatively high uranium grades, vanadium credits and excellent metallurgical recoveries. Further information is available in ASX announcements or from Energy Metals' website: www.energymetals.net.

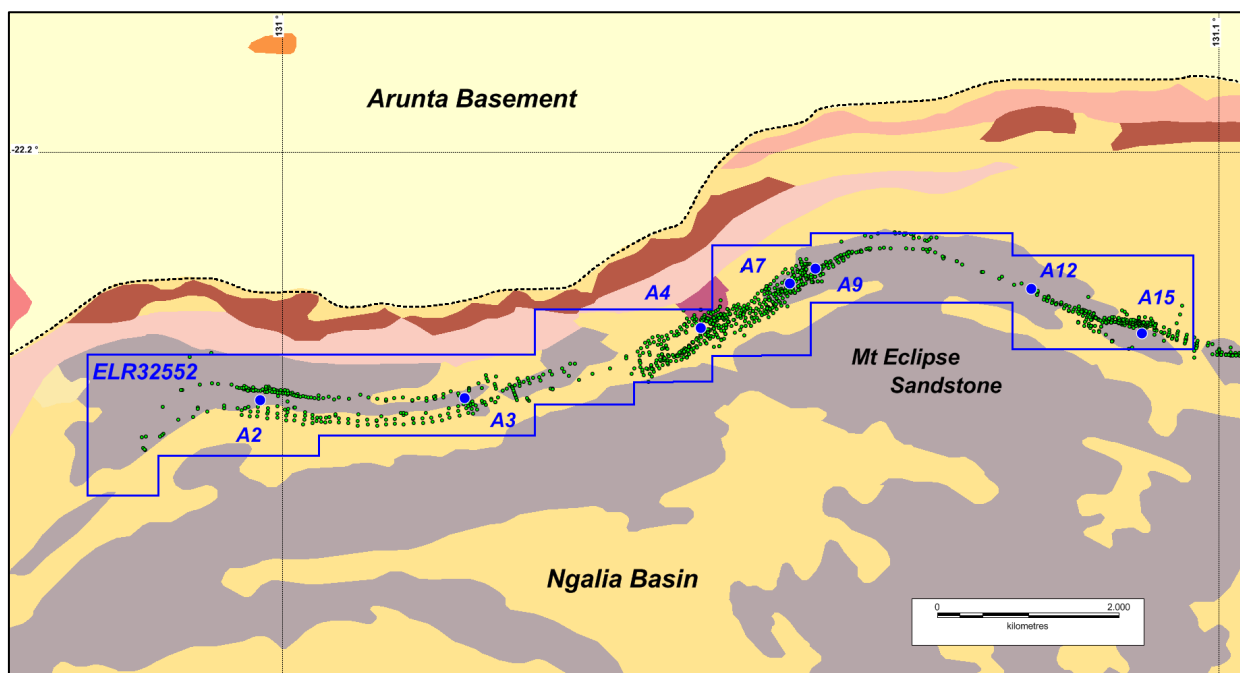


Figure 2 – Bigrlyi Joint Venture project area showing simplified geology (grey = Mt Eclipse Sandstone) with the outline of amalgamated ELR 32552 shown in blue; Anomaly-2 to Anomaly-15 (A2 to A15) sub-deposit locations (blue dots) and exploration drill-hole collars (green dots) are shown.

The historical Karins uranium deposit (Figure 3) is part of the Bigrlyi Joint Venture, with a JORC-compliant resource estimate released to the ASX in 2015. In 2015 a maiden JORC (2012) resource estimate was announced for the historic Sundberg deposit, which is part of the Bigrlyi Joint Venture, and a satellite of the larger Walbiri deposit (Figure 3).

Walbiri Joint Venture (EME 77.12%)

ELR45 covers part of the historical Walbiri deposit and part of the Hill One satellite deposit (Figure 3). The project is a joint venture with NTU, with EME as the operator. Energy Metals holds a 77.12% beneficial interest in the JV. A JORC (2012) mineral resource estimate was announced

for the Walbiri deposit in 2015 confirming Walbiri as the second largest sandstone-hosted deposit in the Ngalia Basin after Bigrlyi.

Malawiri Joint Venture (EME 76.03%)

ELR41 covers the historical Malawiri deposit. The project is a joint venture with NTU, with Energy Metals as the operator. Energy Metals holds a 76.03% beneficial interest in the JV and NTU holds a 23.97% interest. The Company advanced the Malawiri project to JORC-compliant resource status with release of a mineral resource estimate on 14 December 2017.

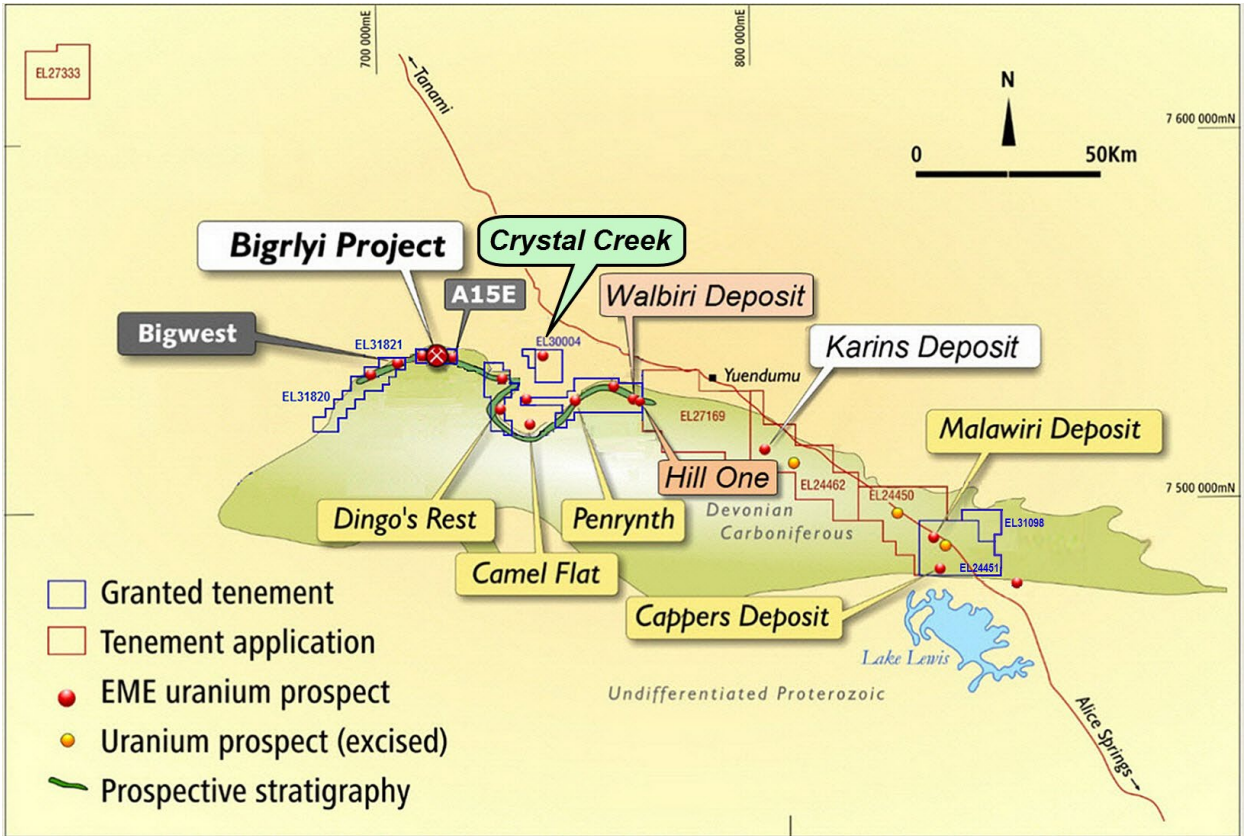


Figure 3 – Uranium deposits, occurrences and exploration target areas in the Ngalia Basin. Location of the Crystal Creek REE prospect shown.

JV Activities (March 2024 Quarter)

With the recovery in the uranium market now underway, Energy Metals is well-positioned to progress its projects, in particular to advance its flagship Bigrlyi project. Exploration work at the BJV during the quarter was focussed on building operational capacity for a large-scale exploration program later in the year, along with the administrative and technical planning required to execute this successfully.

Additions to the Exploration Team. The Company has appointed a new Exploration Manager, Dave Nelson, to lead our exploration activities going forward. Our previous EM, Wayne Taylor, remains with Energy Metals as a consultant and technical advisor thus allowing the Company to retain the benefit of his many years of experience at Bigrlyi and the wider Ngalia Basin. In addition, the Company has recruited two junior Exploration Geologists and begun the process of training and upskilling them in the complexities of uranium exploration.

Drill Program Planning. An extensive targeting process was carried out during the quarter, allowing the Company to identify areas of opportunity for the growth of the Bigrlyi deposit. Initial planning was completed for the upcoming drilling program, with budgets compiled and subsequently approved by the board of directors and relevant JV partners. Further fine-tuning of the drill targeting will take place during the June Quarter once the updated Bigrlyi MRE has been completed and reviewed.

Update of Bigrlyi Mineral Resource Estimate. The previously noted update of the Bigrlyi project Mineral Resource Estimate (MRE) to JORC 2012 standard was well advanced by the end of March, and the Company expects to announce the final results to the market during the June Quarter.

Contractor Selection. Energy Metals carried out an extensive procurement process to select preferred drilling contractors during the quarter, with final selections made and approved by the board of directors. Further work is ongoing with other key service providers to ensure the Company has all required contracts in place before drilling commences in July.

Initial Field Reconnaissance Visit. Minimal work has been carried out at the Bigrlyi site in recent years, with the camp and associated infrastructure expected to require renovation and upgrading before it can handle a major drilling program. Planning is well underway for the new exploration team to visit site, assess the existing infrastructure, and begin this renovation process. A two-week visit has been scheduled for April, which will also allow the new team to begin familiarization with the geology of the Bigrlyi deposit and wider Ngalia Basin.

Ngalia Regional Project (EME 100%)

The Ngalia Regional Project comprises thirteen 100% owned exploration licences, applications and exploration licences in retention located in the Ngalia Basin, between 180km and 350km northwest of Alice Springs (Figure 3). The tenements are contiguous and enclose the Bigrlyi project as well as containing a number of uranium occurrences, including part of the historic Walbiri deposit and the Cappers calcrete-hosted deposit. In addition, the rare earth element (REE) potential of the Crystal Creek prospect on EL30004, which comprises clay-rich regolith materials developed on granite, are under investigation. No new work was carried out on the Ngalia Regional Project during the quarter.

Macallan (EME 100%)

The Macallan project comprises a single exploration licence application (ELA27333), located 460 km NW of Alice Springs and 140 km from Bigrlyi. The tenement covers a strong 3km-wide bullseye radiometric anomaly. The Macallan anomaly lies within the Wildcat Palaeovalley, an ancient valley system that drains into Lake Mackay to the southwest. The Macallan anomaly most likely represents a surficial accumulation of uranium minerals associated with the Wildcat palaeodrainage system, although other explanations are possible.

ELA27333 lies on land under Aboriginal Freehold title and access is subject to negotiation with the Traditional Owners and the CLC. The negotiation period has been extended until October 2024 and the CLC are currently reviewing the Company's comments on a draft exploration agreement.

WESTERN AUSTRALIA

Manyingee (EME 100%)

The Manyingee project comprises retention licence application R08/3, underlying tenement E08/1480 and two exploration licence applications, which are located 85 km south of Onslow. The project is located adjacent to mining leases containing Paladin Energy's Manyingee resource, a stacked series of buried, palaeochannel-hosted, roll-front uranium deposits. In November 2016 Energy Metals announced an initial JORC (2012) Mineral Resource Estimate for the Manyingee East uranium deposit, which is located up-channel of Paladin's Manyingee deposit.

Law firm Gilbert+Tobin was appointed in 2019 to assist Energy Metals with landholder objections to grant of the Manyingee title applications. The objections are progressing through the Wardens Court procedure.

Other Deposits - Mopoke Well, Lakeside, Anketell, Lake Mason (all EME 100%)

These four projects are surficial uranium deposits associated with calcrete or calcretised sediments related to ancient drainage and/or lacustrine systems. All projects are located on granted retention licences and mineral resource estimates under the JORC 2004 or 2012 codes have previously been announced for each deposit. All deposits are affected by the WA Government's current ban on uranium mining, and under present uranium market conditions the deposits are not economic. Energy Metals will continue to monitor the market and political situation with a view to re-starting exploration and development activities should positive conditions return.

CORPORATE

Energy Metals remains in a strong financial position with approximately \$12.85 million in cash and bank deposits at the end of the quarter, forming a solid resource for ongoing exploration and project development.

As disclosed under item 6.1 in the Appendix 5B, Energy Metals paid \$60,000 in total during the quarter to related parties and their associates. The payments represented amounts paid to the directors, including salaries, non-executive directors' fee, and consulting fees.

Table 1: Tenement Information as required by listing rule 5.3.3

TENEMENT*	PROJECT	LOCATION	INTEREST	CHANGE IN QUARTER
Northern Territory				
EL24451	Ngalia Regional	Napperby	100%	-
EL31098	Ngalia Regional	Napperby	100%	-
EL31820	Ngalia Regional	Mt Doreen	100%	-
EL31821	Ngalia Regional	Mt Doreen	100%	-
EL32113	Ngalia Regional	Mt Doreen	100%	-
ELR31754	Ngalia Regional	Mt Doreen	100%	-
ELR31755	Ngalia Regional	Mt Doreen	100%	-
ELR31756	Ngalia Regional	Mt Doreen	100%	-
ELR32552	Bigryli Joint Venture	Mt Doreen	72.39%	-
ELR41	Malawiri Joint Venture	Napperby	76.03%	-
ELR45	Walbiri Joint Venture	Mt Doreen	77.12%	-
EL30004	Ngalia Regional	Mt Doreen	100%	-
ELA27169	Ngalia Regional	Yuendumu	100%	-
ELA33116	Ngalia Regional	Yuendumu	100%	-
EL30144	Bigryli Joint Venture	Mt Doreen	72.39%	-
ELR31319	Bigryli Joint Venture	Mt Doreen	72.39%	-
ELA24462	Ngalia Regional	Yuendumu	100%	-
ELA24450	Ngalia Regional	Yuendumu	100%	-
ELA27333	Macallan	Tanami	100%	-
MLNA1952	Bigryli Joint Venture	Yuendumu	72.39%	-
Western Australia				
E08/1480	Manyingee	Yanrey	100%	-
E08/2856	Manyingee	Yanrey	100%	-
E08/3647	Manyingee	Yanrey	100%	-
R08/3	Manyingee	Yanrey	100%	-
R21/1	Lakeside	Cue	100%	-
R29/1	Mopoke Well	Leonora	100%	-
R57/2	Lake Mason	Sandstone	100%	-
R58/2	Anketell	Sandstone	100%	-

* EL = Exploration Licence (NT); ELA = Exploration Licence Application (NT); ELR = Exploration Licence in Retention (NT); MLNA = Mineral Lease (Northern) Application (NT); E = Exploration Licence (WA); R = Retention Licence (WA).

Competent Persons Statement

Information in this report relating to exploration results, data and cut-off grades is based on information compiled by Dr Wayne Taylor and Mr Lindsay Dudfield. Mr Dudfield is a member of the AusIMM and the AIG. Dr Taylor is a member of the AIG. Both of them are consultants to Energy Metals, and they both have sufficient experience which is relevant to the style of mineralisation and type of deposit under consideration and to the activity which they are undertaking to qualify as a Competent Person as defined in the “Australasian Code for Reporting of Exploration Results, Mineral Resources and Ore Reserves – The JORC Code (2012)”. Dr Taylor and Mr Dudfield both consent to the inclusion of the information in the report in the form and context in which it appears.

The information discussed in this report relating to mineralisation modelling, exploration targets and metallurgical test-work results is based on information compiled by Dr Wayne Taylor. Dr Taylor is a member of the Australian Institute of Geoscientists (MAIG). He has sufficient experience which is relevant to the style of mineralisation and type of deposit under consideration and to the activity which they are undertaking to qualify as Competent Persons as defined in the “Australasian Code for Reporting of Exploration Results, Mineral Resources and Ore Reserves – The JORC Code (2012)”. Dr Taylor consents to the inclusion of the information in the report in the form and context in which it appears.

This report references mineral resource estimates and/or related information that was prepared and first disclosed under the JORC Code 2004. It has not been updated since to comply with the JORC Code 2012 on the basis that the information has not materially changed since it was last reported.

Appendix 5B

Mining exploration entity or oil and gas exploration entity quarterly cash flow report

Name of entity

Energy Metals Limited

ABN

63 111 306 533

Quarter ended ("current quarter")

31 March 2024

Consolidated statement of cash flows	Current quarter \$A'000	Year to date (3 months) \$A'000
1. Cash flows from operating activities		
1.1 Receipts from customers		
1.2 Payments for		
(a) exploration & evaluation	(43)	(43)
(b) development	-	-
(c) production	-	-
(d) staff costs	(94)	(94)
(e) administration and corporate costs	(227)	(227)
1.3 Dividends received (see note 3)	-	-
1.4 Interest received	266	266
1.5 Interest and other costs of finance paid	(1)	(1)
1.6 Income taxes paid	-	-
1.7 Government grants and tax incentives	-	-
1.8 Other (management fee receipt from JV)	3	3
1.9 Net cash from / (used in) operating activities	(96)	(96)

2. Cash flows from investing activities		
2.1 Payments to acquire or for:		
(a) entities	-	-
(b) tenements	-	-
(c) property, plant and equipment	(90)	(90)
(d) exploration & evaluation	(133)	(133)
(e) investments	-	-
(f) other non-current assets	-	-

Mining exploration entity or oil and gas exploration entity quarterly cash flow report

Consolidated statement of cash flows		Current quarter \$A'000	Year to date (3 months) \$A'000
2.2	Proceeds from the disposal of:		
	(a) entities	-	-
	(b) tenements	-	-
	(c) property, plant and equipment	-	-
	(d) investments	-	-
	(e) other non-current assets	-	-
2.3	Cash flows from loans to other entities	-	-
2.4	Dividends received (see note 3)	-	-
2.5	Other (provide details if material)	-	-
2.6	Net cash from / (used in) investing activities	(223)	(223)

3.	Cash flows from financing activities		
3.1	Proceeds from issues of equity securities (excluding convertible debt securities)	-	-
3.2	Proceeds from issue of convertible debt securities	-	-
3.3	Proceeds from exercise of options	-	-
3.4	Transaction costs related to issues of equity securities or convertible debt securities	-	-
3.5	Proceeds from borrowings	-	-
3.6	Repayment of borrowings	(14)	(14)
3.7	Transaction costs related to loans and borrowings	-	-
3.8	Dividends paid	-	-
3.9	Other (provide details if material)	-	-
3.10	Net cash from / (used in) financing activities	(14)	(14)

4.	Net increase / (decrease) in cash and cash equivalents for the period		
4.1	Cash and cash equivalents at beginning of period	13,187	13,187
4.2	Net cash from / (used in) operating activities (item 1.9 above)	(96)	(96)
4.3	Net cash from / (used in) investing activities (item 2.6 above)	(223)	(223)
4.4	Net cash from / (used in) financing activities (item 3.10 above)	(14)	(14)

Mining exploration entity or oil and gas exploration entity quarterly cash flow report

Consolidated statement of cash flows		Current quarter \$A'000	Year to date (3 months) \$A'000
4.5	Effect of movement in exchange rates on cash held	-	-
4.6	Cash and cash equivalents at end of period	12,854	12,854

5.	Reconciliation of cash and cash equivalents at the end of the quarter (as shown in the consolidated statement of cash flows) to the related items in the accounts	Current quarter \$A'000	Previous quarter \$A'000
5.1	Bank balances	375	410
5.2	Call deposits	-	-
5.3	Bank overdrafts	-	-
5.4	Other (term deposits)	12,479	12,777
5.5	Cash and cash equivalents at end of quarter (should equal item 4.6 above)	12,854	13,187

6.	Payments to related parties of the entity and their associates	Current quarter \$A'000
6.1	Aggregate amount of payments to related parties and their associates included in item 1	60
6.2	Aggregate amount of payments to related parties and their associates included in item 2	-

Note: if any amounts are shown in items 6.1 or 6.2, your quarterly activity report must include a description of, and an explanation for, such payments.

Mining exploration entity or oil and gas exploration entity quarterly cash flow report

7. Financing facilities <i>Note: the term "facility" includes all forms of financing arrangements available to the entity. Add notes as necessary for an understanding of the sources of finance available to the entity.</i>	Total facility amount at quarter end \$A'000	Amount drawn at quarter end \$A'000
7.1 Loan facilities		
7.2 Credit standby arrangements		
7.3 Other (please specify)		
7.4 Total financing facilities		
7.5 Unused financing facilities available at quarter end		
7.6 Include in the box below a description of each facility above, including the lender, interest rate, maturity date and whether it is secured or unsecured. If any additional financing facilities have been entered into or are proposed to be entered into after quarter end, include a note providing details of those facilities as well.		

8. Estimated cash available for future operating activities	\$A'000
8.1 Net cash from / (used in) operating activities (item 1.9)	(96)
8.2 (Payments for exploration & evaluation classified as investing activities) (item 2.1(d))	(133)
8.3 Total relevant outgoings (item 8.1 + item 8.2)	(229)
8.4 Cash and cash equivalents at quarter end (item 4.6)	12,854
8.5 Unused finance facilities available at quarter end (item 7.5)	-
8.6 Total available funding (item 8.4 + item 8.5)	12,854
8.7 Estimated quarters of funding available (item 8.6 divided by item 8.3)	56.1
<i>Note: if the entity has reported positive relevant outgoings (ie a net cash inflow) in item 8.3, answer item 8.7 as "N/A". Otherwise, a figure for the estimated quarters of funding available must be included in item 8.7.</i>	
8.8 If item 8.7 is less than 2 quarters, please provide answers to the following questions:	
8.8.1 Does the entity expect that it will continue to have the current level of net operating cash flows for the time being and, if not, why not?	
Answer: Not applicable.	
8.8.2 Has the entity taken any steps, or does it propose to take any steps, to raise further cash to fund its operations and, if so, what are those steps and how likely does it believe that they will be successful?	
Answer: Not applicable.	

Mining exploration entity or oil and gas exploration entity quarterly cash flow report

8.8.3 Does the entity expect to be able to continue its operations and to meet its business objectives and, if so, on what basis?

Answer: Not applicable.

Note: where item 8.7 is less than 2 quarters, all of questions 8.8.1, 8.8.2 and 8.8.3 above must be answered.

Compliance statement

- 1 This statement has been prepared in accordance with accounting standards and policies which comply with Listing Rule 19.11A.
- 2 This statement gives a true and fair view of the matters disclosed.

Date: 30 April 2024



Authorised by:
Xuekun Li, Company Secretary

Notes

1. This quarterly cash flow report and the accompanying activity report provide a basis for informing the market about the entity's activities for the past quarter, how they have been financed and the effect this has had on its cash position. An entity that wishes to disclose additional information over and above the minimum required under the Listing Rules is encouraged to do so.
2. If this quarterly cash flow report has been prepared in accordance with Australian Accounting Standards, the definitions in, and provisions of, *AASB 6: Exploration for and Evaluation of Mineral Resources* and *AASB 107: Statement of Cash Flows* apply to this report. If this quarterly cash flow report has been prepared in accordance with other accounting standards agreed by ASX pursuant to Listing Rule 19.11A, the corresponding equivalent standards apply to this report.
3. Dividends received may be classified either as cash flows from operating activities or cash flows from investing activities, depending on the accounting policy of the entity.
4. If this report has been authorised for release to the market by your board of directors, you can insert here: "By the board". If it has been authorised for release to the market by a committee of your board of directors, you can insert here: "By the [name of board committee – eg Audit and Risk Committee]". If it has been authorised for release to the market by a disclosure committee, you can insert here: "By the Disclosure Committee".
5. If this report has been authorised for release to the market by your board of directors and you wish to hold yourself out as complying with recommendation 4.2 of the ASX Corporate Governance Council's *Corporate Governance Principles and Recommendations*, the board should have received a declaration from its CEO and CFO that, in their opinion, the financial records of the entity have been properly maintained, that this report complies with the appropriate accounting standards and gives a true and fair view of the cash flows of the entity, and that their opinion has been formed on the basis of a sound system of risk management and internal control which is operating effectively.