

ASX RELEASE

30 April 2024

MARCH 2024 QUARTERLY ACTIVITIES REPORT

Zuleika Gold Limited (**Zuleika Gold or Company**) (**ASX:ZAG**) is pleased to report the results related to its exploration activities for the March 2024 quarter.

HIGHLIGHTS

- **Zuleika executed two tenement sale agreements and one share sale agreement with Asra Minerals Limited to acquire the outstanding interests in all of the tenements included in the Zuleika and Credo Joint Ventures a total cash consideration of \$170,000.**
- **The process for Zuleika Gold obtaining costs from Vango and DPPL (as a result of Cost Orders issued in favour of Zuleika Gold in January 2023) was settled during the quarter. Following a negotiation between the parties' solicitors, Vango and DPPL agreed to pay \$950,000 to Zuleika in full and final satisfaction of the Costs Orders.**
- **Following highly prospective anomalies being defined from soil programs completed during 2023, a full targeting review of all projects continued during the quarter to assess the results and prioritise targets for drill testing, now planned to commence during the second half of 2024.**

ISSUED CAPITAL

Ordinary shares:
736,085,520
Cash: \$2.943M

DIRECTORS

Ms Annie Guo

Executive Chair

Mr Alan Willis

Non-Executive Director

Mr Graeme Purcell

Non-Executive Director

CONTACT

Zuleika Gold Limited

ACN 141 703 399

8 Kings Park Road

West Perth WA 6005

P: (08) 6370 6188

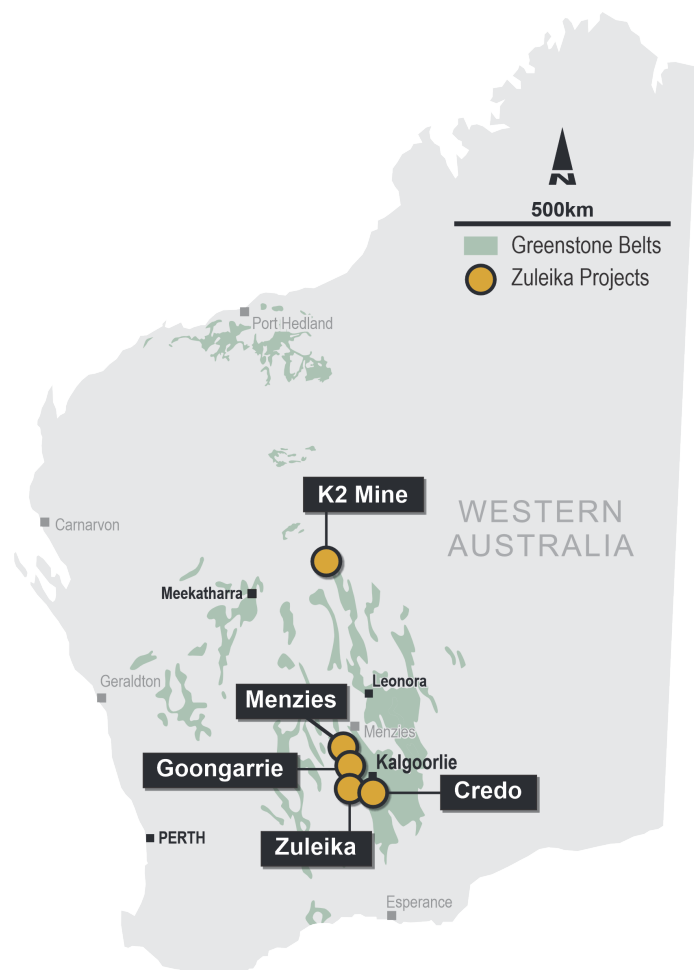
F: (08) 9486 1166

E: admin@zuleikagold.com.au

www.zuleikagold.com.au

[Twitter @ZuleikaGold_ZAG](https://twitter.com/ZuleikaGold_ZAG)

[LinkedIn – Zuleika Gold Ltd](https://www.linkedin.com/company/zuleika-gold-ltd)





ZULEIKA GOLD

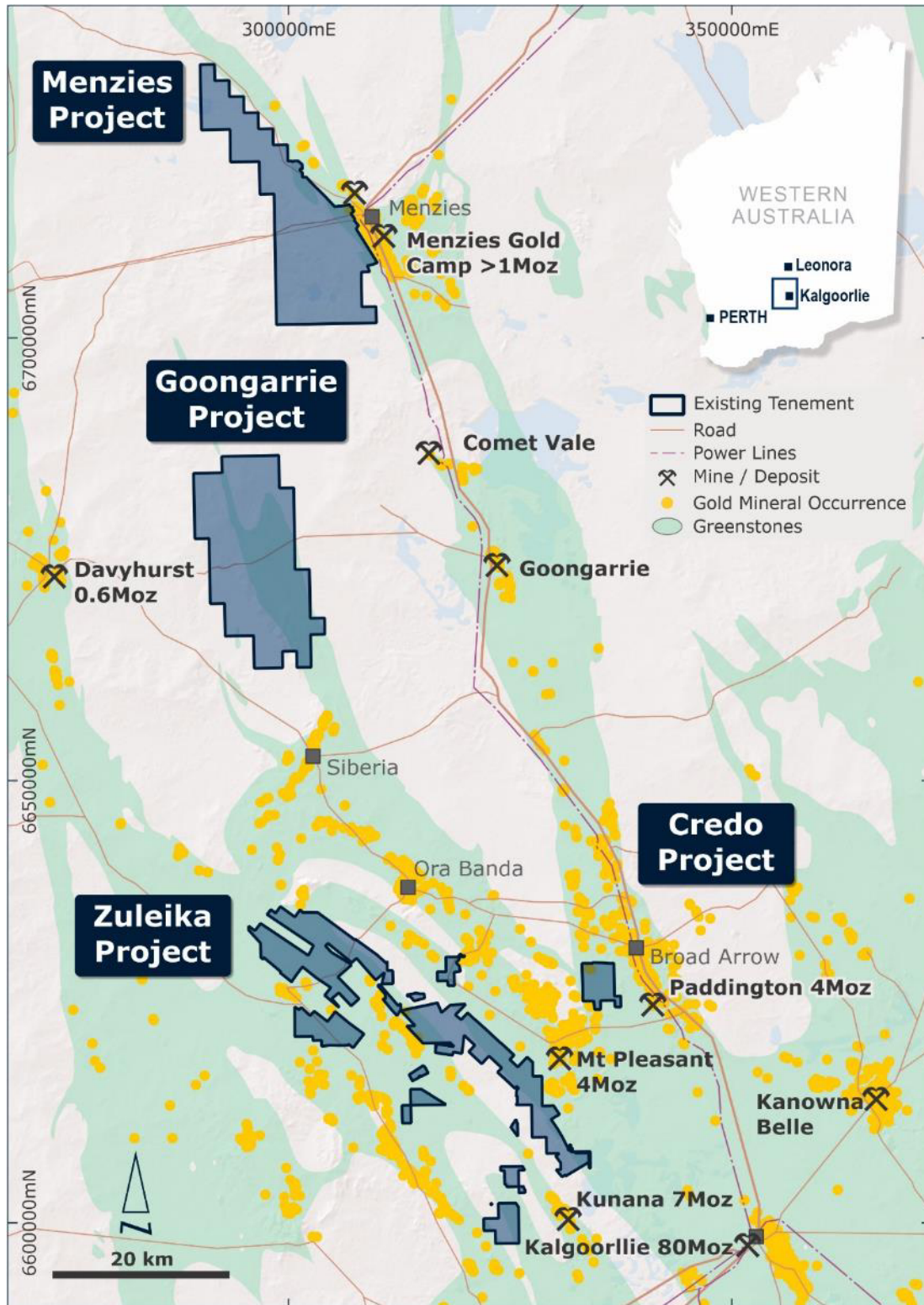


Figure 1 – Zuleika Project Locations



OVERVIEW

During the quarter Zuleika executed two tenement sale agreements and one share sale agreement with Asra Minerals Limited to acquire the outstanding interests in all of the tenements included in the Zuleika and Credo Joint Ventures, and the in Goldfields Mining Group Pty Ltd for a total cash consideration of \$170,000 (See ASX release 18 March 2024 – Acquisition of Joint Venture Interest). Following settlement Zuleika now owns a 100% interest in all of the tenements that collectively comprise the Joint Ventures, and tenements previously owned by Goldfields Mining Group Pty Ltd will be incorporated into the Zuleika Gold Project.

Zuleika Gold continued its systematic and methodical exploration of its 220km² flagship Zuleika Project that sits within the prolific gold rich Kundana - Ora Banda district of the Kalgoorlie Goldfield (Figures 1 & 2). The Project is positioned along significant regional structures within highly prospective stratigraphy which has been the host to more than 20 million ounces of gold production over the last 30 years. Transported cover overlies much of the area, that has limited the effectiveness of previous exploration and hence potential remains for significant discoveries.

Extensive soil sampling programmes completed during 2022 and 2023 have produced a number of significant gold targets both at the Zuleika, Menzies and Goongarrie projects (Figures 2 & 3). Field validation is being undertaken and drilling and heritage approvals are now either in place or pending. Drilling is planned to commence in the second half of 2024.

The Company's exploration strategy is to effectively test drill targets defined through the combination of new and highly sensitive soil geochemical surveys, along with existing geological and geophysical data. Following the extensive geochemical surveys, a full targeting review commenced during the quarter to assess the results and prioritise targets for drill testing. Zuleika Gold continues to assess new projects as opportunities present.



ZULEIKA GOLD

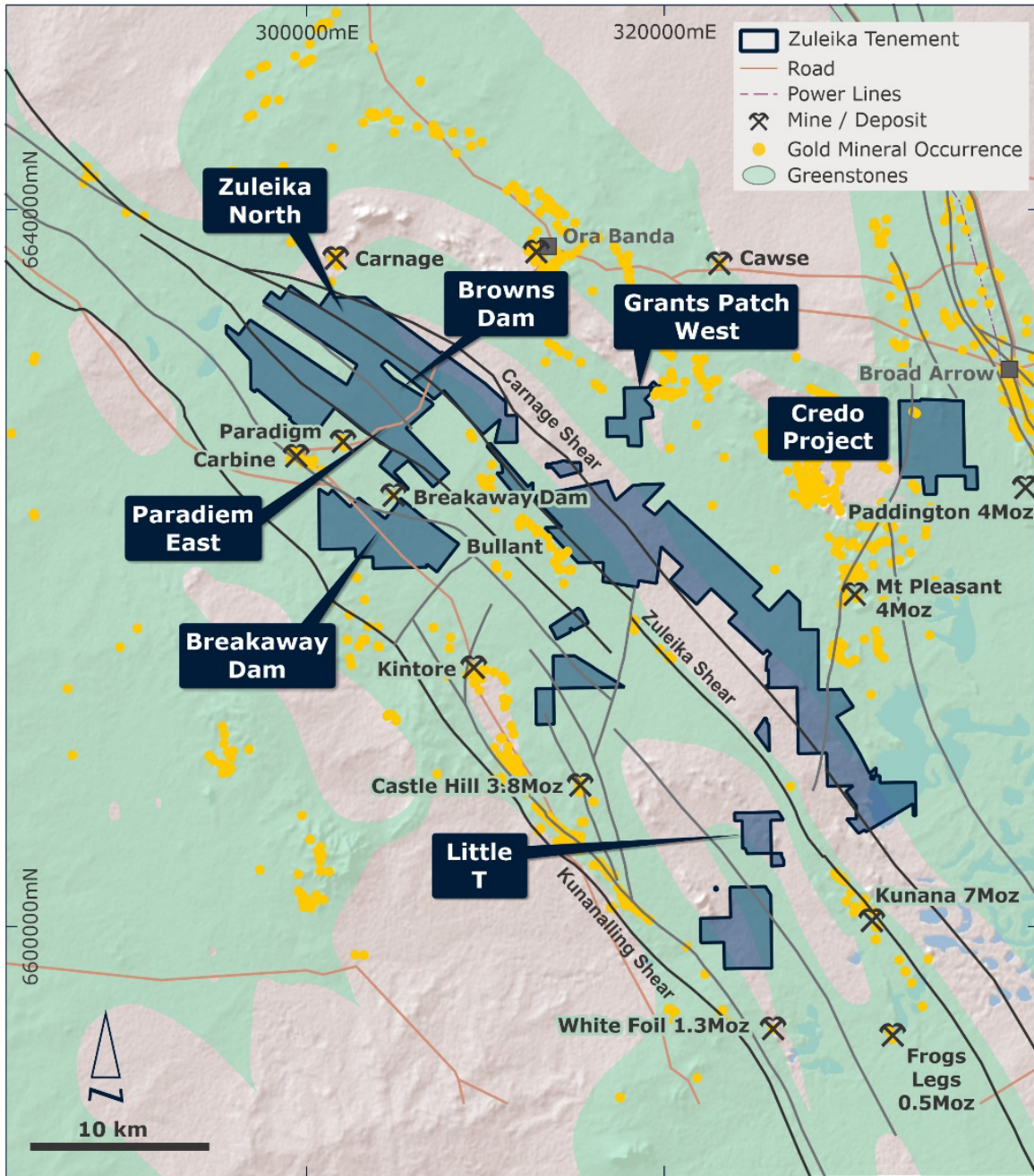


Figure 2 – Location of the Zuleika and Credo Prospects along major gold fertile shear zones



ZULEIKA GOLD

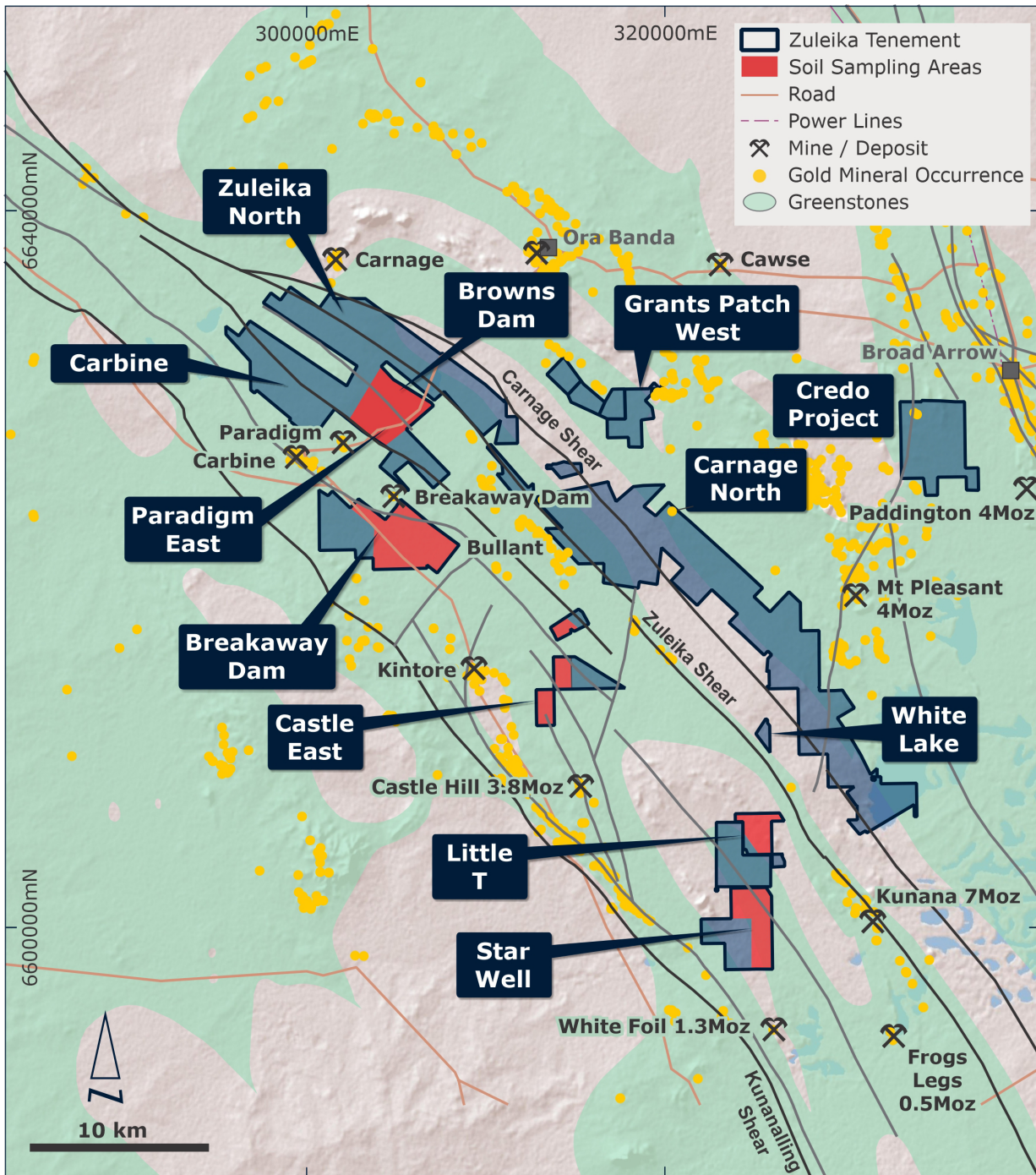


Figure 3– Zuleika Project with Prospects and recent soil sampling coverage.

ZULEIKA PROJECT

No field activities were completed during the quarter. Following highly prospective anomalies being defined from soil programs completed during 2022 and 2023, a full targeting review continued during the quarter to assess the results and prioritise targets for drill testing. Drilling approvals are in place, or pending, with drilling now planned to commence during the second half of 2024.

CREDO PROJECT

No field work completed.

Discussions with mining contractors and mining studies are on-going to determine options for exploiting the high-grade resource defined at Credo Well reported as a JORC compliant Mineral Resource estimate (see ASX Ann. June 28, 2020 – First Drill Program at Credo Delivers JORC Compliant Mineral Resources) of an Inferred Mineral Resource of 87kt @ 4.41g/t for 12.3koz of contained gold.

MENZIES

No field activities were completed during the quarter.

Following a significant gold anomaly being defined from soil programs completed during 2022 and 2023, further review continued during the quarter to assess the results and prioritise the target for drill testing. Drilling approvals are pending, with drilling now planned to commence during the second half of 2024.

GOONGARRIE

No field activities were completed during the quarter.

The Goongarrie Project tenements (E29/1051 and E29/1010) are located ~90km north of Kalgoorlie and 20km west of the Goldfields Highway. Access is via the highway and well-made secondary roads and station tracks. The tenements cover over 230 km² of the northern section of the Wongi Hills Greenstone Belt, which extends 50 km north northwest from the mining centre at Siberia. Zuleika Gold is earning an 80% interest in both tenements from separate parties.

Following soil programs completed during 2022 and 2023, further review continued during the quarter to assess the results and prioritise targets for drill testing. Drilling approvals are pending, with drilling now planned to commence during the second half of 2024.

Background on Zuleika Gold and its key projects

Zuleika Gold is a Western Australian focused gold explorer with a large and highly prospective tenement holding in the Kalgoorlie to Menzies region of the Eastern Goldfields. Zuleika Gold has four exploration projects and equity in the K2 deposit:

1. **Zuleika Project** – large landholding immediately northwest of Kalgoorlie in an area richly endowed with gold mineralisation (e.g., near Kundana) and well structurally prepared, yet ineffectually explored owing to recent transported cover. Geological interpretation and highly sensitive soil geochemistry followed by drilling are the main tools to identify new prospects.
2. **Credo Project** – north of Kalgoorlie and close to the Paddington operation. Several drill phases resulted in a JORC compliant Mineral Resource estimate at Credo being released in June 2020 of an Inferred Mineral Resource of 87kt @ 4.41g/t for 12.3koz of contained gold. More recent drilling indicates the resource could increase in size and separate zones, representing repetitions along the mineralised corridor, are being evaluated. The potential for toll treated at nearby plants is being assessed.
3. **Goongarrie Project** – large landholding covering a major greenstone belt (20km long) with a favourable structural setting around 90km north of Kalgoorlie. Soil geochemistry supports the potential for gold and nickel mineralisation and no drilling has been recorded on the tenements. Further geochemical and geophysical targeting is planned followed by drilling in 2024.

Background on Zuleika Gold and its key projects (continued)

4. **Menzies Project** – large tenement holding immediately west of the major gold producing centre at Menzies considered to have significant potential to host high grade Menzies style lode mineralisation and possibly granite hosted stockworks. Geochemical soil sampling has been completed with drilling planned in 2024.
5. **K2 Project** – Zuleika Gold has a beneficial interest of 4.1% of the K2 Project that is located 35km north of the Plutonic Mine in WA. Originally Zuleika Gold had the right to earn 50% of the project through a binding agreement but following the vendor repudiating the farm-in process a legal action saw the Supreme Court of WA finding in Zuleika Gold's favour. Further legal action is planned in which Zuleika Gold intends to claim significant damages for breach of contract.

Zuleika Gold aims to identify and prove up mineral resources through the diligent application of shareholder funds with an aim of becoming a gold producer in the medium term. Zuleika Gold is focused on successful and efficient gold exploration.

CORPORATE

Zuleika Gold's Litigation concerning the K2 Project

Zuleika Gold is actively seeking damages, costs and an order requiring the transfer of Zuleika Gold's beneficial interest earned pursuant to the K2 Project Farm-in-Joint Venture Binding Term Sheet against Vango Mining Limited (ASX:VAN) (**Vango**) and its wholly owned subsidiary Dampier (Plutonic) Pty Ltd (DPPL) (ASX: Ann. 16/5/2017). In the 2022 court decision, Zuleika Gold was confirmed as having a 4.1% beneficial interest in the mining lease, and any contiguous tenements which cover adjacent, on-strike or down-dip extensions of the K2 orebody or mineralised zones. The process for transferring to Zuleika the 4.1% interest in M52/183, including the K2 project, is well advanced.

In 2023, Vango was taken over and is now a wholly owned subsidiary of gold miner Catalyst Metals Ltd (**Catalyst**), (ASX:CYL). Catalyst subsequently consolidated the mineral field following the completion of an arrangement with Canadian listed Superior Gold Inc and hence Catalyst acquired the Plutonic Mining operation. Legal advice has confirmed that Catalyst's takeover of Vango does not affect Zuleika Gold's entitlement to recover costs from Vango and DPPL or Zuleika Gold's claim for damages.

Following the verdict from the stage 1 legal proceedings announced in 2022, that overwhelmingly found in Zuleika Gold's favour, Zuleika Gold attended the appeal hearing on 6 November 2023. The verdict for the appeal is expected to be released in the second quarter of 2024. The next stage of litigation has commenced to determine the quantum of costs and subsequently the damages payable by Vango and DPPL to Zuleika Gold.

The process for Zuleika Gold obtaining costs from Vango and DPPL (as a result of the Honourable Justice Smith delivering her judgment in respect of the Costs Application in favour of Zuleika Gold) was settled during the quarter. Following a negotiation between the parties' solicitors, Vango and DPPL agreed to pay \$950,000 to Zuleika in full and final satisfaction of the Costs Orders, an excellent outcome for Zuleika (See ASX release 5 March - Litigation update - Vango to pay \$950,000).

Zuleika Gold has continued discussions with Catalyst in an attempt to resolve the litigation. Zuleika Gold hopes for a positive outcome from the discussions, but if not forthcoming will continue its legal action as vigorously and as quickly as possible. Zuleika has sought discovery from Vango and DPPL to enable it to quantify its damages claim, which it expects to advance in the second half of 2024.



Board and Corporate Changes

On 20 March 2024, Mr Alexander J Neuling was appointed as Company Secretary, following the resignation of Mr Michael Higginson.

On 16 April Michael Higginson resigned as a Director of the Company. On the same date, Mr Alan Willis, experienced mining and mechanical engineer, was appointed as a Non-Executive Director.

Payments to Related Parties

During the March 2024 quarter, a total of \$106k was paid to related parties of the Company as follows:

- \$29k for director's fees, including superannuation
- \$77k for the provision of technical services

Listing Rule 5.3.1

Zuleika Gold advises that in accordance with ASX Listing Rule 5.3.1, the Company spent \$253k on exploration and evaluation activities during the March 2024 quarter and \$170k on acquisition costs. The Company's exploration focus for the quarter was completing the acquisition of the outstanding interest in the Zuleika and Credo tenements with the additional costs related to technical consulting and recurring holding costs for the existing projects.

Authorised for release by the Board.

Annie Guo
Executive Chair

JORC Compliance Statement

This announcement contains references to Exploration Results and Mineral Resource Estimates, which have been extracted from previous ASX announcements as referenced. For full details of Exploration Results and Mineral Resource Estimates in this release that have been previously announced, refer to those announcements. The Company confirms that it is not aware of any new information or data that materially affects the information included in the said announcements, and in the case of estimates of Mineral Resources, that all material assumptions and technical parameters underpinning the estimates in the relevant market announcements continue to apply and have not materially changed.

TENEMENT HOLDING

Project	Tenement	Status	Ownership/Change in Quarter
Zuleika Project	P16/2943	Live	100%
Zuleika Project	P16/2944	Live	100%
Zuleika Project	P16/2945	Live	100%
Zuleika Project	P16/2946	Live	100%
Zuleika Project	P16/2947	Live	100%
Zuleika Project	P16/2948	Live	100%
Zuleika Project	P16/2949	Live	100%
Zuleika Project	P16/2950	Live	100%
Zuleika Project	P16/2951	Live	100%
Zuleika Project	P16/2952	Live	100%
Zuleika Project	P16/2953	Live	100%
Zuleika Project	P16/2960	Live	100%
Zuleika Project	P16/2964	Live	100%
Zuleika Project	P16/2965	Live	100%
Zuleika Project	P16/2966	Live	100%
Zuleika Project	P16/2967	Live	100%
Zuleika Project	P16/3024	Live	100%
Zuleika Project	P16/3025	Live	100%
Zuleika Project	P16/3026	Live	100%
Zuleika Project	P16/3161	Live	100%
Zuleika Project	P16/3162	Live	100%
Zuleika Project	P16/3174	Live	100%
Zuleika Project	P16/3175	Live	100%
Zuleika Project	P16/3176	Live	100%
Zuleika Project	P16/3177	Live	100%
Zuleika Project	P16/3178	Live	100%
Zuleika Project	P16/3210	Live	100%
Zuleika Project	P24/5078	Live	100%
Zuleika Project	P24/5079	Live	100%
Zuleika Project	P24/5080	Live	100%
Zuleika Project	P24/5081	Live	100%
Zuleika Project	P24/5332	Live	100%
Zuleika Project	E24/190	Live	100%
Zuleika Project	P16/3251	Live	100%
Zuleika Project	P16/3252	Live	100%
Zuleika Project	P16/3253	Live	100%
Zuleika Project	P16/3254	Live	100%
Zuleika Project	P16/3255	Live	100%
Zuleika Project	P16/3260	Live	100%
Zuleika Project	P16/3267	Live	100%
Zuleika Project	P24/5391	Live	100%
Zuleika Project	P24/5392	Live	100%
Zuleika Project	P24/5393	Live	100%
Zuleika Project	P24/5394	Live	100%
Zuleika Project	P24/5395	Live	100%
Zuleika Project	P24/5401	Live	100%
Zuleika Project	P24/5402	Live	100%
Zuleika Project	P24/5405	Live	100%
Zuleika Project	P24/5406	Live	100%
Zuleika Project	P24/5407	Live	100%
Zuleika Project	P24/5409	Live	100%
Zuleika Project	P24/5410	Live	100%
Zuleika Project	P24/5411	Live	100%
Zuleika Project	P24/5412	Live	100%
Zuleika Project	P24/5413	Live	100%
Zuleika Project	P24/5414	Live	100%
Zuleika Project	P24/5423	Live	100%
Zuleika Project	P24/5424	Live	100%
Zuleika Project	P24/5425	Live	100%

Project	Tenement	Status	Ownership/Change in Quarter
Zuleika Project	P24/5426	Live	100%
Zuleika Project	P24/5427	Live	100%
Zuleika Project	P24/5428	Live	100%
Zuleika Project	P24/5429	Live	100%
Zuleika Project	P24/5430	Live	100%
Zuleika Project	P24/5431	Live	100%
Zuleika Project	P24/5432	Live	100%
Zuleika Project	P24/5433	Live	100%
Zuleika Project	M16/229	Live	100%
Zuleika Project	M16/491	Live	100%
Zuleika Project	P16/3271	Live	100%
Zuleika Project	P16/3272	Live	100%
Zuleika Project	P16/3294	Live	100%
Zuleika Project	P16/3295	Live	100%
Zuleika Project	P16/3296	Live	100%
Zuleika Project	P24/5438	Live	100%
Zuleika Project	P24/5444	Live	100%
Zuleika Project	P24/5445	Live	100%
Zuleika Project	E16/574	Live	100%
Zuleika Project	E16/635	Pending	
Zuleika Project	P16/3223	Live	100%
Zuleika Project	P16/3224	Live	100%
Zuleika Project	P16/3225	Live	100%
Zuleika Project	P16/3226	Live	100%
Zuleika Project	P16/3227	Live	100%
Zuleika Project	P16/3228	Live	100%
Zuleika Project	P16/3229	Live	100%
Zuleika Project	P16/3236	Live	100%
Zuleika Project	P16/3237	Live	100%
Zuleika Project	P16/3238	Live	100%
Zuleika Project	P16/3268	Live	100%
Zuleika Project	P16/3269	Live	100%
Zuleika Project	P16/3270	Live	100%
Zuleika Project	P16/3274	Live	100%
Zuleika Project	P16/3275	Live	100%
Zuleika Project	P24/5434	Live	100%
Zuleika Project	P24/5465	Live	100%
Zuleika Project	P24/5466	Live	100%
Zuleika Project	P24/5467	Live	100%
Zuleika Project	P24/5510	Live	100%
Zuleika Project	P24/5511	Live	100%
Zuleika Project	P24/5512	Live	100%
Zuleika Project	P24/4827	Expired	n/a
Zuleika Project	P24/4828	Expired	n/a
Zuleika Project	P24/4932	Expired	n/a
Credo Project	M24/975	Pending	
Credo Project	P24/4418	Live	100%
Credo Project	P24/4419	Live	100%
Credo Project	P24/4420	Live	100%
Credo Project	P24/4421	Live	100%
Credo Project	P24/4422	Live	100%
Credo Project	P24/4423	Live	100%
Credo Project	P24/4424	Live	100%
Credo Project	P24/4425	Live	100%
Credo Project	P24/4426	Live	100%
Credo Project	P24/4427	Live	100%
Credo Project	P24/4428	Live	100%
Credo Project	P24/4429	Live	100%
Credo Project	P24/4468	Live	100%
Credo Project	P24/4679	Live	100%

Project	Tenement	Status	Ownership/Change in Quarter
Credo Project	P24/4749	Live	100%
Goongarrie	E29/1010	Live	Earning 80%
Goongarrie	E29/1051	Live	Earning 80%
Menzies	M29/417	Live	100% Gold Rights
Menzies	M29/418	Live	100% Gold Rights
Menzies	P29/2573	Live	100%
Menzies	P29/2574	Live	100%
Menzies	P29/2575	Live	100%
Menzies	P29/2576	Live	100%

Appendix 5B

Mining exploration entity or oil and gas exploration entity quarterly cash flow report

Name of entity

Zuleika Gold Limited

ABN

43 141 703 399

Quarter ended ("current quarter")

31 March 2024

Consolidated statement of cash flows	Current quarter \$A'000	Year to date (9 months) \$A'000
1. Cash flows from operating activities		
1.1 Receipts from customers	-	-
1.2 Payments for		
(a) exploration & evaluation (if expensed)	-	-
(b) development	-	-
(c) production	-	-
(d) staff costs	(60)	(232)
(e) administration and corporate costs	(157)	(618)
1.3 Dividends received (see note 3)	-	-
1.4 Interest received	9	17
1.5 Interest and other costs of finance paid	-	(7)
1.6 Income taxes paid	-	-
1.7 Government grants and tax incentives	-	-
1.8 Other (provide details if material) – Legal cost reimbursement	950	950
1.9 Net cash from / (used in) operating activities	742	110
2. Cash flows from investing activities		
2.1 Payments to acquire:		
(a) entities	-	-
(b) tenements	(170)	(170)
(c) property, plant and equipment	-	-
(d) exploration & evaluation (if capitalised)	(253)	(820)
(e) investments	-	-
(f) other non-current assets	-	-
2.2 Proceeds from the disposal of:		
(a) entities	-	-
(b) tenements	-	-

Consolidated statement of cash flows		Current quarter \$A'000	Year to date (9 months) \$A'000
	(c) property, plant and equipment	-	-
	(d) investments	-	-
	(e) other non-current assets	-	-
2.3	Cash flows from loans to other entities	-	-
2.4	Dividends received (see note 3)	-	-
2.5	Other (provide details if material)	-	-
2.6	Net cash from / (used in) investing activities	(423)	(990)
3.	Cash flows from financing activities		
3.1	Proceeds from issues of equity securities (excluding convertible debt securities)	-	3,000
3.2	Proceeds from issue of convertible debt securities	-	-
3.3	Proceeds from exercise of options	-	-
3.4	Transaction costs related to issues of equity securities or convertible debt securities	-	-
3.5	Proceeds from borrowings	-	500
3.6	Repayment of borrowings	-	(500)
3.7	Transaction costs related to loans and borrowings	-	-
3.8	Dividends paid	-	-
3.9	Other (provide details if material) – Lease liability	-	-
3.10	Net cash from / (used in) financing activities	-	3,000
4.	Net increase / (decrease) in cash and cash equivalents for the period		
4.1	Cash and cash equivalents at beginning of period	2,624	823
4.2	Net cash from / (used in) operating activities (item 1.9 above)	742	110
4.3	Net cash from / (used in) investing activities (item 2.6 above)	(423)	(990)
4.4	Net cash from / (used in) financing activities (item 3.10 above)	-	3,000
4.5	Effect of movement in exchange rates on cash held	-	-
4.6	Cash and cash equivalents at end of period	2,943	2,943

5. Reconciliation of cash and cash equivalents at the end of the quarter (as shown in the consolidated statement of cash flows) to the related items in the accounts	Current quarter \$A'000	Previous quarter \$A'000
5.1 Bank balances	443	424
5.2 Call deposits	2,500	2,200
5.3 Bank overdrafts		
5.4 Other (provide details)		
5.5 Cash and cash equivalents at end of quarter (should equal item 4.6 above)	2,943	2,624

6. Payments to related parties of the entity and their associates

- 6.1 Aggregate amount of payments to related parties and their associates included in item 1
- 6.2 Aggregate amount of payments to related parties and their associates included in item 2

**Current quarter
\$A'000**

53

53

Note: if any amounts are shown in items 6.1 or 6.2, your quarterly activity report must include a description of, and an explanation for, such payments

7. Financing facilities

Note: the term "facility" includes all forms of financing arrangements available to the entity.

Add notes as necessary for an understanding of the sources of finance available to the entity.

- 7.1 Loan facilities
- 7.2 Credit standby arrangements
- 7.3 Other (please specify)
- 7.4 **Total financing facilities**

**Total facility
amount at quarter
end
\$A'000**

**Amount drawn at
quarter end
\$A'000**

700

-

-

-

-

-

700

-

7.5 Unused financing facilities available at quarter end

700

- 7.6 Include in the box below a description of each facility above, including the lender, interest rate, maturity date and whether it is secured or unsecured. If any additional financing facilities have been entered into or are proposed to be entered into after quarter end, include a note providing details of those facilities as well.

As approved by shareholders on 11 December 2020, a \$700,000 loan facility provided by Auracle Group Pty Ltd (a company related to H Guo) to be used by the Company to fund costs associated with the litigation against Vango Mining Limited.

8.	Estimated cash available for future operating activities	\$A'000
8.1	Net cash from / (used in) operating activities (Item 1.9)	742
8.2	Capitalised exploration & evaluation (Item 2.1(d))	(253)
8.3	Total relevant outgoings (Item 8.1 + Item 8.2)	489
8.4	Cash and cash equivalents at quarter end (Item 4.6)	2,943
8.5	Unused finance facilities available at quarter end (Item 7.5)	700
8.6	Total available funding (Item 8.4 + Item 8.5)	3,643
8.7	Estimated quarters of funding available (Item 8.6 divided by Item 8.3)	7.44

8.8 If Item 8.7 is less than 2 quarters, please provide answers to the following questions:

1. Does the entity expect that it will continue to have the current level of net operating cash flows for the time being and, if not, why not?

Answer: N/A

2. Has the entity taken any steps, or does it propose to take any steps, to raise further cash to fund its operations and, if so, what are those steps and how likely does it believe that they will be successful?

Answer: N/A.

3. Does the entity expect to be able to continue its operations and to meet its business objectives and, if so, on what basis?

Answer: N/A.

Compliance statement

- This statement has been prepared in accordance with accounting standards and policies which comply with Listing Rule 19.11A.
- This statement gives a true and fair view of the matters disclosed.

30 April 2024

Date:

Authorised by the board

Authorised by:
(Name of body or officer authorising release – see note 4)

Notes

- This quarterly cash flow report and the accompanying activity report provide a basis for informing the market about the entity's activities for the past quarter, how they have been financed and the effect this has had on its cash position. An entity that wishes to disclose additional information over and above the minimum required under the Listing Rules is encouraged to do so.
- If this quarterly cash flow report has been prepared in accordance with Australian Accounting Standards, the definitions in, and provisions of, *AASB 6: Exploration for and Evaluation of Mineral Resources* and *AASB 107: Statement of Cash Flows* apply to this report. If this quarterly cash flow report has been prepared in accordance with other accounting standards agreed by ASX pursuant to Listing Rule 19.11A, the corresponding equivalent standards apply to this report.
- Dividends received may be classified either as cash flows from operating activities or cash flows from investing activities, depending on the accounting policy of the entity.
- If this report has been authorised for release to the market by your board of directors, you can insert here: "By the board". If it has been authorised for release to the market by a committee of your board of directors, you can insert here: "By the [name of board committee – eg Audit and Risk Committee]". If it has been authorised for release to the market by a disclosure committee, you can insert here: "By the Disclosure Committee".

5. If this report has been authorised for release to the market by your board of directors and you wish to hold yourself out as complying with recommendation 4.2 of the ASX Corporate Governance Council's *Corporate Governance Principles and Recommendations*, the board should have received a declaration from its CEO and CFO that, in their opinion, the financial records of the entity have been properly maintained, that this report complies with the appropriate accounting standards and gives a true and fair view of the cash flows of the entity, and that their opinion has been formed on the basis of a sound system of risk management and internal control which is operating effectively.