

30 April 2024

ASX ANNOUNCEMENT

March 2024 Quarterly Report

Rumble Resources Ltd (**ASX: RTR**) ("**Rumble**" or "**the Company**") is pleased to provide an update with respect to the Company's activities during the March 2024 quarter, focusing on advancing the emerging world class Earaaheedy Zinc-Lead-Silver Project. Highlights include:

Earaaheedy Zn-Pb-Ag-Cu Project, Western Australia

Mato Prospect RC Drilling (100% RTR)

- Further significant high-grade Zn-Pb sulphide mineralisation intersected in RC drilling up-dip and along strike of the exciting new Mato Prospect discovery at Earaaheedy.
- The latest drilling highlights a potential 3km x 3km area of high grade Zn-Pb mineralisation at Mato, which is highly prospective and likely to lead to additional resource expansion at the Earaaheedy Project. Latest significant intersections include:
 - **12m @ 6.07% Zn + Pb** from 146m (EHRC776)
Including **8m @ 8.71% Zn + Pb** from 148m
 - **19m @ 4.23% Zn + Pb** from 119m (EHRC778)
Including **12m @ 5.28% Zn + Pb** from 119m
 - **13m @ 3.31% Zn + Pb** from 145m (EHRC783)
Including **6m @ 6.95% Zn + Pb** from 145m

Western Queen – Au Project, Mt Magnet, Western Australian

- The last reported drill program at Western Queen South intersected multiple, high-grade intervals in drill hole WQRC188 including:
 - **5m @ 38.76 g/t Au** from 193m,
 - **3m @ 5.68 g/t Au** from 210m; and
 - **17m @ 5.70 g/t Au** from 221m.
- The Western Queen gold deposits are associated with a major orogenic shear zone similar to Spartan Resources Never Never Lode below the Gibley's open cut (40 km south of Western Queen).
- Drilling planned to test down dip/plunge of a series of open, high-grade gold lodes at the Western Queen Gold Project
-

Wardawarra – Li-Cs-Ta, Ni-Cu-Co Project, Mt Magnet, Western Australian

- A field reconnaissance and rock-chip sampling program was completed during the Quarter to assist in understanding the lithium fertility of the Wardawarra Project.
- This exploration work has confirmed a significantly large and highly fractionated lithium-caesium-tantalum (LCT) fertile system exists at Wardawarra.
- Pegmatites contain significant zonation fractionation and are greater than 15m thick in outcrop with surface exposures of several hundreds of metres across strike, suggesting that the pegmatites may have substantial true thicknesses.
- Rock-chip sampling at the Lithium Creek Prospect returned assays of up to **3.62% Li₂O** and **433ppm Ta₂O₅**.
- Rock-chip sampling at the Dunn's Prospect returned high-grade assays including **4.95% Li₂O**, **4.91% Li₂O**, **4.84% Li₂O** and **4.72% Li₂O**.
- A detailed mapping and geochemical sampling program has been planned to vector the best fertility zones within the Western and Eastern Pegmatite prospect areas, to assist with immediate drill hole targeting.



Rumble Resources Ltd

Level 1, 16 Ord Street,
West Perth, WA 6005

T +61 8 6555 3980

F +61 8 6555 3981

rumbleresources.com.au

ASX RTR

Executives & Management

Mr Peter Harold
Managing Director & CEO

Mr Peter Venn
Technical Director

Mr Matthew Banks
Non-executive Director

Mr Michael Smith
Non-executive Director

Mr Geoff Jones
Non-executive Director

Mr Brett Keillor
Technical Consultant

Mr Steven Wood
Joint Company Secretary

Trevor Hart
Joint Company Secretary

1. EXPLORATION AND DEVELOPMENT ACTIVITIES

1.1 Earaaheedy Zn-Pb-Ag Project, Wiluna, Western Australia

The emerging, world class Earaaheedy Zn-Pb-Ag Project is located 110km northeast of Wiluna, Western Australia. The Project includes granted tenement (E69/3464), which forms the Rumble Resources Ltd 75% / Zenith Minerals Ltd (ASX: ZNC) 25% Joint Venture ("JV") and E69/3787, E69/3862, E69/4124 and ELA69/4149 which are 100% owned by Rumble (see Figure 1).

In addition to the above tenements, Rumble has now acquired (100% RTR) four granted exploration licences that lie north and northwest of the existing tenure (refer to ASX release 24th October 2023). These tenements comprise of E69/3815, E69/3842, E69/3889 and E52/3879.

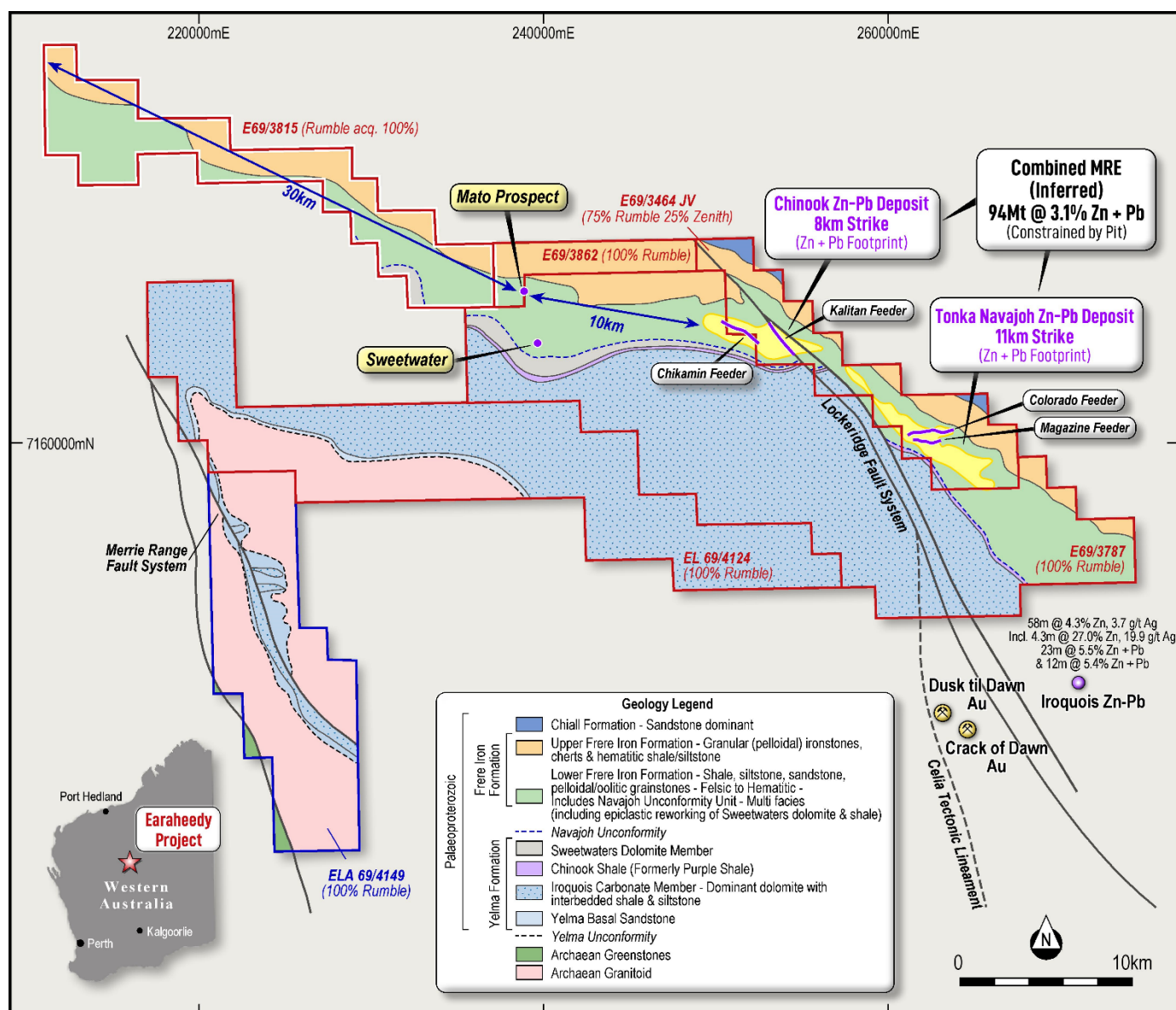


Figure 1 - Earaaheedy Project – Location of Chinook, Tonka-Navajoh Deposits, and Mato Prospect over interpretative solid geology.

Mato Prospect RC drilling – E69/3787 and E69/3862 (100% RTR)

During the Quarter, the Company released the assays for broad spaced extensional RC drilling at the Mato Prospect, within 100% RTR tenements – E69/3787 and E69/3862. The drilling has confirmed further significant high-grade Zn-Pb sulphide mineralisation has been intersected in RC drilling up-dip and along strike at the Mato Prospect discovery.

The latest drilling at Mato highlights a potential 3km x 3km area of high-grade Zn-Pb mineralisation (see Figures 2 & 3), which is highly prospective and likely to lead to additional mineral resource expansion. Drill hole assays returned include best intercepts of **12m @ 6.07% Zn + Pb** from 146m in EHRC776, with a higher-grade zone of **8m @ 8.71% Zn + Pb** from 148m, **19m @ 4.23% Zn + Pb** from 119m in EHRC778, with a higher-grade zone of **12m @ 5.28% Zn + Pb** from 119m and **13m @ 3.31% Zn + Pb** from 145m in EHRC783, with a higher-grade zone of **6m @ 6.95% Zn + Pb** from 145m.

The assay results received during the Quarter highlight that the Mato discovery has the hallmarks of a large mineralising system and provides further support to Earraheedy developing into a world class base metal camp. Heritage clearance has been granted that will allow future extensional drilling throughout the outlined 3km x 3km Mato target area. Geological interpretation is ongoing to maximise upcoming drilling campaigns, which will be focused on intersecting the higher-grade mineralising trends within the Mato system.

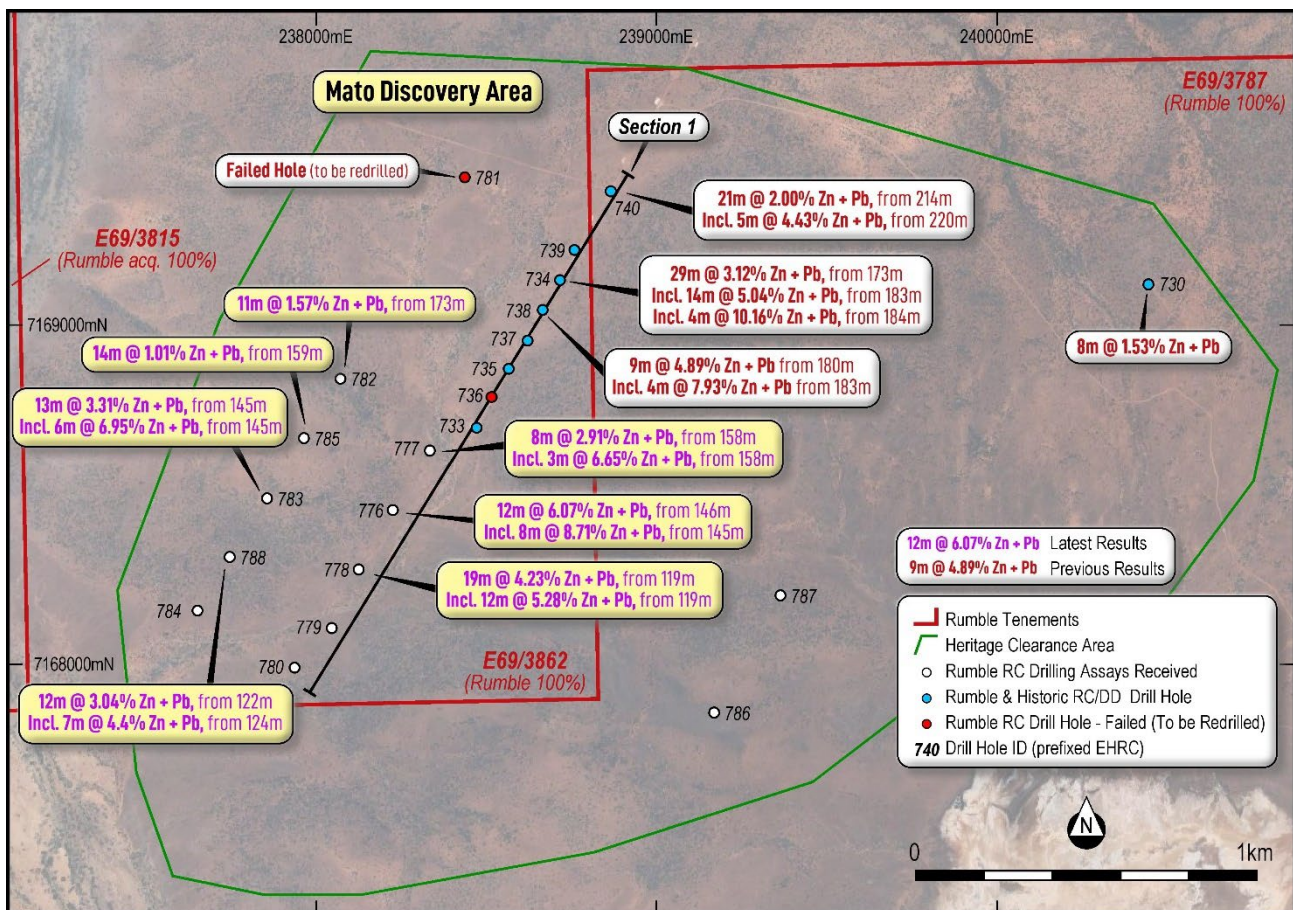


Figure 2 - Mato Prospect discovery area and location of Section 1 – RC drill hole locations and assay results.

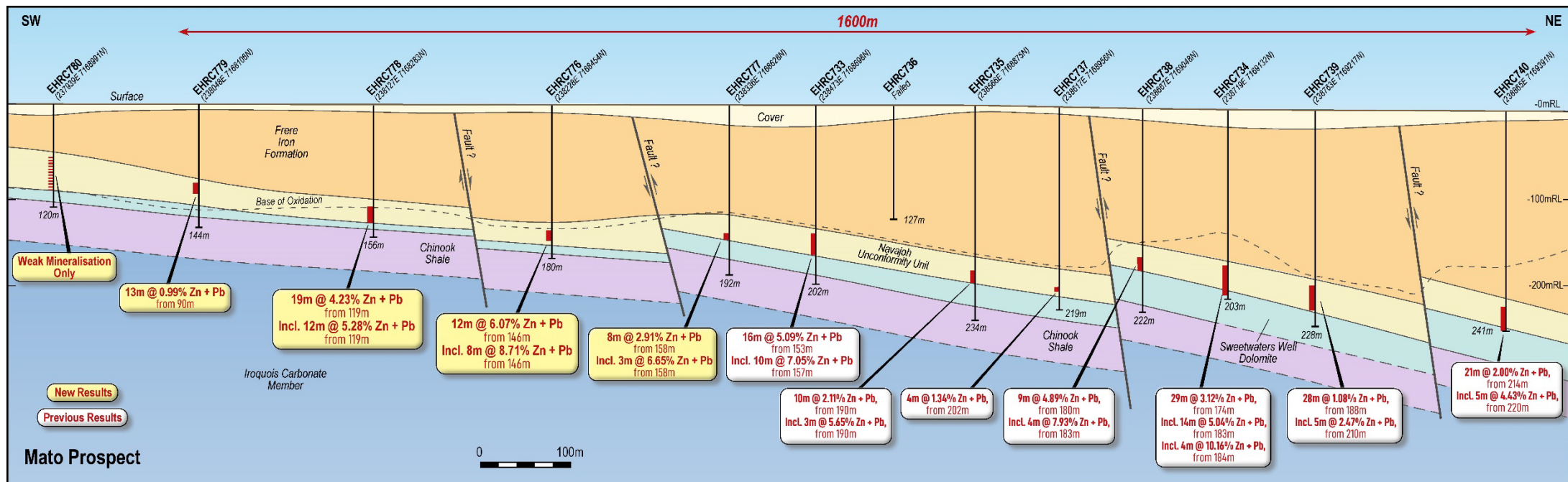


Figure 3 - Mato Prospect – Section 1 – Drill hole assays results and interpreted geology and structure. Note: see Figure 2 for section 1 location

Chinook metallurgical test work- E69/3787 (100% RTR) and E69/3464 (75% RTR/ 25% ZNC)

During the quarter, the Company commenced metallurgical test work on material from the Chinook Deposit at the Earraheedy Project. The material was obtained from a drilling program that included 10 diamond holes from the Chinook Deposit (see Figure 4), which provided 2,300kg of representative metallurgical core sample.

Results from the metallurgical test work program are expected late in the June quarter. The program includes:

- pilot beneficiation trials (including dense media separation [DMS] and sensor ore sorting) that will assess the potential to upgrade the significant volumes of lower grade Zn-Pb mineralisation highlighted within the pit constrained MRE;
- early comminution test work; and
- further detailed mineralogy and flotation optimisation testing, for future planned scoping level studies.

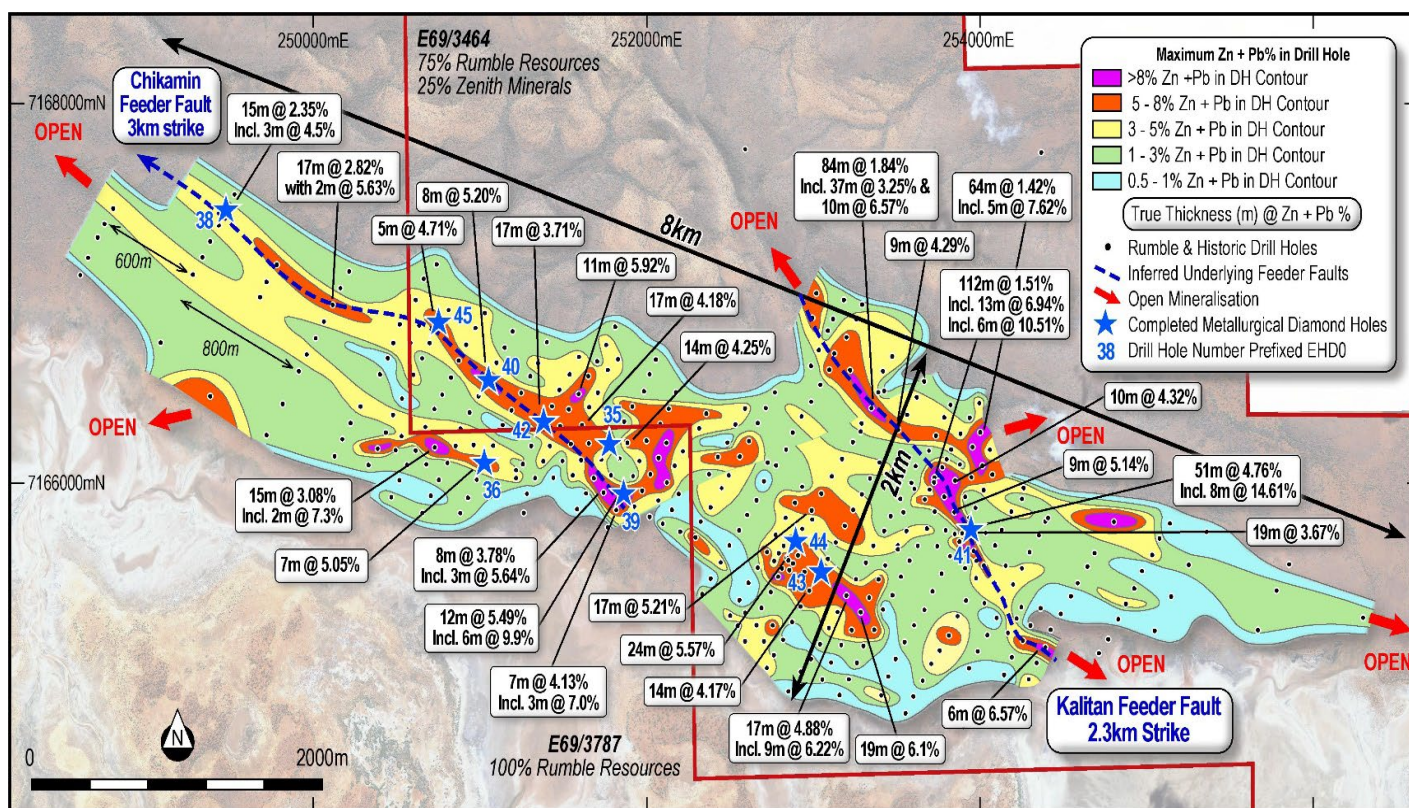


Figure 4 - Chinook - Metallurgical diamond Drill Hole Locations

Next Steps at the Earacheedy Project

- **Metallurgical studies**

- Variability and composite samples provided by diamond drilling have now been collected to confirm the simple and conventional flowsheet, and further improve the flotation performance. Additionally, value adding beneficiation work has now commenced on the representative core from across the Chinook Deposit. Sightholder comminution results will also be reported.

- **Discovery and Resource drilling**

- RC drilling aimed at defining the limits of the emerging world class Zn-Pb-Ag base metal system within the Navajo Unconformity Unit, with a focus on discovering new high-grade zones (cf. Kalitan, Chikamin, Colorado and Magazine Feeder Faults) within the currently outlined mineralised footprints in E69/3464, and along the 12km Sweetwater Trend (i.e. Mato Prospect) that occur within the 100% RTR E69/3787 and E69/3862 tenements.

- **Scoping studies**

- Work will commence on initial supporting scoping studies for the Earacheedy Project following flotation optimisation and beneficiation testing, which will review some of the possible future development scenarios/options.

1.2 Other Projects, Western Australia

Western Queen – Au Project, Mt Magnet, Western Australian

During the Quarter, the Company completed a review of the Western Queen Gold Project assessing opportunities to expand the mineral resources and potentially emulate the success of Spartan Resources' Never Never lode discovery, located only 40km south of Western Queen. The last reported drilling at Western Queen was in early 2021, when the price of gold was roughly A\$2700/oz, and intersected multiple, high-grade gold intervals in drill hole WQRC188 including **5m @ 38.76 g/t Au** from 193m, **3m @ 5.68 g/t Au** from 210m; and **17m @ 5.70 g/t Au** from 221m (see Figure 5). The Western Queen gold mineralisation is completely open along-strike and down-plunge of the existing mineral resource .

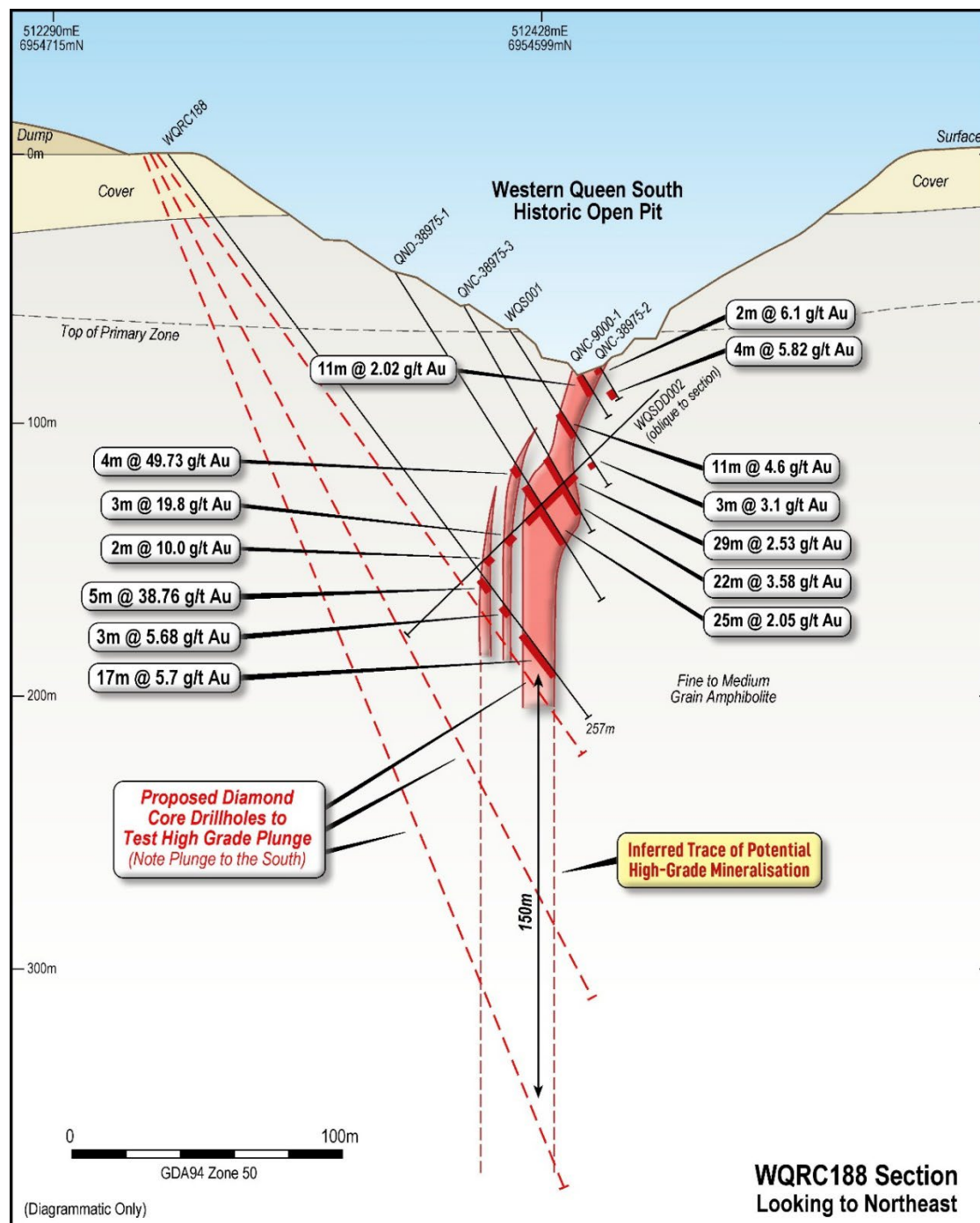


Figure 5. Western Queen South Deposit - WQRC188 Composite Section – Drill Hole Results and Proposed Drilling

During the June quarter, the Company plans to initially complete a 3-hole diamond drilling programme targeting the down dip/plunge of the open, high-grade gold lodes at Western Queen South (see Figure 5). Initially the Company will focus on the high-grade south plunging “core” zone of the Western Queen South deposit, which has previously been drilled to a maximum vertical depth of only 250m.

The planning of the proposed drill programme at the Western Queen Gold Project has referenced Spartan Resources highly successful drilling programmes at their Never Never deposit that led to the discovery and maiden resource estimate. Spartan’s work and interpretations have highlighted the potential for down-plunge continuity of the high-grade zones currently delineated at the Western Queen Central and Western Queen South gold deposits. The Never Never Lode is part of the Dalgara Gold Project and is located 40km south of the Western Queen Gold Project and lies within the Archaean Dalgara Greenstone belt which is contiguous with the Archaean Wardawarra Greenstone belt (host to the Western Queen Gold Project). The resource defined by Spartan for Never Never currently stands at 952,900oz @ 5.74 g/t Au (December 2023).

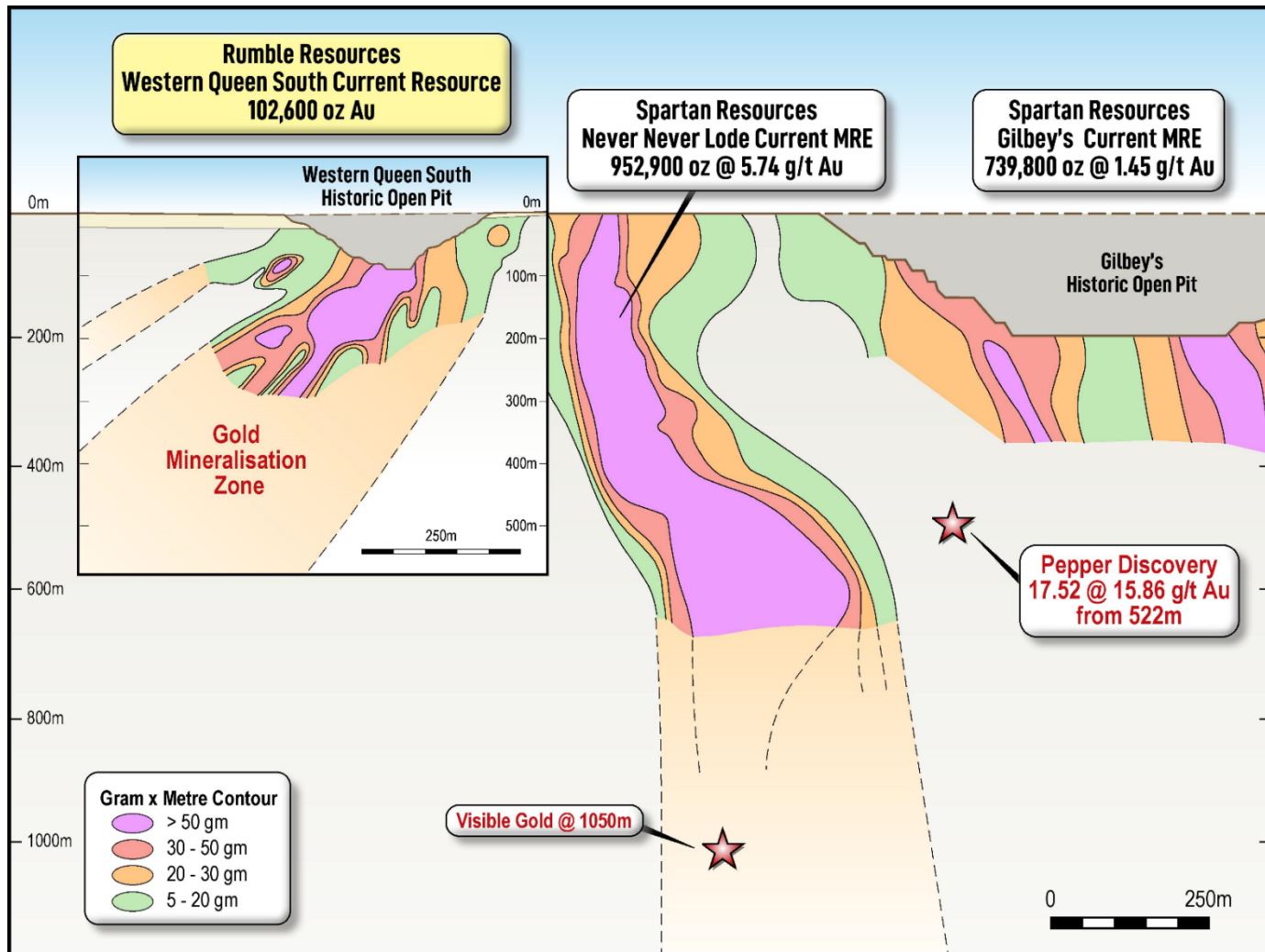


Figure 6 – Western Queen South Deposit – Never Never Lode Gram Metre Comparison

The comparison between the Western Queen South deposit and the Never Never Lode (same scale) has been presented in Figure 6. With Figure 6, the same grams x metre contouring has been applied to both deposits which emphasises the down-plunge potential for the Western Queen South Deposit.

Gold mineralisation at the Western Queen Gold Project has already been defined over approximately 2.7km and is associated with a large-scale structural flexure (jog feature) within the regionally extensive auriferous Western Queen Shear Zone (WQSZ).

Whilst the Western Queen mineral resource currently stands at 2.1Mt @ 2.42 g/t Au for 163,200oz, the historic open pit and underground production from the Western Queen Central and Western Queen South deposits was 880,000t @ 7.6g/t Au for 215,000 oz gold.

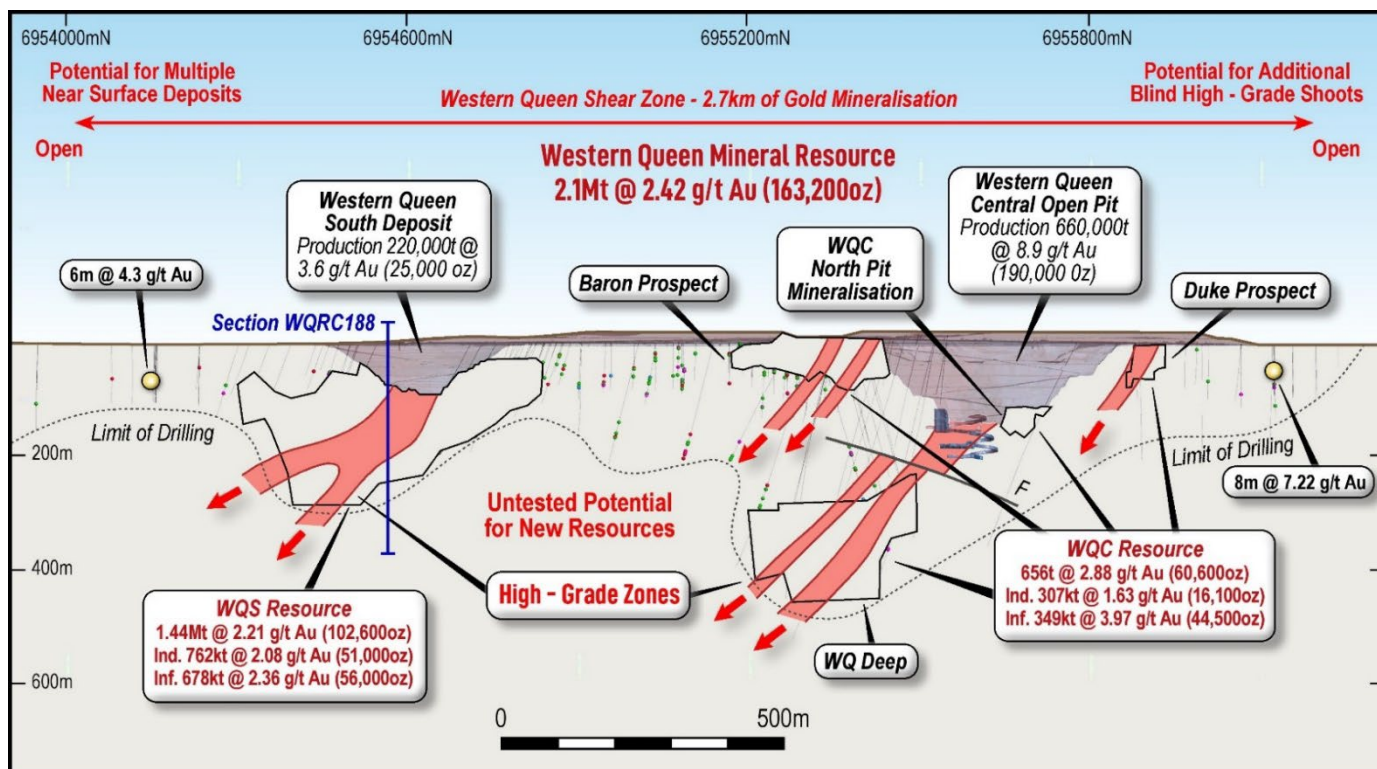


Figure 7 – Western Queen Gold Deposit Longitudinal Section – Highlighting Previous Production, Resources and Potential New Resource Areas

Review of Rumble's' previous exploration work highlights strong continuity down-plunge from both the Western Queen Central and Western Queen South deposits. High-grade gold zones have developed as moderate south plunging systems within the main WQSZ. Figure 7 highlights the multiple sets of south plunging zones in longitudinal section with the Duke and Baron prospects open at surface and unmined. Of significance is the poorly tested zone between the Western Queen Central and Western Queen South deposits along with the down-plunge positions that remain completely untested.

Wardawarra – Li-Cs-Ta, Ni-Cu-Co, Au Project, Mt Magnet, Western Australian

During the Quarter, the Company completed a field reconnaissance and rock-chip sampling program to assist in understanding the lithium fertility of the Wardawarra Project (see Figure 8). Exploration has confirmed a significantly large and highly fractionated lithium-caesium-tantalum (LCT) fertile system exists at the Project which warrants an expanded exploration program. The initial exploration program will include detailed geological mapping and surface geochemical sampling of the Western Pegmatite Zone, including the Lithium Creek Prospect and over the Eastern Pegmatite Swarm, including the Dunn's Prospect.

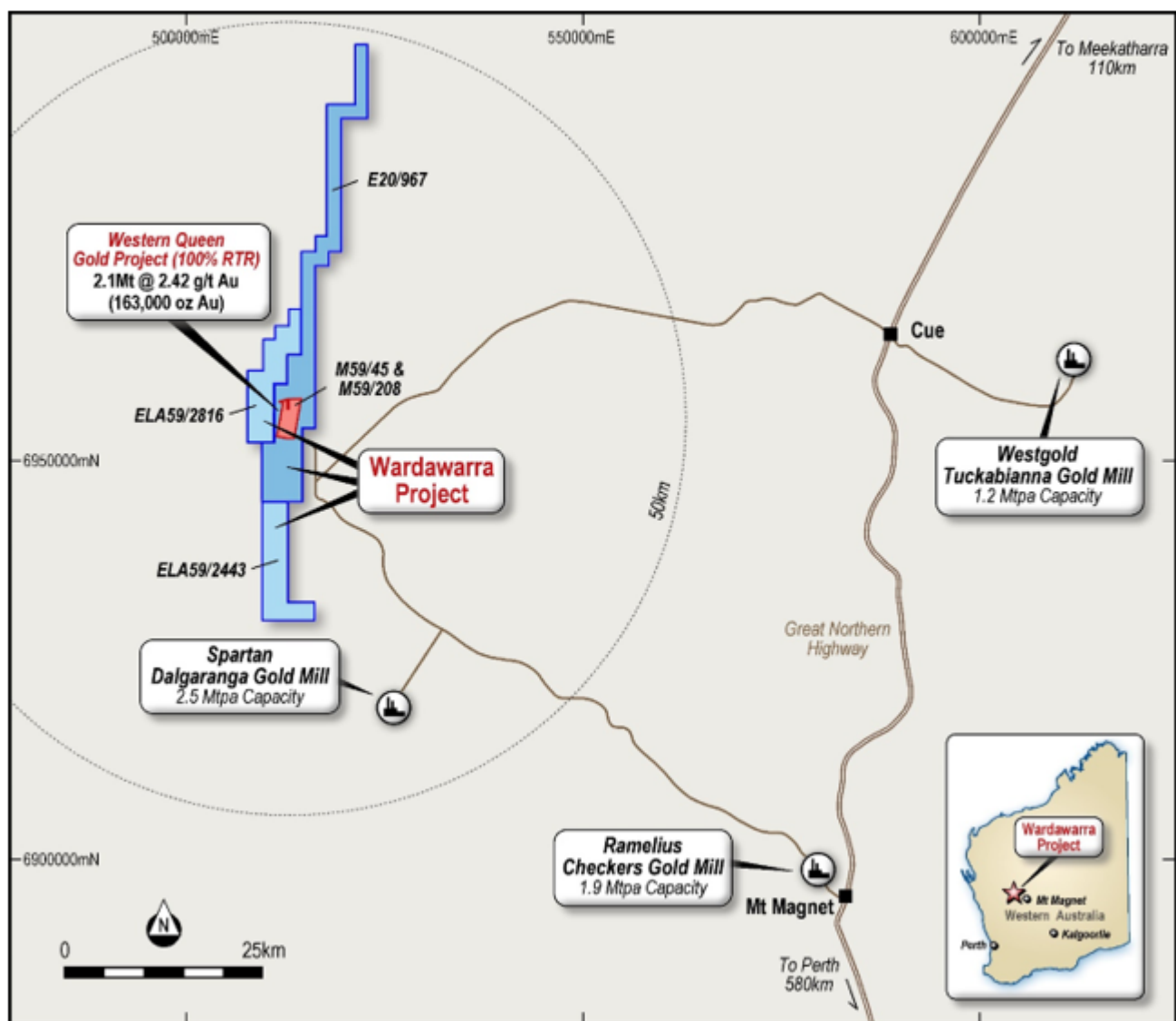


Figure 8 - Wardawarra Project surrounds Western Queen Gold mining licences – Tenement Location Plan

At the Western Pegmatite Zone exploration has highlighted a prospective 6km long trend (see Figure 9) containing multiple, large pegmatites along the granite – ultramafic contact. Pegmatites trend towards the northwest and are greater than 15m thick in outcrop with surface exposures of several hundreds of metres across strike, suggesting that the pegmatites may have substantial true thicknesses. Multiple pegmatites appear to have undergone significant zonation fractionation and many have fractionated quartz cores. Rock chip sampling has returned high-grade assays of up to **3.62% Li_2O** and **433ppm Ta_2O_5** .

At the Eastern Pegmatite Swarm and Dunn's Prospect Exploration (see Figure 9) has confirmed that a 12km long swarm of pegmatite dykes are lithium-cesium-tantalum (LCT) fertile with a 3km zone of high fertility (ie. K/Rb ratios less than 20). Dunns Prospect is located in the southern portion of the zone of highest fertility. Rock chip sampling at Dunns has returned high-grade assays including **4.95% Li_2O** , **4.91% Li_2O** , **4.84% Li_2O** and **4.72% Li_2O** .

Additionally, the Fence Prospect and the LCT fertile pegmatite field was previously held by **Pancontinental Mining Limited**, who in 1983 ranked it in their top 5 lithium– tantalum prospects with a portfolio of projects that included Pilgangoora, Wodgina, Tabba Tabba and Yinnetharra. Historic shallow alluvial mining has occurred for tantalite/columbite, **with lithium potential untested by drilling**.

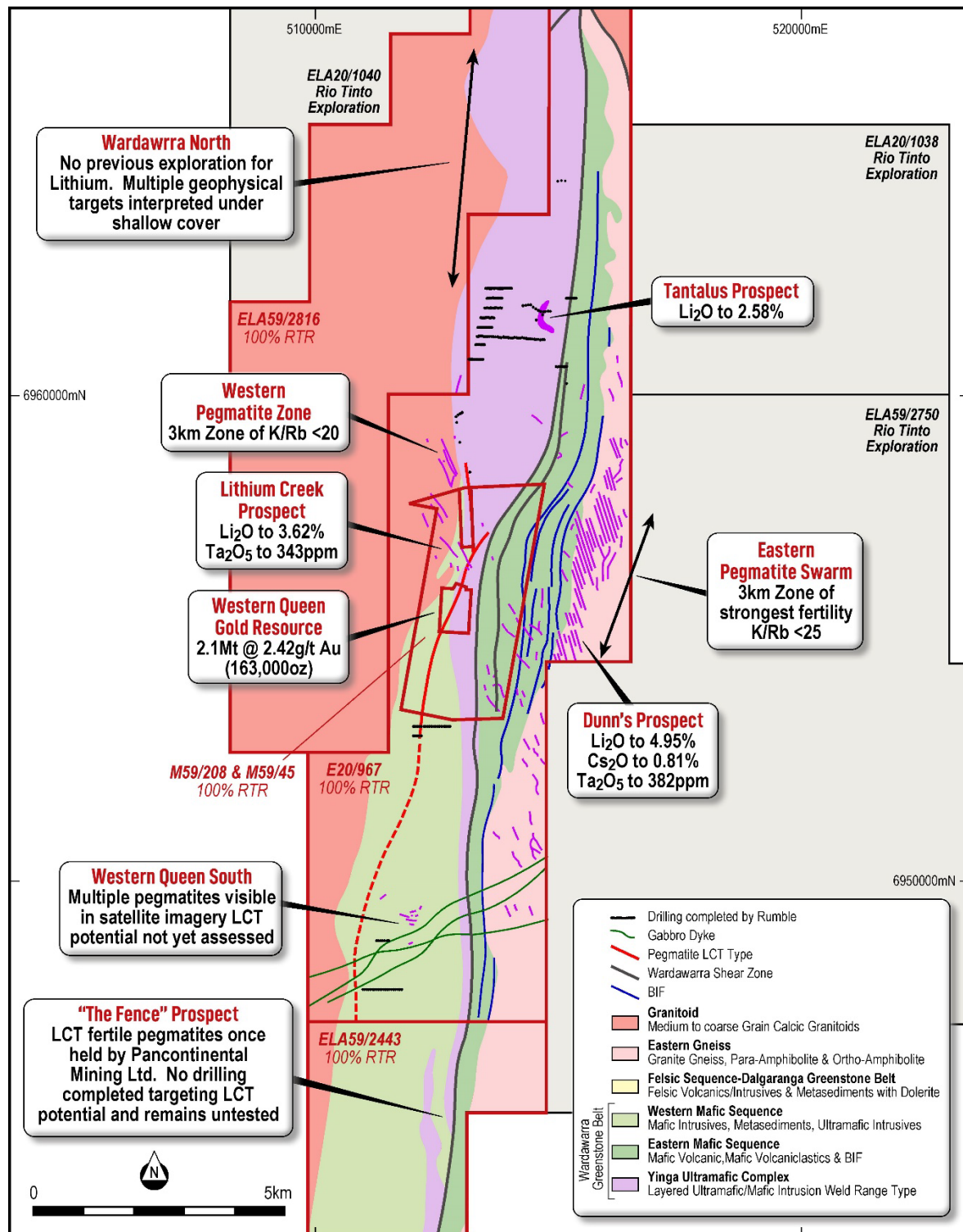


Figure 9 - Wardawarra Project Lithium focused exploration overview.

Braeside Base Metal Project, East Pilbara, Western Australia

During the Quarter, the Company received the final assay results for the eleven hole slimline RC and three hole diamond drill programme completed at the Braeside Project in Q4 2023. The programme was designed to target high grade Pb Zn Ag Au mineralisation below coherent soil anomalies and gossans at the Barkers Well Prospect where high grade shoots within pipe-like bodies have been delineated by earlier drilling campaigns. Geological interpretation of the results in context with the previous drilling at Braeside is ongoing, and the Company plans to announce these results during the June quarter.

Lamil Gold-Copper JV Project, Paterson Province, Western Australia

No significant exploration activities occurred during the Quarter.

Warroo Base Metal Project, East Pilbara, Western Australia

No significant exploration activities occurred during the Quarter.

Fraser Range Gold Project, Fraser Range, Western Australia

No significant exploration activities occurred during the Quarter.

2. CORPORATE

2.1 Appointment of highly experienced mining executive as Managing Director and CEO

On the 12 February 2024 the Company announced Peter Harold has commenced as Managing Director and Chief Executive Officer (MD and CEO). Peter will oversee Rumble's next critical growth phase as it continues to expand and enhance the emerging Tier 1 Earaheedy Zn-Pb-Ag Project and the Company's other highly prospective exploration projects in Western Australia.

On the 13 March 2024, the Company issued 2,291,047 Rumble ordinary shares as consideration for the completion of the acquisition of Exploration Licences s E69/3815, E69/3842, E69/3889 and E52/3879, as announced on the 24 October 2024.

2.2 Cash and Investments

As at 31 March 2024, Rumble held \$1.2 million in cash, with and \$220k in ASX: AIC listed shares.

2.3 Appendix 5B – Quarterly Cashflow

The Appendix 5B – Statement of Consolidated Cash Flows is provided in a separate report. Information as disclosed in the Cash Flow Report, with Exploration and Evaluation during the quarter totalling A\$1.6 million.

Cash outflows for the March 2024 Quarter totalled \$2.5 million across exploration activity (65%), staff costs (26%), administration and corporate costs (9%).

Cash inflows for the March 2024 Quarter totalled \$24k consisting of proceeds from interest received (100%).

2.4 Appendix 5B – Payments to related parties and their associates

Payments to related parties and their associates totalled \$163k for the Quarter, consisting of Technical Management, Executive and Non-Executive Director fees and salaries, geological consulting, and superannuation payments.

2.5 Tenement Holdings

In accordance with ASX Listing Rule 5.3.3, please refer to Appendix 1 for a listing of all tenement holdings.

Authorised for release on behalf of the Company by Peter Harold, Managing Director and CEO of the Company.

For further information, please visit www.rumblersources.com.au to view our latest corporate presentation.

Follow our communications:

LinkedIn: <https://www.linkedin.com/company/rumble-resources-ltd>

Twitter: <https://twitter.com/RumbleResources>

About Rumble Resources Ltd

Rumble Resources Limited is an Australian based ASX Listed exploration company that is firmly focussed on rapidly advancing the major Zn-Pb-Ag discovery at the Earraheedy Project in Western Australia. Since its discovery in April 2021 broad spaced drilling has rapidly uncovered an emerging world class scale base metal system, with interpretative geology and drilling continuing to make new discoveries and highlight multiple large-scale deposit targets.

The Company also has a significant pipeline of advanced exploration base metal, lithium and gold projects located in Tier 1 regions of Western Australia.

Rumble's board and management team has a successful track record in making discoveries and project development

Competent Persons Statement

The information in this report that relates to Exploration Results at the Earraheedy, and other Rumble Projects is based on and fairly represents information compiled by Mr Luke Timmermans, who is a Member of the Australian Institute of Geoscientists. Mr Timmermans is a full-time employee of Rumble Resources Limited. Mr Timmermans has sufficient experience relevant to the style of mineralisation and type of deposit under consideration and to the activity which he is undertaking to qualify as a Competent Person as defined in the 2012 Edition of the "Australasian Code for Reporting of Exploration Results, Mineral Resources and Ore Reserves". Mr Timmermans consents to the inclusion in the report of the matters based on his information in the form and context in which it appears.

The information in this announcement that relates to Mineral Resources in relation to the Earraheedy Project is based on and fairly represents information compiled under the supervision of Mr Mark Carder who is a Member of the Australian Institute of Geoscientists (AIG) and has sufficient experience which is relevant to the style of mineralisation and type of deposit under consideration and to the activity to which he is undertaking to qualify as a competent person as defined in the 2012 edition of the "Australasian Code for Reporting of Exploration Results, Mineral Resources and Ore Reserves". The Company confirms that it is not aware of any new information or data that materially affects the Mineral Resource information included in the Announcements.

The Information in this announcement that relates to prior Exploration Results for the Earraheedy Project is extracted from the following ASX announcements:

- 30th April 2024 - Wardawarra Project - Exploration Update
- 29th April 2024 - Drilling to test high-grade Gold Zones at Western Queen
- 21st February 2024 Mato Discovery Continues to Grow
- 9th January 2024 – Metallurgical Diamond Drilling Completed Successfully
- 14th November 2023 – Diamond drilling commences at Earraheedy Project
- 31st October 2023 – Mato Discovery confirmed with further high-grade Zn-Pb
- 24th October 2023 – Acquisition Increase Further Zn – Pb Potential
- 5th October 2023 – High Grade Zinc-Lead intersected at the Mato Prospect
- 17th July 2023 - Zinc Lead Mineralisation Discovered in Drilling
- 1st June 2023 - High impact drilling commences at the Earraheedy Project
- 3rd May 2023 - Heritage Clearance Received for Navajoh Southeast Trend
- 19th April 2023 - Maiden Mineral Resource - Earraheedy (Zn-Pb-Ag) Joint Venture
- 14th March 2023 - Chinook Zn-Pb Prospect expands to 8km strike.
- 16th February 2023 - Multiple New High-Grade Feeder Targets Defined
- 5th December 2022 - Drilling Results from Lamil Gold-Copper Project
- 17th November 2022 - Exceptional Metallurgical Results at Earraheedy Project
- 3rd November 2022- High Grade System Discovery Chinook inc. 3.37% Cu 4450g/t Ag

The Company confirms that it is not aware of any new information or data that materially affects the Exploration Results information included in the Announcements. The Company confirms that the form and context in which the Competent Person's findings are presented have not been materially modified from the Announcements. The Company confirms that it is not aware of any information or data that materially affects the information included in the relevant market announcement and all material assumptions and technical parameters underpinning the estimates in the original announcement in respect of the Earraheedy MRE continue to apply and have not materially changed.

Appendix 1

In accordance with Listing Rule 5.3.3, Rumble provides the following information in relation to its mining tenements.

1. The mining tenements held at the end of the quarter and their location.

Project	Tenement Number	Status	Location	Beneficial Percentage Interest
Thunderstorm	E28/2528	Granted	Western Australia	30% Note 2
Thunderstorm	E28/2529	Granted	Western Australia	30% Note 2
Thunderstorm	E28/2595	Granted	Western Australia	30% Note 2
Thunderdome	E28/2366	Granted	Western Australia	30% Note 2
Thunderbolt	E28/2924	Granted	Western Australia	100%
Thunderbolt	E28/3062	Granted	Western Australia	100%
Thunderbolt	E28/3065	Granted	Western Australia	100%
Thunderbolt	E28/3240	Granted	Western Australia	100%
Thunderbolt	E28/3219	Granted	Western Australia	100%
Thunderbolt	E28/3220	Granted	Western Australia	100%
Thunderbolt	E28/3221	Granted	Western Australia	100%
Thunderbolt	E28/3352	Granted	Western Australia	100%
Thunderbolt	E69/4170	Granted	Western Australia	100%
Thunderbolt	E28/3313	Application	Western Australia	100%
Thunderbolt	E28/3384	Application	Western Australia	100%
Squall	E28/3155	Granted	Western Australia	100%
Braeside	E45/4873	Granted	Western Australia	100%
Braeside	E45/4874	Granted	Western Australia	100%
Braeside	E45/4368	Granted	Western Australia	100%
Braeside	E45/2032	Granted	Western Australia	100%
Warroo	E45/5366	Granted	Western Australia	100%
Warroo	E45/5689	Granted	Western Australia	100%
Warroo	E45/5860	Application	Western Australia	100%
Earaheedy	E69/4062	Application	Western Australia	100%
Earaheedy	E69/4063	Application	Western Australia	100%
Earaheedy	E69/4099	Application	Western Australia	100%
Earaheedy	E69/3464	Granted	Western Australia	75% Note 1
Earaheedy	E69/3787	Granted	Western Australia	100%

Project	Tenement Number	Status	Location	Beneficial Percentage Interest
Earaheedy	E69/3862	Granted	Western Australia	100%
Earaheedy	E69/4124	Granted	Western Australia	100%
Earaheedy	M69/0150	Application	Western Australia	75% Note 1
Earaheedy	L69/0058	Application	Western Australia	75% Note 1
Earaheedy	E69/4149	Application	Western Australia	100%
Earaheedy	E59/2816	Application	Western Australia	100%
Earaheedy	E69/4170	Application	Western Australia	100%
Munarra Gully	E51/1677	Granted	Western Australia	80% Note 3
Munarra Gully	E51/1919	Granted	Western Australia	100%
Munarra Gully	E51/1927	Granted	Western Australia	100%
Lamil	E45/5270	Granted	Western Australia	50% Note 4
Lamil	E45/5271	Granted	Western Australia	50% Note 4
Western Queen	M59/0045	Granted	Western Australia	100%
Western Queen	M59/0208	Granted	Western Australia	100%
Western Queen	L59/40	Granted	Western Australia	100%
Western Queen	E20/0967	Granted	Western Australia	100%
Western Queen	E59/2443	Application	Western Australia	100%
Yelina	E38/3919	Application	Western Australia	100%
Yelina	E38/3920	Application	Western Australia	100%
Yelina	E38/3921	Application	Western Australia	100%
Yelina	E38/3922	Application	Western Australia	100%

2. Mining tenements acquired during the quarter and their location:

Project	Tenement Number	Status	Location	Beneficial Percentage Interest
Thunderbolt	E28/3352	Granted	Western Australia	100%
Thunderbolt	E69/4170	Granted	Western Australia	100%

3. Mining tenements disposed of during the quarter and their location:

No tenements were disposed of during the quarter ending March 2024.

Rumble Joint Ventures - Notes

1. Earraheedy Project, Western Australia

E69/3464 75% RTR / 25% Zenith Minerals

M69/0150 75% RTR / 25% Zenith Minerals

L69/0058 75% RTR / 25% Zenith Minerals

2. Fraser Range Projects, Western Australia

E28/2528, E28/2529, E28/2595, E28/2366 - IGO 70% / RTR 30%

3. Munarra Gully, Western Australia

E51/1677 RTR 80% / 20% Marjorie Anne Molloy

4. Lamil Project, Western Australia

E45/5270, E45/5271 - RTR 50% / AIC Mines 50%

Appendix 5B

Mining exploration entity or oil and gas exploration entity quarterly cash flow report

Name of entity

Rumble Resources Limited

ABN

74 148 214 260

Quarter ended ("current quarter")

31 March 2024

Consolidated statement of cash flows		Current quarter \$A'000	Year to date (9 months) \$A'000
1.	Cash flows from operating activities		
1.1	Receipts from customers	-	-
1.2	Payments for		
	(a) exploration & evaluation	-	-
	(b) development	-	-
	(c) production	-	-
	(d) staff costs	(655)	(2,199)
	(e) administration and corporate costs	(239)	(1,092)
1.3	Dividends received (see note 3)	1	1
1.4	Interest received	24	82
1.5	Interest and other costs of finance paid	-	-
1.6	Income taxes paid	-	-
1.7	Government grants and tax incentives	-	200
1.8	Other (provide details if material)	-	-
1.9	Net cash from / (used in) operating activities	(869)	(3,008)

2.	Cash flows from investing activities		
2.1	Payments to acquire or for:		
	(a) entities	-	-
	(b) tenements	(5)	(83)
	(c) property, plant and equipment	(3)	(29)
	(d) exploration & evaluation	(1,613)	(7,949)
	(e) investments	-	-
	(f) other non-current assets	-	-

Consolidated statement of cash flows		Current quarter \$A'000	Year to date (9 months) \$A'000
2.2	Proceeds from the disposal of:		
	(a) entities	-	-
	(b) tenements	-	-
	(c) property, plant and equipment	-	-
	(d) investments	-	-
	(e) other non-current assets	-	-
2.3	Cash flows from loans to other entities	-	-
2.4	Dividends received (see note 3)	-	-
2.5	Other (provide details if material)	-	-
2.6	Net cash from / (used in) investing activities	(1,621)	(8,061)

3.	Cash flows from financing activities		
3.1	Proceeds from issues of equity securities (excluding convertible debt securities)	-	8,670
3.2	Proceeds from issue of convertible debt securities	-	-
3.3	Proceeds from exercise of options	-	-
3.4	Transaction costs related to issues of equity securities or convertible debt securities	(2)	(587)
3.5	Proceeds from borrowings	-	-
3.6	Repayment of borrowings	-	-
3.7	Transaction costs related to loans and borrowings	-	-
3.8	Dividends paid	-	-
3.9	Other (provide details if material)	-	-
3.10	Net cash from / (used in) financing activities	(2)	8,083

4.	Net increase / (decrease) in cash and cash equivalents for the period		
4.1	Cash and cash equivalents at beginning of period	3,685	4,179
4.2	Net cash from / (used in) operating activities (item 1.9 above)	(869)	(3,008)
4.3	Net cash from / (used in) investing activities (item 2.6 above)	(1,621)	(8,061)
4.4	Net cash from / (used in) financing activities (item 3.10 above)	(2)	8,083

Consolidated statement of cash flows		Current quarter \$A'000	Year to date (9 months) \$A'000
4.5	Effect of movement in exchange rates on cash held	-	-
4.6	Cash and cash equivalents at end of period	1,193	1,193

5.	Reconciliation of cash and cash equivalents at the end of the quarter (as shown in the consolidated statement of cash flows) to the related items in the accounts	Current quarter \$A'000	Previous quarter \$A'000
5.1	Bank balances	1,145	1,621
5.2	Call deposits	48	2,064
5.3	Bank overdrafts	-	-
5.4	Other (provide details)	-	-
5.5	Cash and cash equivalents at end of quarter (should equal item 4.6 above)	1,193	3,685

6.	Payments to related parties of the entity and their associates	Current quarter \$A'000
6.1	Aggregate amount of payments to related parties and their associates included in item 1	163
6.2	Aggregate amount of payments to related parties and their associates included in item 2	-

Note: if any amounts are shown in items 6.1 or 6.2, your quarterly activity report must include a description of, and an explanation for, such payments.

Mining exploration entity or oil and gas exploration entity quarterly cash flow report

7.	Financing facilities <i>Note: the term "facility" includes all forms of financing arrangements available to the entity.</i> <i>Add notes as necessary for an understanding of the sources of finance available to the entity.</i>	Total facility amount at quarter end \$A'000	Amount drawn at quarter end \$A'000
7.1	Loan facilities	-	-
7.2	Credit standby arrangements	-	-
7.3	Other (please specify)	-	-
7.4	Total financing facilities	-	-
7.5	Unused financing facilities available at quarter end		-
7.6	Include in the box below a description of each facility above, including the lender, interest rate, maturity date and whether it is secured or unsecured. If any additional financing facilities have been entered into or are proposed to be entered into after quarter end, include a note providing details of those facilities as well.		
	N/A		

8.	Estimated cash available for future operating activities	\$A'000
8.1	Net cash from / (used in) operating activities (item 1.9)	(869)
8.2	(Payments for exploration & evaluation classified as investing activities) (item 2.1(d))	(1,621)
8.3	Total relevant outgoings (item 8.1 + item 8.2)	(2,490)
8.4	Cash and cash equivalents at quarter end (item 4.6)	1,193
8.5	Unused finance facilities available at quarter end (item 7.5)	-
8.6	Total available funding (item 8.4 + item 8.5)	1,193
8.7	Estimated quarters of funding available (item 8.6 divided by item 8.3)	0.48
	<i>Note: if the entity has reported positive relevant outgoings (ie a net cash inflow) in item 8.3, answer item 8.7 as "N/A". Otherwise, a figure for the estimated quarters of funding available must be included in item 8.7.</i>	
8.8	If item 8.7 is less than 2 quarters, please provide answers to the following questions:	
8.8.1	Does the entity expect that it will continue to have the current level of net operating cash flows for the time being and, if not, why not?	
	Answer: No, The Company has completed drilling campaigns and field exploration at Earahedy and the level of cashflows from exploration activities is not expected to be as high in the coming quarters.	
8.8.2	Has the entity taken any steps, or does it propose to take any steps, to raise further cash to fund its operations and, if so, what are those steps and how likely does it believe that they will be successful?	
	Answer Yes, The Company has demobilised all drill rigs and the exploration camp at site. Site expenditure on exploration is expected to be significantly reduced as the Company assesses all results and moves the work streams to metallurgical and scoping studies. The Company will continue to monitor capital markets for future funding opportunities.	

Mining exploration entity or oil and gas exploration entity quarterly cash flow report

8.8.3 Does the entity expect to be able to continue its operations and to meet its business objectives and, if so, on what basis?

Answer: Yes, as per the responses at 8.8.1 and 8.8.2, the Company expects to be able to continue its operations and meet its business

Note: where item 8.7 is less than 2 quarters, all of questions 8.8.1, 8.8.2 and 8.8.3 above must be answered.

Compliance statement

- 1 This statement has been prepared in accordance with accounting standards and policies which comply with Listing Rule 19.11A.
- 2 This statement gives a true and fair view of the matters disclosed.

30 April 2024

Date:

The Board

Authorised by:
(Name of body or officer authorising release – see note 4)

Notes

1. This quarterly cash flow report and the accompanying activity report provide a basis for informing the market about the entity's activities for the past quarter, how they have been financed and the effect this has had on its cash position. An entity that wishes to disclose additional information over and above the minimum required under the Listing Rules is encouraged to do so.
2. If this quarterly cash flow report has been prepared in accordance with Australian Accounting Standards, the definitions in, and provisions of, *AASB 6: Exploration for and Evaluation of Mineral Resources* and *AASB 107: Statement of Cash Flows* apply to this report. If this quarterly cash flow report has been prepared in accordance with other accounting standards agreed by ASX pursuant to Listing Rule 19.11A, the corresponding equivalent standards apply to this report.
3. Dividends received may be classified either as cash flows from operating activities or cash flows from investing activities, depending on the accounting policy of the entity.
4. If this report has been authorised for release to the market by your board of directors, you can insert here: "By the board". If it has been authorised for release to the market by a committee of your board of directors, you can insert here: "By the [name of board committee – eg Audit and Risk Committee]". If it has been authorised for release to the market by a disclosure committee, you can insert here: "By the Disclosure Committee".
5. If this report has been authorised for release to the market by your board of directors and you wish to hold yourself out as complying with recommendation 4.2 of the ASX Corporate Governance Council's *Corporate Governance Principles and Recommendations*, the board should have received a declaration from its CEO and CFO that, in their opinion, the financial records of the entity have been properly maintained, that this report complies with the appropriate accounting standards and gives a true and fair view of the cash flows of the entity, and that their opinion has been formed on the basis of a sound system of risk management and internal control which is operating effectively.