

26 July 2024

Quarterly Report for the period ending 30 June 2024

Aurum Resources Limited (Aurum or the Company) (ASX: AUE) provides the following summary and Appendix 5B for the Quarter ended 30 June 2024.

HIGHLIGHTS

- Aurum's planned 45,000m diamond drilling program for CY2024 continued during the quarter, with results reported from BD Targets 1 and 2. Results from BDT1 included:
 - **59m @ 1.42 g/t Au** from 68m inc. **13m @ 3.92 g/t Au** (DSDD0010)
 - **23m @ 1.36 g/t Au** from 293m inc. **5m @ 3.32 g/t Au** &
 - **43m @ 0.96 g/t Au** from 321m inc. **7m @ 1.73 g/t Au** (DSDD0049)
 - **9m @ 2.32 g/t Au** from 109m inc. **1m @ 16.82 g/t Au** &
 - **90m @ 1.16 g/t Au** from 143m inc. **51m @ 1.04 g/t Au** and **35m @ 1.47 g/t Au** (DSDD0050)
 - **12.22m @ 14.56 g/t Au** from 275m inc. **1m @ 163.42 g/t Au** (DSDD0051)
 - **69m @ 1.05 g/t Au** from 195m inc. **12m @ 2.28 g/t Au** (DSDD0060A)
 - **10m @ 1.97 g/t Au** from 131m inc. **2m @ 7.37 g/t Au** (DSDD0057)
- Diamond drilling has now hit multiple +50 gold gram metre¹ intercepts over 300m strike at BDT1
- Results from BDT2 included:
 - **74m @ 1.00 g/t Au** from 167m inc. **1m @ 24.73 g/t Au** &
 - 6m @ 3.31 g/t Au** from 99m & **8m @ 1.51 g/t Au** from 71m (DSDD0044)
 - **33m @ 0.84 g/t Au** from 146m inc. **1m @ 9.95 g/t Au** (DSDD0046)
 - **1m @ 10.01 g/t Au** from 71m (DSDD0024)
- Aurum-owned fleet expanding to **six diamond drill rigs** with drilling capacity at **~10,000m per month** in August 2024
- Aurum is targeting an initial **Mineral Resource Estimate for Boundiali in late CY2024**
- Boundiali preliminary metallurgical test work delivers **gold recoveries up to 99%** from oxide ore and more than 93% for samples grading 0.25g/t Au or higher²
- Aurum plans additional metallurgical to establish and optimise processing flowsheets
- Côte d'Ivoire's Minister for the Ministry of Mine, Petroleum and Energy approved Aurum's 80% ownership of the BD exploration permit.

¹ Gold gram metres (or gram-metres) is a metric that can be used to assess the overall value of a gold prospect by multiplying the thickness of the gold-bearing zone (in metres) with the average gold grade (in grams per tonne)

² ASX Announcement 22 July 2024

CORPORATE

- Aurum received firm commitments for a \$17M Share Placement in two tranches, with first tranche completed; additional Share Purchase Plan raised \$744,100³ with flexibility to place shortfall subject to approval from shareholders' meeting to be held on 6 August 2024
- Aurum announced a strategic partnership agreement to earn up to a 70% interest in exploration tenement PR283, to be renamed Boundiali North (BN)
- Aurum appointed Mark Strizek as Executive Director to guide exploration and development of the Company's Boundiali Gold Project in Côte d'Ivoire, West Africa
- Aurum appointed Yao N'Kanza (Fred) as Country Manager to expedite project and business development initiatives in Côte d'Ivoire, while progressing field exploration at Boundiali.
- Aurum successfully completed 3,500m diamond drilling at a gold project site owned by Turaco Gold Limited ("Turaco") and to the satisfaction of Turaco for the purchase by Plusor Global Pty Ltd for a 35% shareholding in DS Resources Joint Venture Company Sarl which owns 100% interest in the BD exploration permit (TCG, ASX, 7/11/2023).
- Aurum had cash available \$10.8 million in bank at the end of June 2024 with \$9.46 million to be received from Tranche 2 of the \$17M capital raise subject to approval from shareholders' meeting to be held on 6 August 2024.

Next steps

- Aurum is accelerating its exploration drilling at the Boundiali Gold Project and expects to have six wholly owned diamond drill rigs operational by the end of August
- During the next quarter diamond drilling at BD will focus on scout and step back diamond drilling and at the BM tenement follow up drilling is planned to follow up previous drilling as well as test new targets
- Aurum is targeting drilling more than 45,000 metres of diamond core in CY2024 using its own diamond drill rigs at the Boundiali Gold Project
- Aurum is working towards defining an initial JORC Resource by the end of the year.
- The company is well-funded, with a recent A\$17 million capital raise. Shareholder approval of Tranche 2 of the Share Placement is scheduled for 6 August 2024.

³ ASX 15 July 2024

Diamond drilling at Boundiali Gold Project

During the quarter, Aurum reported results from its ongoing 45,000m diamond drilling program at the BD Targets 1 and 2 at its Boundiali Gold Project in Côte d'Ivoire.

Results from BDT1 reported on 10 May 2024 and 28 May 2024 included:

- **59m @ 1.42 g/t Au** from 68m inc. **13m @ 3.92 g/t Au** (DSDD0010)
- **23m @ 1.36 g/t Au** from 293m inc. **5m @ 3.32 g/t Au** & **43m @ 0.96 g/t Au** from 321m inc. **7m @ 1.73 g/t Au** (DSDD0049)
- **9m @ 2.32 g/t Au** from 109m inc. **1m @ 16.82 g/t Au** & **90m @ 1.16 g/t Au** from 143m inc. **51m @ 1.04 g/t Au** and **35m @ 1.47 g/t Au** (DSDD0050)
- **12.22m @ 14.56 g/t Au** from 275m inc. **1m @ 163.42 g/t Au** (DSDD0051)
- **69m @ 1.05 g/t Au** from 195m inc. **12m @ 2.28 g/t Au** (DSDD0060A)
- **10m @ 1.97 g/t Au** from 131m inc. **2m @ 7.37 g/t Au** (DSDD0057)

Diamond drilling has now hit multiple +50 gold gram metre⁴ intercepts over 300m strike at BDT1, a 1.3km by 1km wide gold prospect within a 13km by 3km gold mineralised corridor.

Table 1: Significant intersections at BD Target 1 over 300m strike

Hole ID	Sig Int > 0.2 g/t Au	Gold gram metres (m*g/t Au)	Section
DSDD0003	22m @ 1.98 g/t Au from 35m	44	1054550
DSDD0004	4m @ 22.35 g/t Au from 226m	89	1054500
DSDD0051	12.22m @ 14.56 g/t Au from 275m	178	
DSDD0010	59m @ 1.42 g/t Au from 68m	84	1054400
DSDD0050	90m @ 1.16 g/t Au from 143m	104	
DSDD0012	73m @ 2.15g/t Au from 172m	157	1054330
DSDD0049	23m @ 1.36 g/t Au from 293m	31	
	43m @ 0.96 g/t Au from 321m	41	
DSDD0011	36m @ 2.53 g/t Au from 104m	91	1054250
DSDD0060A* new result	69m @ 1.05 g/t Au from 195m	72	

These shallow wide high-grade gold intercepts are predominately from the hanging wall lodes at BDT1 and true widths are estimated at about 70% - 80% of reported downhole lengths.

Aurum reported results from BDT2 on 24 May 2024 which included:

- **74m @ 1.00 g/t Au** from 167m inc. **1m @ 24.73 g/t Au** & **6m @ 3.31 g/t Au** from 99m & **8m @ 1.51 g/t Au** from 71m (DSDD0044)
- **33m @ 0.84 g/t Au** from 146m inc. **1m @ 9.95 g/t Au** (DSDD0046)
- **1m @ 10.01 g/t Au** from 71m (DSDD0024).

⁴ Gold gram metres (or gram-metres) is a metric that can be used to assess the overall value of a gold prospect by multiplying the thickness of the gold-bearing zone (in metres) with the average gold grade (in grams per tonne)

BD Target 2 is a 1.7km long by 1km wide gold prospect with artisanal workings, ~6km north of BDT1.

Aurum will continue its high tempo gold exploration drilling at Boundiali, with scout and step back diamond drilling at the BD tenement ongoing, with results to follow.

Aurum's will have six wholly owned and operated diamond drill rigs at Boundiali from end of August 24 and we expect to drill ~10,000m per month as we head toward a target of 45,000m of diamond core at Boundiali this year (CY2024). This drilling will be used to inform an inaugural Mineral Resource Estimate expected by the end of CY2024.

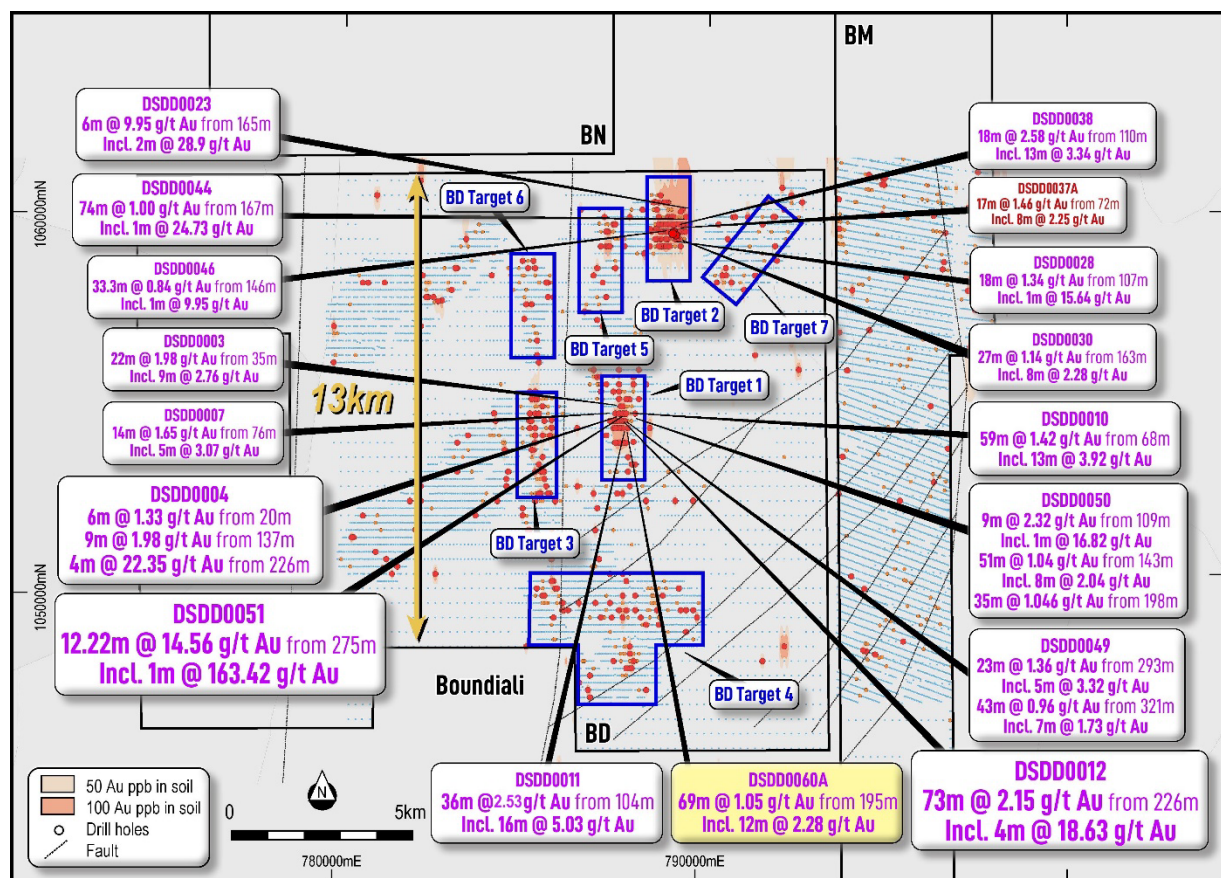


Figure 1: BD tenement has drilling at three gold targets (1-3). Latest drilling results from BDT1 are in yellow

Metallurgical test work results

Post quarter-end in July, Aurum released results of initial metallurgical testing on samples from BD Target 1 (BDT1) prospect at Boundiali, which returned exceptional gold recoveries up to 99%.

Preliminary test work involved 50 coarse reject samples from various depths, lithologies, and oxidation states at BDT1. Samples were prepared and analysed by Intertek laboratories in Ghana.

These samples were selected from a representative range of gold grades (likely to be encountered in an open pit), lithologies and oxidation states. Samples were selected from diamond core holes drilled by Aurum at BDT1 this year and cover a subset of that prospect over a volume bounded by

300m (east to west) and 550m (south to north) and down to 328m below surface (average depth of 106m below surface).

Preparation and analysis of the samples was undertaken by Intertek laboratories in Ghana. Samples were pulverized to 85% passing 75-micron (85% of the particles are smaller than 75 microns) and then subjected to a bottle roll cyanide leach for 24 hours using the cyanide (CL1000/AA) technique with an analysis on the leach liquor to measure the leach gold grade. The residue was then filtered and analysed by 50g fire assay (FA50T/AA) to show the remaining gold (tail grade). The sum of the leach grade and the tail grade represents the calculated head grade of the original sample (total gold). The calculated gold recovery is estimated by dividing the leach grade by the total gold grade.

Results from the test work are encouraging, with calculated recoveries for oxidised samples ranging from 91% to 99%, averaging 97.5%. Samples above 0.25 g/t Au reported an average recovery of 93%. Fresh samples of all lithologies (sandstone is the most common lithology logged) reported an average gold recovery of 90.3% (Table 2).

Table 2: Average cyanide gold recovery at BDT1 by weathering and lithology

Cyanide gold recovery	Residual (22n)	Sandstone (22n)	Sericitic schist (3n)	Shale (1n)	Volcanic (2n)	Average (50n)
OXIDE (12n)	97.5%					97.5%
TRANS (10n)	91.9%					91.9%
FRESH (28n)		91.5%	80.7%	84.4%	94.4%	90.3%
Average (50n)	95.0%	91.5%	80.7%	84.4%	94.4%	92.3%
<i>"n" represents the number of samples</i>						

Gold Recovery vs. Gold Head

Grade A positive correlation was observed between gold recovery and gold head grade, with samples above 0.25 g/t Au reporting an average recovery of 93%, indicating that higher-grade samples generally yield higher recoveries. This relationship is consistent with observations in similar gold deposits.

Further Work

Preliminary metallurgical results are highly encouraging and suggest that the Boundiali Gold Project ore is amenable to conventional processing methods. The high gold recoveries observed in most samples, particularly those with gold grades above 0.25 g/t Au, support the potential for a successful gold mining operation at Boundiali.

Aurum is planning additional metallurgical test work to further characterize the ore and develop and optimise processing flowsheets and will include gravity, leach/adsorption, variability test work and comminution testing.



Corporate

Aurum expands Boundiali footprint

Aurum entered a strategic partnership agreement to earn up to a 70% interest in exploration tenement PR283, to be renamed Boundiali North (BN), located immediately north of its existing BD tenement within the Boundiali Gold Project in Côte d'Ivoire. The partnership, through Aurum's subsidiary Plusor Global Pty Ltd and Ivorian company Geb & Nut Resources Sarl (GNRR), aims to explore and develop the 208.87km² BN tenement.

The agreement includes three stages for Aurum to earn increasing interest by investing up to US\$2.5 million (with diamond drilling valued at US\$140/m for expenditure calculations) and completing a pre-feasibility study. Upon the grant of a mining exploitation licence, the ownership structure will be Aurum (70%), GNRR (20%), and the Ivorian Government (10%). Aurum made an initial payment of US\$30,000 to GNRR as part of the agreement.

Equity raising

In June, Aurum announced it had secured firm commitments for a A\$17 million two-tranche placement (Placement) at A\$0.33 per new share.

Aurum's Directors and management subscribed for a minimum of A\$1.275 million of New Shares under the Placement, which will be issued subject to Shareholder approval.

The Company issued approximately 22.8 million shares under tranche one of the Placement (13,708,182 under ASX Listing Rule 7.1 and 9,138,787 under ASX Listing Rule 7.1A), raising approximately A\$7.5 million (before costs) (Placement Tranche One).

In addition, the Company plans to issue 28,668,183 New Shares, including Director participation, subject to shareholder approval at an EGM on 6 August 2024, which will raise approximately A\$9.46 million (before costs) (Placement Tranche Two).

Concurrently, Aurum raised \$744,100 (before costs) through a Share Purchase Plan (SPP) that closed on July 10, 2024. The SPP allowed eligible shareholders to subscribe for new fully paid ordinary shares up to \$30,000 each, matching the terms of the June 2024 Placement to sophisticated investors. The Company maintains the flexibility to place any Shortfall under the SPP Offer within three months of the closing date and subject to approval from shareholders' meeting to be held on 6 August 2024.

Aurum will use proceeds to accelerate exploration at the Boundiali Gold Project, aiming to delineate an inaugural JORC mineral resource by late 2024, supporting diamond drilling, surveys, test work, and the construction of a centralized exploration camp.

Cash position

Aurum had cash available \$10.8 million in bank at the end of June 2024 with \$9.46 million to be received from Tranche 2 of the \$17M capital raise subject to approval from shareholders' meeting to be held on 6 August 2024.



Board and Managerial Appointments

Aurum appointed Mark Strizek as Executive Director. Previously a non-executive director of Aurum, Mr. Strizek will now focus on guiding the exploration and development of the company's gold assets, particularly the Boundiali Gold Project in Côte d'Ivoire. This appointment underscores Aurum's commitment to growth and success, benefiting from Mr. Strizek's nearly 30 years of experience in the resources industry, especially in gold projects. His previous collaboration with Aurum's Managing Director, Dr. Caigen Wang, at Tieto Minerals Limited, where he helped develop the Abujar Gold Project from IPO to first gold production, highlights his proven track record in advancing mining projects and generating significant shareholder value.

In addition, Aurum appointed Mr. Yao N'Kanza (Fred) as Country Manager for Côte d'Ivoire. This strategic appointment aims to expedite project and business development initiatives in Côte d'Ivoire, while maintaining the robust field exploration at the Boundiali Gold Project. Mr. N'Kanza brings with him a successful history of generating new gold exploration projects, liaising with communities and government at all levels, and providing support for exploration and exploitation permitting.

Statutory approval of 80% ownership in BD exploration permit

Aurum's wholly owned subsidiary Plusor Global Pty Ltd (Plusor, ACN 670 031 268) received an approval letter from the Minister for the Ministry of Mine, Petroleum and Energy, Côte D'Ivoire, for Plusor's 80% shareholding in DS Resources Joint Venture Company Sarl which owns 100% interest in the BD exploration permit PR808. In November 2023 Plusor acquired 35% interest in the BD exploration permit from Turaco Gold Ltd in exchange for 3,500m diamond drilling at Turaco's other gold project in Côte D'Ivoire. Turaco confirmed that Plusor had completed this commitment to Turaco's satisfaction. Plusor acquired 45% interest in the BD exploration permit from a local Ivorian company (DS Resources Sarl) for USD430,000.

Upcoming General Meeting

Aurum will hold a General Meeting of Shareholders at Mirador Corporate, Level 2, 23 Railway Road, Subiaco, WA on 6 August 2024 at 11am (AWST).

A notice of meeting was issued on 4 July 2024 and contains all resolutions for Shareholder consideration.

Investor relations

Aurum released a Company presentation on 17 June 2024.

ASX Listing Rule 5.3.1

Exploration and Evaluation during the quarter was \$1.675 million. Exploration and evaluation during the quarter largely comprised of costs associated with the drilling program at the Boundiali Gold Project.

ASX Listing Rule 5.3.2

There were no substantive mining production and development activities during the quarter.

ASX Listing Rule 5.3.5

The information as required by ASX Listing Rule 5.3.5 regarding payments to related parties of the entity and their associates is \$331,000.

ASX Listing Rule 5.3.4: N/A

Tenement Table: ASX Listing Rule 5.3.3

Mining tenement interests held at the end of the quarter and their location.

Tenement	Registered Holder/Applicant	Permit Status	Grant Date (Application Date)	Expiry Date	Area (km2)	Blocks	Interest/ Contractual Rights)
Côte D'Ivoire							
PR0809	DS Resources Joint Venture Company	Live	17/01/2018	16/01/2025	259.8	na	80%
PR-893	Mines West Africa	Live	19/01/2022	18/01/2026	399.95	na	15%
PR-414	Predictive Discovery Côte D'Ivoire	Renewal Pending	8/1/2014	7/1/2023	167.36	na	100%
Australia							
E77/2502	Aldoro Resources Limited	Pending	(1/12/2017)		62.17	21	100%
E77/2535	Aldoro Resources Limited	Pending	(17/04/2018)		79.91	27	100%
E16/551	Aldoro Resources Limited	Pending	(25/09/2020)		53.26	18	100%
E16/489	Aurum Resources Limited	Live	27/01/2017	26/01/2027	26.6	9	100%
E57/1045	Aurum Resources Limited	Live	10/8/2016	9/8/2026	9.949	4	100%

The mining tenements relinquished during the quarter and their location – None

The mining tenement interests acquired during the quarter and their location – None

Beneficial percentage interests held in farm-in or farm-out agreements at the end of the quarter – PlusOr Global Pty Ltd who have a 80% interest with DS Resource JV Company and a 15% interest with up to 80~88% earn-in with Minex West Africa.

Beneficial percentage interests held in farm-in or farm-out agreements acquired or disposed of during - N/A

This Announcement has been approved for release by the Board of Aurum Resources Limited.

FORWARD-LOOKING STATEMENTS

This ASX release contains forward-looking statements about Aurum Resources Limited's exploration activities, drilling programs, and potential Mineral Resource Estimate at the Boundiali Gold Project. These statements are based on current expectations and are subject to risks and uncertainties inherent in mineral exploration and mining. Factors that could cause actual results to differ materially include exploration risks, drilling results, resource estimation, gold prices, operational risks, regulatory changes, and broader economic conditions. Investors should not place undue reliance on these forward-looking statements.



COMPETENT PERSONS STATEMENT

The information in this release that relates to Exploration Targets and Exploration Results is based on information compiled by Mr Mark Strizek, a Competent Person who is a Member of The Australasian Institute of Mining and Metallurgy. Mr Strizek has been a non-executive Director of the Company since 1 February 2024 and joined as an executive Director on 1 June 2024. Mr Strizek has sufficient experience that is relevant to the style of mineralisation and type of deposit under consideration and to the activity being undertaking to qualify as a Competent Person as defined in the 2012 edition of the "Australasian Code for Reporting of Exploration Results, Mineral Resources and Ore Reserves". Mr Strizek consents to the inclusion in the announcement of the matters based on his information in the form and context in which it appears. Additionally, Mr Strizek confirms that the entity is not aware of any new information or data that materially affects the information contained in the ASX releases referred to in this presentation.

COMPLIANCE STATEMENT

This report contains information extracted from ASX market announcements reported in accordance with the 2012 edition of the "Australasian Code for Reporting of Exploration Results, Mineral Resources and Ore Reserves" ("2012 JORC Code") and available for viewing at www.asx.com and includes results reported previously and published on ASX platform:

*22 July 2024, Prelim metallurgical tests deliver up to 99% gold recovery (ASX:AUE)
17 June 2024, Aurum hits 69m at 1.05 g/t gold at Boundiali BD Target 1 (ASX:AUE)
28 May 2024, AUE hits 163 g/t gold in 12m @ 14.56 g/t gold at BD Target 1 (ASX:AUE)
24 May 2024, Aurum hits 74m @ 1.0 g/t gold at Boundiali BD Target 2 (ASX:AUE)
15 May 2024, Aurum expands Boundiali Gold Project footprint (ASX:AUE)
10 May 2024, AUE hits 90m @ 1.16 g/t gold at Boundiali BD Target 1 (ASX:AUE)
01 May 2024, Aurum Appoints Country Manager in Cote d'Ivoire (ASX:AUE)
23 April 2024, AUE drilling hits up to 45 g/t gold at Boundiali BD Target 2 (ASX:AUE)
19 March 2024, AUE signs binding term sheet for 100% of Boundiali South (ASX:AUE)
12 March 2024, AUE hits 73m at 2.15g/t incl 1m at 72g/t gold at Boundiali (ASX:AUE)
01 March 2024, Aurum hits 4m at 22 g/t gold in Boundiali diamond drilling (ASX:AUE)
22 January 2024, Aurum hits shallow, wide gold intercepts at Boundiali, Côte d'Ivoire (ASX: AUE)
21 December 2023, Rapid Drilling at Boundiali Gold Project (ASX:AUE)
21 November 2023, AUE Acquisition Presentation (ASX:AUE)
21 June 2021, Notice of General Meeting/Proxy Form (MSR.ASX)
21 May 2021, PlusOr to Acquire 6194 sq kms Ground Position in Cote d'Ivoire (MSR.ASX)
22 August 2019, Boundiali RC Drill Results Continue to Impress (PDI.ASX)
15 July 2019, RC, Trench Results Grow Boundiali Potential In Cote D'Ivoire (PDI.ASX)
27 May 2019, New Drill Results Strengthen Boundiali Project Cote D'Ivoire (PDI.ASX)
16 January 2019, PDI-Toro JV Sharpens Focus with Major Drilling Program (PDI.ASX)
26 November 2018, Boundiali North - Large Coherent Gold Anomalies in 14km Zone (PDI.ASX)*

The Company confirms that it is not aware of any new information or data that materially affects the information included in the previous announcements.

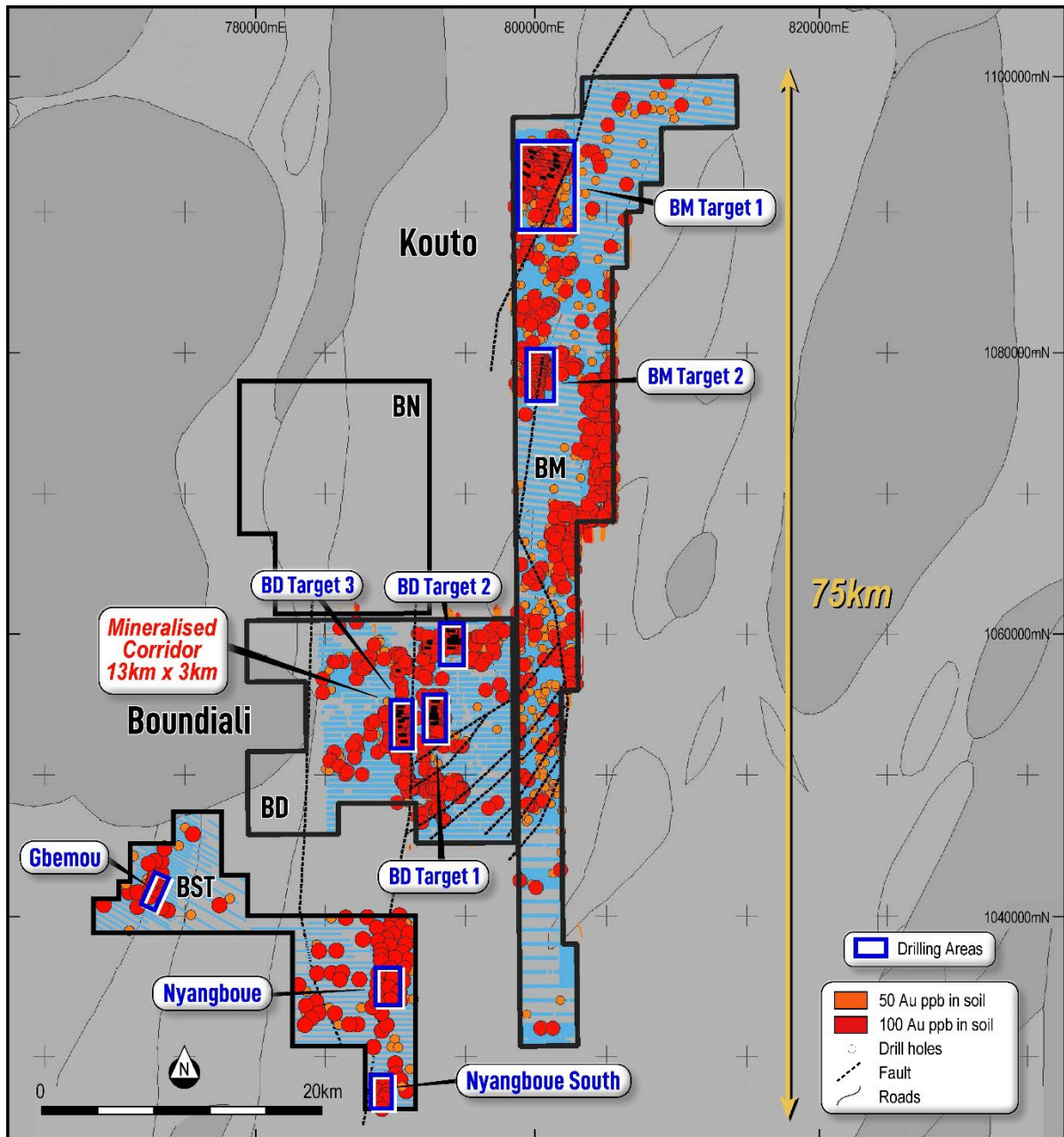


Figure 2: Aurum's Boundiali Gold Project

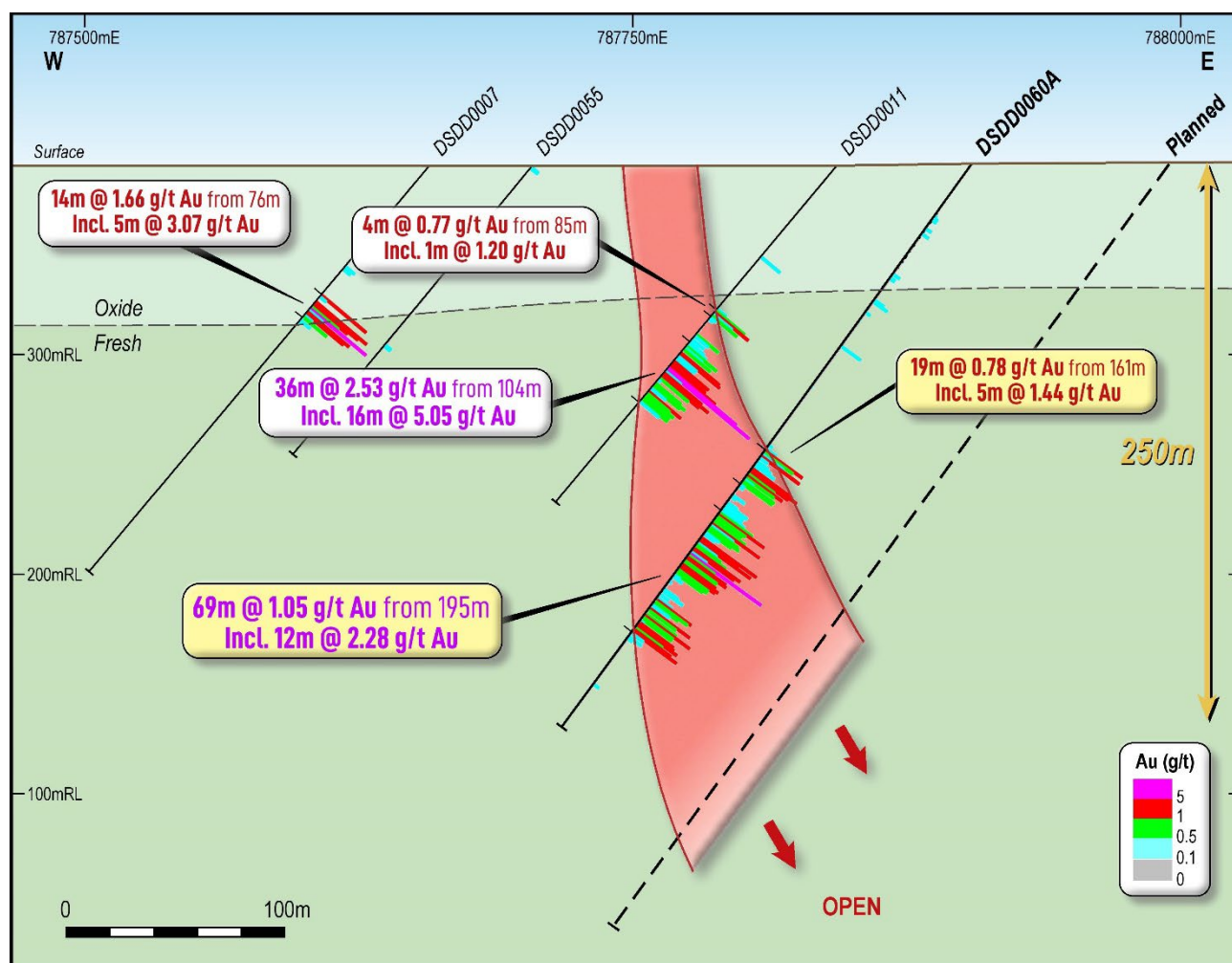


Figure 3: Section 1054250 (+/-30m) showing previous drilling (white) and new results (yellow) – BD Target 1

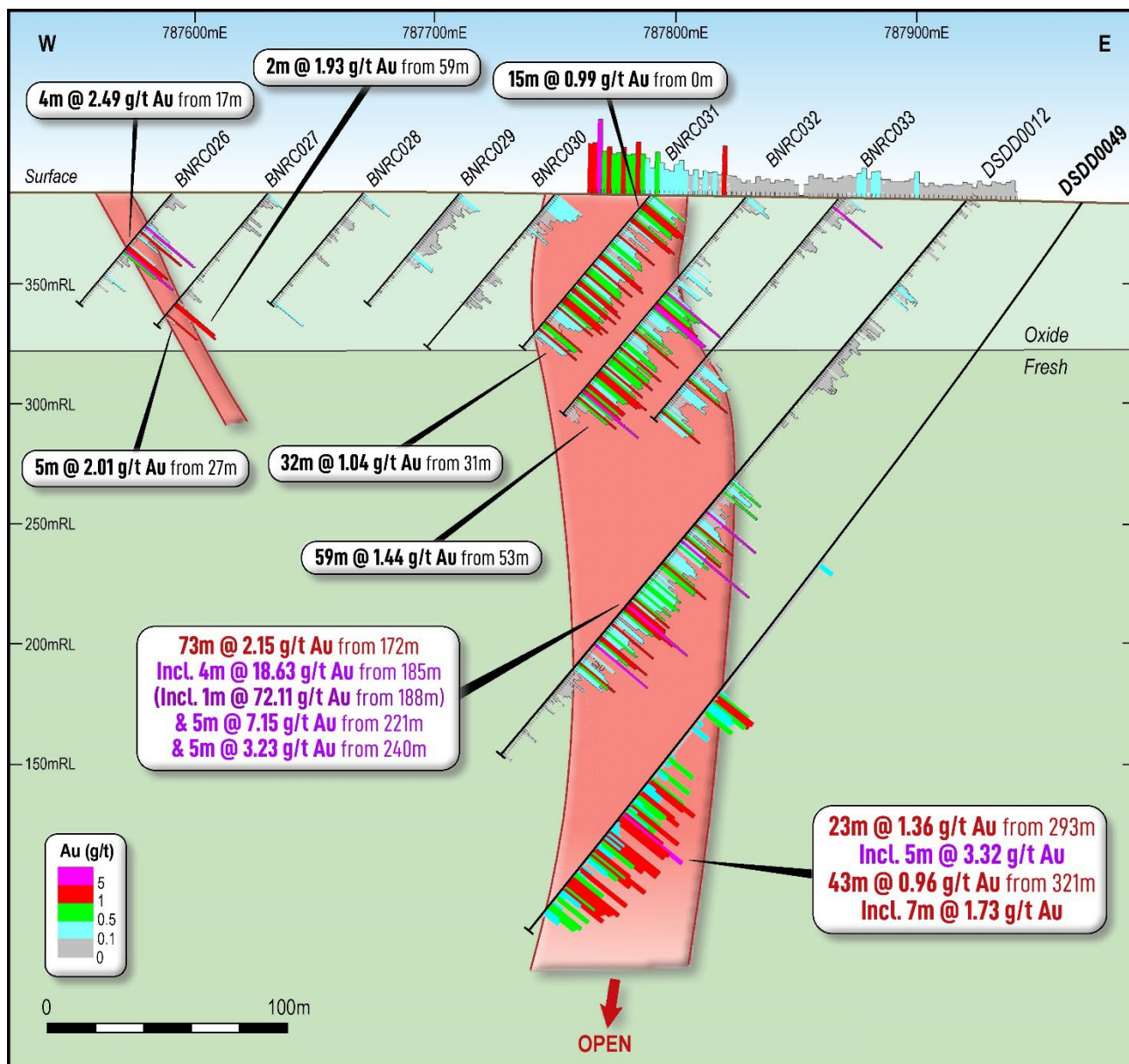


Figure 4: Section 1054330N (+/-40m) showing previous drilling (white) – BD Target 1

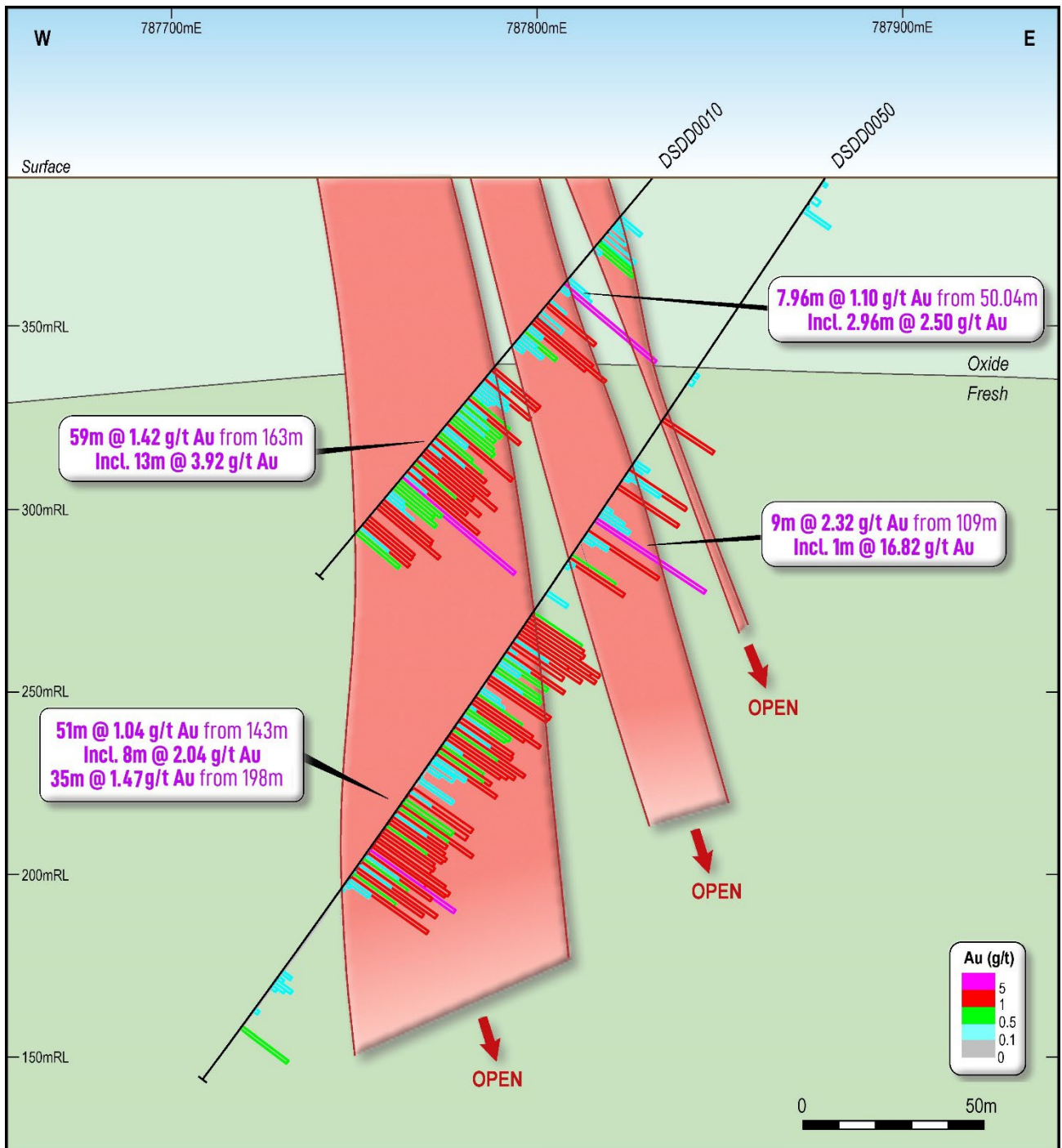


Figure 5: Section 1054400N (+/-25m) showing previous drilling (white) – BD Target 1

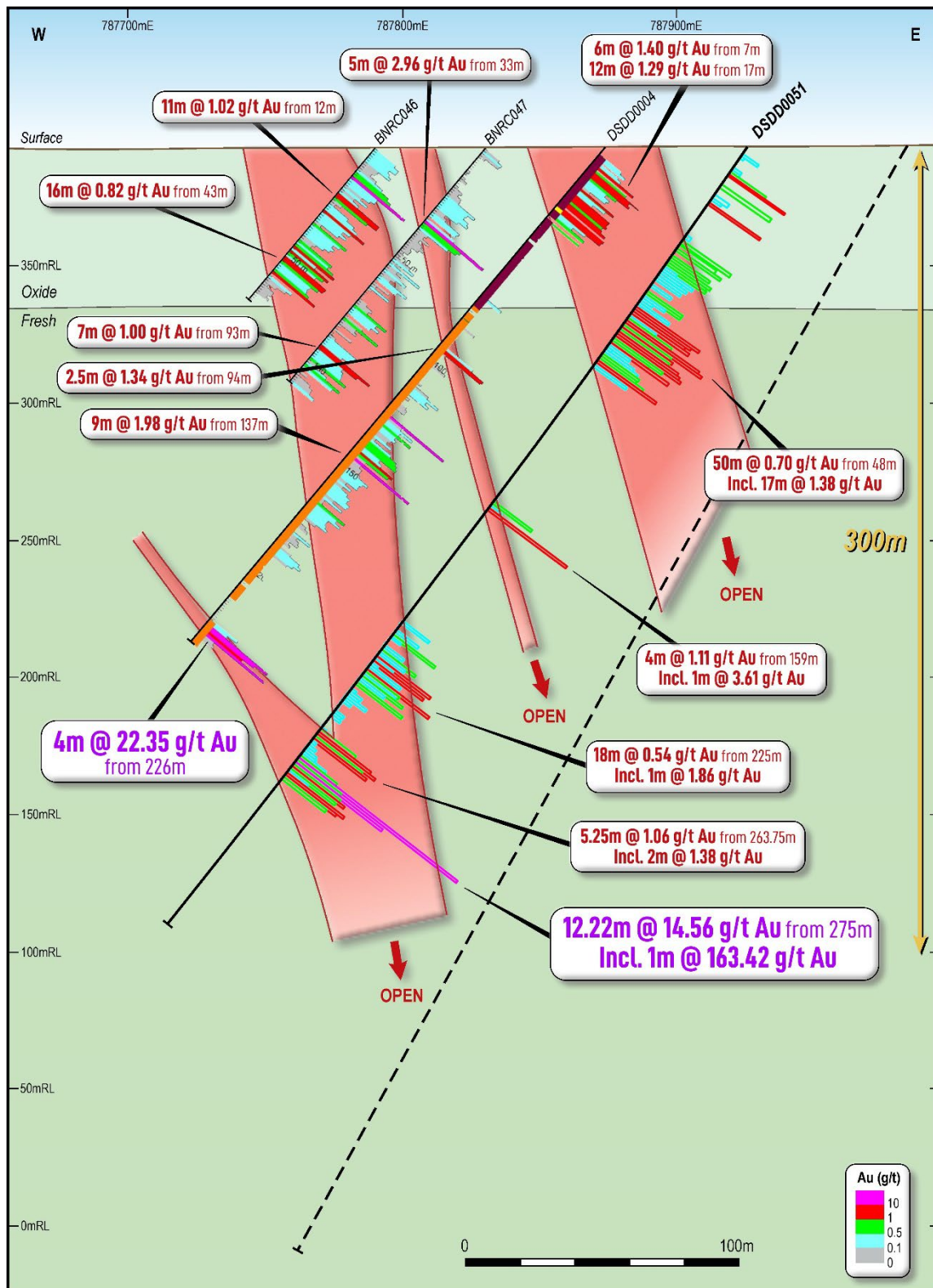


Figure 6: Section 1054500 (+/-25m) showing previous drilling (white) – BD Target 1

About Aurum's Boundiali Gold Project

The Boundiali Gold Project is comprised of four neighbouring exploration tenements (Figure 2):

- 1) Boundiali Minex Tenement PR0893 ("**BM**"), 400km², holder Minex West Africa, of which Aurum is earning interest of up to 80-88% through its fully owned subsidiary Plusor Global Pty Ltd ("Plusor").
- 2) Boundiali DS tenement PR808 ("**BD**"), 260km², holder DS Resources Joint Venture Company, of which Aurum is 80% share capital owner through its fully owned subsidiary Plusor.
- 3) Boundiali South tenement PR414 ("**BS**"), 167.34km² and is located directly south of Aurum's BD and BM tenement. The **BS** exploration tenement was granted to Predictive Discovery Côte d'Ivoire SARL on 1 August 2014 and is currently under renewal. Predictive Discovery Côte d'Ivoire SARL (89% owned by Turaco Gold Limited and 11% owned by Predictive Discovery Limited) agreed to sell 100% interest to Aurum, subject to Aurum obtaining a renewal of the Boundiali South tenement (or the granting of a replacement tenement) and being satisfied that the terms of the renewal (or replacement) do not restrict exploration or potential future mining rights, along with all required Government approvals.
- 4) Boundiali North tenement PR283 ("**BN**"), 208.87km², under renewal, Aurum to earn up to 70% interest through its wholly owned subsidiary Plusor.

The Boundiali Gold Project is located within the same greenstone belt as Resolute's large Syama (11.5Moz) gold mine and Perseus' Sissingué (1.4 Moz) gold mine to the north and Montage Gold's 4.5Moz Koné project located to the south. Barrick's Tongon mine (5.0Moz) is located to the northeast (Figure 1).

BM gold project JV

Plusor is earning interest through carrying out diamond drilling programs of 8,000m to earn 80% interest in two stages.

- Drilling 4,000m diamond holes to earn 30% interest
- Drilling a further 4,000m diamond holes to earn accumulated 51% interest
- Earn an accumulated 80% interest from a total exploration expenditure of US\$2.5M using a nominal diamond drilling cost of US\$140/m in calculation for expenditure commitment.
- 80-88% interest in future gold production company (Government gets 10% free carry from local partner):
 - 80% if local partner contributes 11% capex
 - 85% if local partner does not contribute capex – they go to 5% free carry
 - 88% if local partner sells us 3% of their interest they go to 2% free carry

BD gold project JV

Plusor owns 80% interest acquired from DS Joint Venture Company's two shareholders:

- acquired 45% share capital of DS Joint Venture Company Sarl by paying US\$430,000 to DS Resources Sarl; and
- acquired 35% share capital of DS Joint Venture Company Sarl from Turaco Gold Ltd by drilling 3,500m diamond holes in Turaco's other gold projects in Cote D'Ivoire. This commitment has been completed.
- 80-88% interest in future gold production company (Government gets 10% free carry from local partner):
 - 80% if local partner contributes 11% capex
 - 85% if local partner does not contribute capex – they go to 5% free carry

- 88% if local partner sells us 3% of their interest they go to 2% free carry

BST gold project consideration and payment for the binding term sheet

- Purchase of the tenement is subject to Aurum obtaining a renewal of the **BST** tenement (or the granting of a replacement) and being satisfied that the terms of the renewal (or replacement permit) do not restrict exploration or potential future mining rights, along with required Government approvals
- Within 15 business days of the satisfaction (or waiver) of the conditions precedent above, the Seller will, by written notice to the Purchaser, elect to receive **one** of the following forms of consideration (**Election**):
 - (i) A\$800,000 in cash (**Cash Consideration**); or
 - (ii) If the 20-day volume weighted average trading price of Shares (**VWAP**) is:
 - Less than or equal to A\$0.20 at the time of the Election, 5,000,000 fully paid ordinary shares in the Purchaser (Shares) (Consideration Shares 1); or
 - Greater than A\$0.20 at the time of the Election, Shares to a value of A\$1.2 million, as determined by dividing A\$1.2 million by the 20-day VWAP for the Shares (Consideration Shares 2)
- 90% interest in future gold production company (Government get 10% free carry from our interest)

BN gold project JV

Aurum is earning interest through carrying out exploration to earn 70% interest in three stages:

- Stage 1: Aurum earns 35% interest by spending USD 1.2 million within 36 months of license grant
- Stage 2: Aurum earns 51% interest by spending USD 2.5 million within 60 months of license grant
- Stage 3: Aurum earns 70% interest upon completion of a pre-feasibility study on the tenement.
- Diamond drilling conducted by Aurum will be valued at US\$140 per meter for expenditure calculations
- Upon grant of a mining exploitation license, the ownership structure will be: Aurum (70%), GNRR (20%), Ivorian Government (10%)

Appendix 5B

Mining exploration entity or oil and gas exploration entity quarterly cash flow report

Name of entity

Aurum Resources Limited

ABN

17 650 477 286

Quarter ended ("current quarter")

30 June 2024

Consolidated statement of cash flows		Current quarter \$A'000	Year to date (12 months) \$A'000
1.	Cash flows from operating activities		
1.1	Receipts from customers		
1.2	Payments for		
	(a) exploration & evaluation	(6)	(313)
	(b) development	-	-
	(c) production	-	-
	(d) staff costs	-	(33)
	(e) administration and corporate costs	(488)	(1,230)
1.3	Dividends received (see note 3)	-	-
1.4	Interest received	9	22
1.5	Interest and other costs of finance paid	-	-
1.6	Income taxes paid	-	-
1.7	Government grants and tax incentives	-	-
1.8	Other (provide details if material)	-	-
1.9	Net cash from / (used in) operating activities	(485)	(1,554)

2.	Cash flows from investing activities		
2.1	Payments to acquire or for:		
	(a) entities	-	(436)
	(b) tenements	-	-
	(c) property, plant and equipment	(227)	(520)
	(d) exploration & evaluation	(1,669)	(2,451)
	(e) investments	-	-
	(f) other non-current assets	-	-

Consolidated statement of cash flows		Current quarter \$A'000	Year to date (12 months) \$A'000
2.2	Proceeds from the disposal of:	-	-
	(a) entities		
	(b) tenements	-	-
	(c) property, plant and equipment	-	-
	(d) investments	-	-
	(e) other non-current assets	-	-
2.3	Cash flows from loans to other entities	(300)	(300)
2.4	Dividends received (see note 3)	-	-
2.5	Other (provide details if material)	-	-
2.6	Net cash from / (used in) investing activities	(2,196)	(3,707)

3.	Cash flows from financing activities		
3.1	Proceeds from issues of equity securities (excluding convertible debt securities)	10,224	14,712
3.2	Proceeds from issue of convertible debt securities	-	-
3.3	Proceeds from exercise of options	-	-
3.4	Transaction costs related to issues of equity securities or convertible debt securities	(455)	(822)
3.5	Proceeds from borrowings	-	-
3.6	Repayment of borrowings	-	-
3.7	Transaction costs related to loans and borrowings	-	-
3.8	Dividends paid	-	-
3.9	Other (provide details if material)	-	-
3.10	Net cash from / (used in) financing activities	9,769	13,890

4.	Net increase / (decrease) in cash and cash equivalents for the period		
4.1	Cash and cash equivalents at beginning of period	3,727	2,186
4.2	Net cash from / (used in) operating activities (item 1.9 above)	(484)	(1,554)
4.3	Net cash from / (used in) investing activities (item 2.6 above)	(2,196)	(3,707)
4.4	Net cash from / (used in) financing activities (item 3.10 above)	9,769	13,890

Mining exploration entity or oil and gas exploration entity quarterly cash flow report

Consolidated statement of cash flows		Current quarter \$A'000	Year to date (12 months) \$A'000
4.5	Effect of movement in exchange rates on cash held	-	-
4.6	Cash and cash equivalents at end of period	10,815	10,815

5.	Reconciliation of cash and cash equivalents at the end of the quarter (as shown in the consolidated statement of cash flows) to the related items in the accounts	Current quarter \$A'000	Previous quarter \$A'000
5.1	Bank balances	10,815	3,727
5.2	Call deposits	-	-
5.3	Bank overdrafts	-	-
5.4	Other (provide details)	-	-
5.5	Cash and cash equivalents at end of quarter (should equal item 4.6 above)	10,815	3,727

6.	Payments to related parties of the entity and their associates	Current quarter \$A'000
6.1	Aggregate amount of payments to related parties and their associates included in item 1	(31)
6.2	Aggregate amount of payments to related parties and their associates included in item 2	(300)
6.1	Fees paid to Directors and/or Director related entities for Director fees and Geological consulting services.	
6.2	Part repayment of loan to Director, Caigen Wang, for personal support provided to PlusOr Global Pty Ltd during the start-up of the company.	
.		

Mining exploration entity or oil and gas exploration entity quarterly cash flow report

7.	Financing facilities <i>Note: the term "facility" includes all forms of financing arrangements available to the entity. Add notes as necessary for an understanding of the sources of finance available to the entity.</i>	Total facility amount at quarter end \$A'000	Amount drawn at quarter end \$A'000
7.1	Loan facilities	-	-
7.2	Credit standby arrangements	-	-
7.3	Other (please specify)	-	-
7.4	Total financing facilities	-	-
7.5	Unused financing facilities available at quarter end		-
7.6	Include in the box below a description of each facility above, including the lender, interest rate, maturity date and whether it is secured or unsecured. If any additional financing facilities have been entered into or are proposed to be entered into after quarter end, include a note providing details of those facilities as well.		
	N/A		

8.	Estimated cash available for future operating activities	\$A'000
8.1	Net cash from / (used in) operating activities (item 1.9)	(485)
8.2	Payments for exploration & evaluation classified as investing activities) (item 2.1(d))	(1,669)
8.3	Total relevant outgoings (item 8.1 + item 8.2)	(2,154)
8.4	Cash and cash equivalents at quarter end (item 4.6)	10,815
8.5	Unused finance facilities available at quarter end (item 7.5)	-
8.6	Total available funding (item 8.4 + item 8.5)	10,815
8.7	Estimated quarters of funding available (item 8.6 divided by item 8.3)	5
	<i>Note: if the entity has reported positive relevant outgoings (ie a net cash inflow) in item 8.3, answer item 8.7 as "N/A". Otherwise, a figure for the estimated quarters of funding available must be included in item 8.7.</i>	
8.8	If item 8.7 is less than 2 quarters, please provide answers to the following questions:	
8.8.1	Does the entity expect that it will continue to have the current level of net operating cash flows for the time being and, if not, why not?	
	Answer: N/A	
8.8.2	Has the entity taken any steps, or does it propose to take any steps, to raise further cash to fund its operations and, if so, what are those steps and how likely does it believe that they will be successful?	
	Answer: N/A	

8.8.3 Does the entity expect to be able to continue its operations and to meet its business objectives and, if so, on what basis?

Answer: N/A

Note: where item 8.7 is less than 2 quarters, all of questions 8.8.1, 8.8.2 and 8.8.3 above must be answered.

Compliance statement

- 1 This statement has been prepared in accordance with accounting standards and policies which comply with Listing Rule 19.11A.
- 2 This statement gives a true and fair view of the matters disclosed.

Date: 26 July 2024

Authorised by: The Board of Aurum Resources Limited
(Name of body or officer authorising release – see note 4)

Notes

1. This quarterly cash flow report and the accompanying activity report provide a basis for informing the market about the entity's activities for the past quarter, how they have been financed and the effect this has had on its cash position. An entity that wishes to disclose additional information over and above the minimum required under the Listing Rules is encouraged to do so.
2. If this quarterly cash flow report has been prepared in accordance with Australian Accounting Standards, the definitions in, and provisions of, *AASB 6: Exploration for and Evaluation of Mineral Resources* and *AASB 107: Statement of Cash Flows* apply to this report. If this quarterly cash flow report has been prepared in accordance with other accounting standards agreed by ASX pursuant to Listing Rule 19.11A, the corresponding equivalent standards apply to this report.
3. Dividends received may be classified either as cash flows from operating activities or cash flows from investing activities, depending on the accounting policy of the entity.
4. If this report has been authorised for release to the market by your board of directors, you can insert here: "By the board". If it has been authorised for release to the market by a committee of your board of directors, you can insert here: "By the [name of board committee – eg Audit and Risk Committee]". If it has been authorised for release to the market by a disclosure committee, you can insert here: "By the Disclosure Committee".
5. If this report has been authorised for release to the market by your board of directors and you wish to hold yourself out as complying with recommendation 4.2 of the ASX Corporate Governance Council's *Corporate Governance Principles and Recommendations*, the board should have received a declaration from its CEO and CFO that, in their opinion, the financial records of the entity have been properly maintained, that this report complies with the appropriate accounting standards and gives a true and fair view of the cash flows of the entity, and that their opinion has been formed on the basis of a sound system of risk management and internal control which is operating effectively.