


Unlocking the Full Value of Medical Images



Investor Presentation
July 2024



Disclaimer

This presentation (“Presentation”) has been prepared by Singular Health Group Ltd (“Singular Health” or “Company”). You must read and accept the conditions in this notice before considering the information set out in, or referred to, in this Presentation. If you do not agree, accept, or understand the terms on which this Presentation is supplied, or if you are subject to the laws of any jurisdiction in which it would be unlawful to receive this Presentation or which requires compliance with obligations that have not been complied with in respect of it, you must immediately return or destroy this Presentation and any other confidential information supplied to you by Singular Health. By accepting this document, you acknowledge and agree to the conditions in this notice and agree that you irrevocably release Singular Health from any claims you may have (presently or in the future) in connection with the provision or content of this Presentation.

No Offer

This Presentation is not a prospectus, product disclosure statement, or other offering document under Australian law (and will not be lodged with ASIC) or any other law. This Presentation is for information purposes only and is not an invitation or offer of securities for subscription, purchase or sale in any jurisdiction (and will not be lodged with the ASIC). This Presentation does not constitute investment or financial product advice (nor tax, accounting, or legal advice) or any recommendation to acquire shares of Singular Health and will not form any part of any contract for the acquisition of shares of Singular Health.

Summary Information

This Presentation contains summary information about Singular Health, its subsidiaries and their activities which is current as at the date of this Presentation. The information in this Presentation is of a general nature and does not purport to be complete, nor does it contain all the information which a prospective investor may require in evaluating a possible investment in Singular, or that would be required in a prospectus or product disclosure statement prepared in accordance with the requirements of the Corporations Act. While Singular Health has taken every effort to ensure the accuracy of the material in the presentation, neither the Company nor its advisers have verified the accuracy or completeness of the information, or any statements and opinion contained in this Presentation.

Not Investment Advice

Each recipient of this Presentation should make its own enquiries and investigations regarding all information in this Presentation including, but not limited to, the assumptions, uncertainties and contingencies which may affect future operations of Singular Health and the impact that different future outcomes may have on Singular Health. This Presentation has been prepared without taking account of any person’s individual investment objectives, financial situation or particular needs. Before making an investment decision, prospective investors should consider the appropriateness of the information having regard to their own investment objectives, financial situation and needs, and seek legal, accounting and taxation advice appropriate to their jurisdiction. Singular Health is not licensed to provide financial product advice in respect of Singular Health shares. Cooling off rights do not apply to the acquisition of Singular Health shares.

Investment Risk

An investment in Singular Health shares is subject to known and unknown risks, some of which are beyond the control of Singular Health. Singular Health does not guarantee any particular rate of return or the performance of Singular Health nor does it guarantee any particular tax treatment. An investment in Singular Health should be considered as Highly Speculative and High Risk due to the start up nature of the Company and its proposed business.

Financial Data

All dollar values in this Presentation are in Australian dollars (A\$ or AUD) unless otherwise stated.

Forward-looking Statements

This Presentation may contain forward looking statements. The words ‘anticipate’, ‘believe’, ‘expect’, ‘project’, ‘forecast’, ‘estimate’, ‘likely’, ‘intend’, ‘should’, ‘could’, ‘may’, ‘target’, ‘plan’, and other similar expressions are intended to identify forward-looking statements. Indications of, and guidance on, future earnings and financial position and performance are also forward-looking statements. Forward-looking statements are subject to risk factors associated with the Company’s business, many of which are beyond the control of the Company. It is believed that the expectations reflected in this statements are reasonable, but they may be affected by a variety of variables and changes in underlying assumptions which could cause actual results or trends to differ materially from those expressed or implied in such statements. There can be no assurance that actual outcomes will not differ materially from these statements. You should not place undue reliance on forward-looking statements and neither Singular Health nor any of its directors, employees, advisers or agents assume any obligation to update such information.

Disclaimer

None of Singular Health’s respective advisers or any of their respective affiliates, related bodies corporate, directors, officers, partners, employees and agents, have authorized, permitted, or caused the issue, submission, dispatch or provision of this Presentation and, except to the extent referred to in this Presentation, none of them makes or purports to make any statement in this Presentation and there is no statement in this Presentation which is based on any statement by any of them. To the maximum extent permitted by law, Singular Health and its respective advisers, affiliates, related bodies corporate, directors, officers, partners, employees and agents exclude and disclaim all liability, including without limitation for negligence or for any expenses, losses, damages or costs incurred by you as a result of your participation in an investment in Singular Health and the information in this Presentation being inaccurate or incomplete in any way for any reason, whether by negligence or otherwise. To the maximum extent permitted by law, Singular Health and its respective advisers, affiliates, related bodies corporate, directors, officers, partners, employees and agents make no representation or warranty, express or implied, as to the currency, accuracy, reliability or completeness of information in this Presentation. Statements made in this Presentation are made only as at the date of this Presentation. The information in this Presentation remains subject to change without notice.

This presentation has been authorized for released by the Board of Singular Health.

Our vision is to create a seamless and integrated healthcare ecosystem where the **full value** of medical imaging records is unlocked, enabling **universal access**, and promoting **interoperability** to maximise patient outcomes.

Our Progress

Developed Patented VRP Technology

Software converts 100s of traditional 2D medical images into an interactive, immersive 3D model

Created HIPAA Compliant File Sharing System

Secure, encrypted in-house system for auditable file sharing between patients, providers, & PACS servers

Obtained 510(k) Diagnostic Clearance in USA

Strong regulatory position with receipt of US 510(k) for 3Dicom MD® and ISO13485:2016 certification

Secured Enterprise Contracts in USA

More than 12,500 3Dicom software licenses sold to US veterans in Florida, Texas, and Nevada

Integrated AI Models for Full Scan Analysis*

Demonstrated integration of 3rd party AI models for quick & accurate analysis of all images in a scan



Current State of Medical Imaging

Digital Imaging and COmmunication in Medicine (**DICOM**) is **the global** file format for radiological imaging (X-ray, CT, MRI, PET scans) and is standardised.

Picture Archiving and Communications Servers (**PACS**) onsite and in the cloud are used by most healthcare providers to store medical imaging but rarely allow for sharing between different PACS systems.

Patients in most jurisdictions **have the right to request and access their own medical images** in a timely manner; legally forces egress of scans from siloed, fragmented and often competing PACS vendors.



3



Poor Utilisation of Costly Medical Images

CT / MRI scans contain 100s of 2D images, radiologists only have time to select & review a subset of key images.

Huge missed opportunity to make incidental findings & extract personalised health informatics.



Outdated, Slow Transfer of Medical Imaging

Incumbent EMR vendors promote internal interoperability but build moats around data resulting in costly, and slow transfer of medical images to 3rd parties by CD-ROM.

The current lack of electronic transfer of imaging studies is calculated to **cost up to US\$1M+ per facility per year**¹



Duplicate Imaging

Difficulty accessing medical images, locked in CD-ROMs and slow transfers contributes to **1 in 2 US patients experiencing duplicate imaging**², which adds **\$30 billion** to annual US healthcare costs³.



Medical AI Models Analyse All Images in Scans

Near real-time, on device 3D rendering and the use of AI models enables much more comprehensive **visualisation & analysis of all images in a scan.**

Generalised & specific AI models can be run in the background during transit to **analyse scans and flag potential issues for review** by radiologists & doctors.

In-House Sharing Provides Fast, Secure Transfers

3Dicom's **HIPAA-compliant, secure medical file transfer protocol** retrieves medical images & reports from PACS systems and **wirelessly shares** with patients and practitioners in minutes.

Full audit trail, enterprise grade encryption and **pay-per-scan revenue model** allows for scalable deployment from individual clinics to large MSOs.

On-Demand Cloud Storage Reduces Duplicate Imaging

3Dicom puts **patient's medical images in their pockets**, and provides MSOs, healthcare advocates, and other overarching organisations with **on-demand access to digitised medical images** enabling recent scans to be easily accessed and used to **avoid duplicate imaging** by healthcare providers.



Disrupting the Status Quo

3Dicom software is multi-modal, providing a consistent experience across desktop, mobile, web, and VR/AR devices.


Volumetric Rendering Platform (VRP) - Patented technology converts standard 2D medical images into interactive, immersive 3D models on device & via SDK

Medical File Transfer Protocol (MFTP) - Patent pending, HIPAA compliant system for fast, secure, sharing and storage of medical imaging with 3rd party interfaces

AI-in-the-Cloud - Public API and self-hosted options allow for integration of 3rd party AI models to analyse, segment, and enhance medical images during transfer and on demand

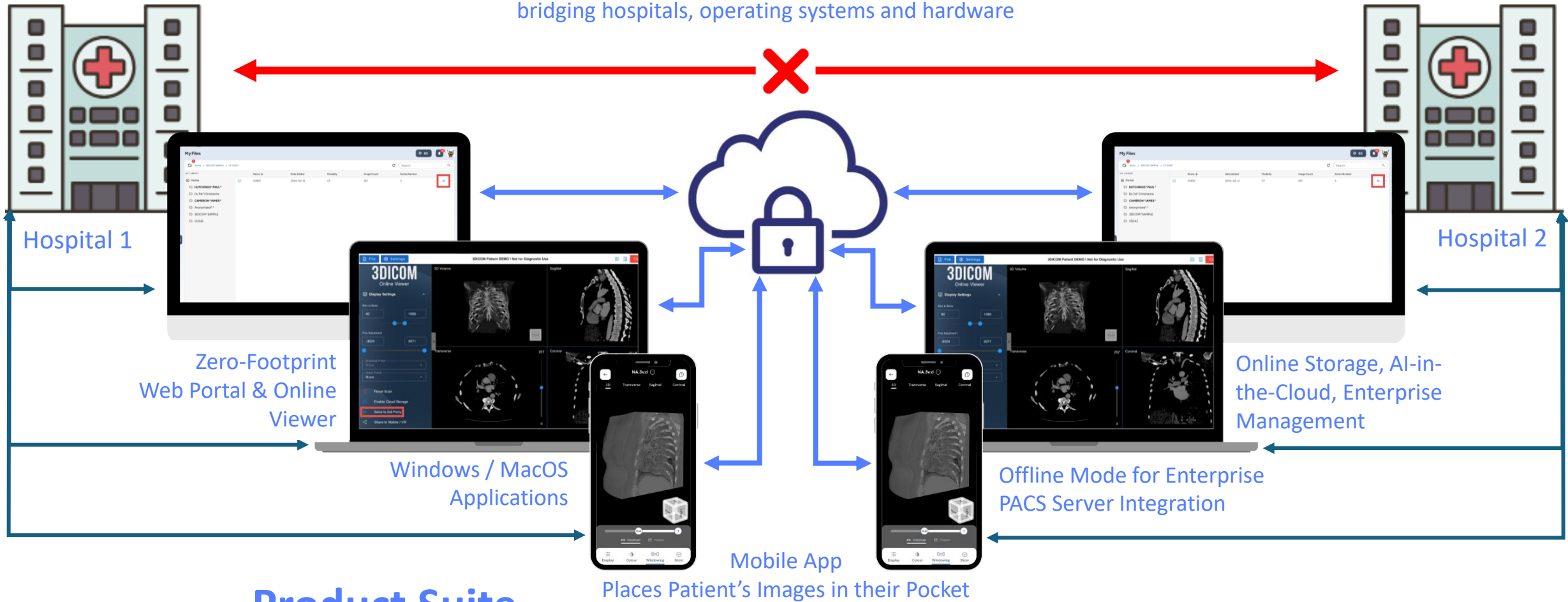


Why Singular Health?

 **3DICOM^{*}** makes accessing, storing and sharing medical imaging **easier, cheaper, and faster** for better understanding and enhanced decision-making.

3Dicom Provides True Interoperability

bridging hospitals, operating systems and hardware



Product Suite

3Dicom Tiers

- 3Dicom Patient
- 3Dicom MD® - FDA Cleared
- 3Dicom R&D

Companion Applications





- 3Dicom Mobile (iOS & Android)
- 3Dicom XR

Technical Integrations

- Sony Spatial Reality Display
- Magic Leap 2 Enterprise AR
- Meta Quest 3 Consumer AR/VR



Market Comparables

	Singular Health Group (ASX: SHG) 	Mach 7 Technologies Ltd (ASX: M7T) 	4D Medical Ltd (ASX: 4DX) 	Pro Medicus Ltd (ASX: PME) 
Primary Focus	Visualisation, Storage, Transfer and Analysis of Medical Imaging	Enterprise Medical Imaging (PACS / Viewer)	Functional Lung Scanning (4D CT)	Enterprise Medical Imaging (Hospitals / Clinics)
Product Maturity	Early Commercialisation	Mature Product	Early Commercialisation	Mature Product
Cash Receipts (March Quarter)	\$307,000	\$8.85 Million	\$1,133,000	~\$74.1 Million *
Cash on hand (million) (as per March 2024 Quarterly Cashflow reports)	\$3.52 **	\$24.8	\$41.2	\$131.5 *
Market Cap. (million) (as calculated based on share prices on 24th July 2024)	\$19.36	\$144.7	\$217.5	\$14,440
EV (million)	\$15.84	\$119.9	\$176.3	\$14,308.5



*Half year cash receipts and cash on hand used due to lack of Quarterly reporting

** This value does not include the AUD\$1.77 M raised from recent premium placements from Craig Sellars and Marin & Son (ASX announcement on 15th May 2024)

Milestones To Date

- ✓ Initial Public Offering
- ✓ ISO 13485, MDSAP & FDA 510(k) Clearance
- ✓ International Collaborations (Sony, Schneiders, Medical IP)
- ✓ Appointment of CG1 Solutions as Master Distributor in the U.S.A
- ✓ Strategic Investments at Premium (CG1, Marin & Son, Craig Sellars)
- ✓ Expansion of Global Partner Program (India, China, Australia, Europe, Middle East)
- ✓ Extended IP Portfolio
- ✓ 3Dicom x Veterans Initiative (Miami, Nevada & Texas)
- ✓ Sales Orders from Roseman University (Vegas)
- ✓ Launch of the zero-footprint Online 3Dicom Viewer
- ✓ Technical Proof of Concept for AI-in-the-Cloud



8

SONY

Magic Leap



CG1
—SOLUTIONS—

3Dicom x Veterans

CG1 Solutions, US Master Distributor is a Service-Disabled **Veteran Owned** Small Business (SDVOSB)

Scalable model with corporate sponsored initiatives & community-led programs to support Veterans and their healthcare needs post-service

Corporately Sponsored Local Initiatives

Private enterprises empower local veterans by sponsoring 3Dicom Patient annual licenses. Veterans benefit from digital storage of selected images, and secure sharing to their community healthcare providers whilst sponsors benefit from increased brand awareness & goodwill.

Community Led Programs

Local and National Veteran support groups assist Veterans, who pay individually, with 3Dicom onboarding, CD-ROM drivers for digitisation of existing CDs, and accessing their imaging records.

Promise to Address Comprehensive Toxics Act

Provides increased access to healthcare benefits, including imaging, to veterans impacted by toxic exposures.

To apply for service-connected disability claims, veterans are required to **access and share their military duty health records, including imaging**, often stored in the Veteran Affairs (VA) medical facilities and provided on CD-ROMs.

19.1m

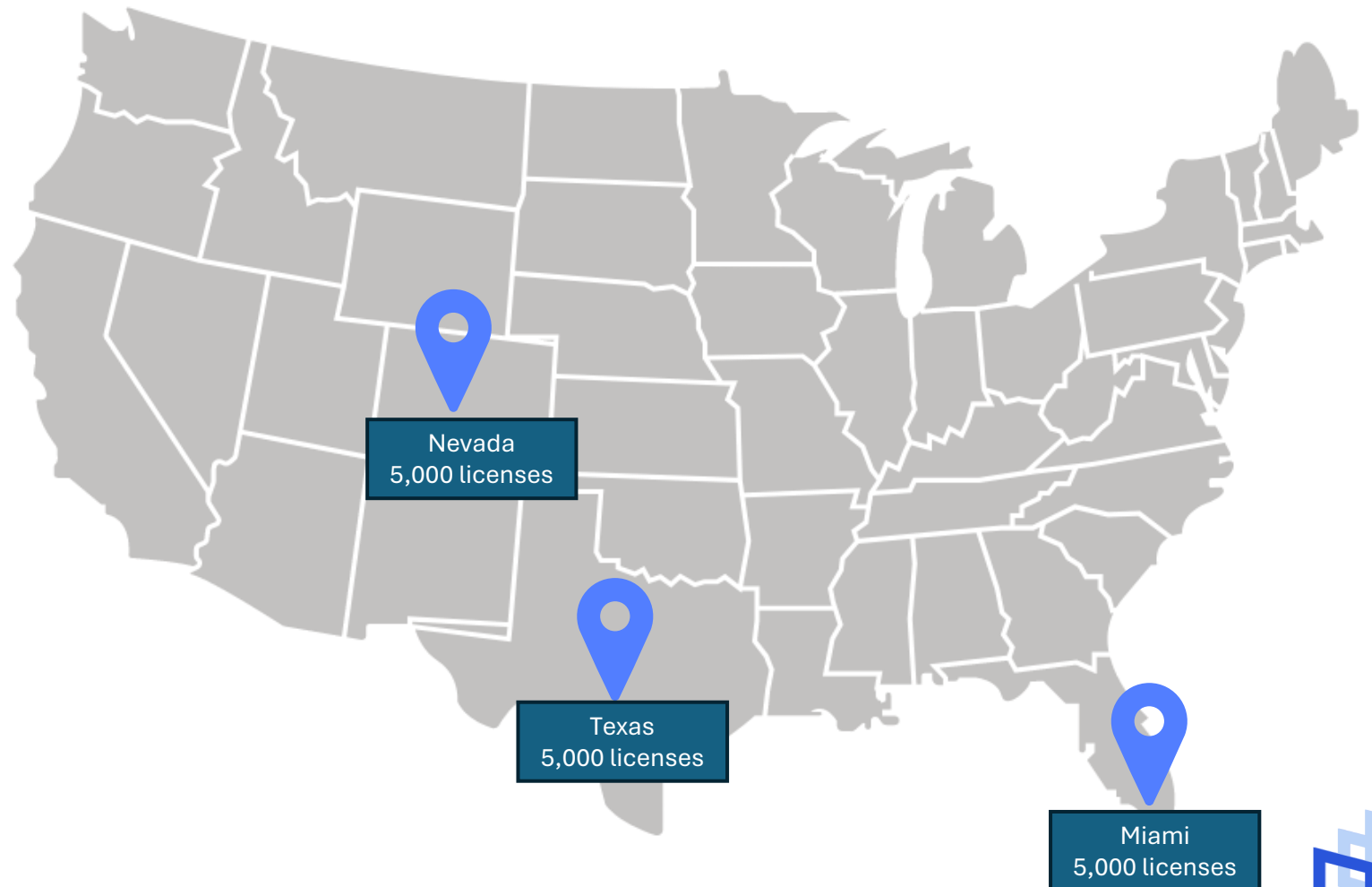
Veterans in the USA

4.2m

22% of Veterans have Service-Connected Disabilities

15,000

3Dicom Licenses for Veterans



United States Healthcare Market

Estimated **133 Million Americans** live with a chronic health condition ⁶

USD\$4.5 Trillion annual healthcare spend in 2022⁷

USD\$13,493 per capita annual healthcare spend in 2022⁷

MSRP of 3Dicom Patient is USD\$29.95 (**only 0.22% of per capita spend**).



US\$66 Billion

2021 Medical Imaging Expenditure for Employer-Insured Population⁴

80 million

CT/MRI scans per year in the U.S ⁵

80%

yet

only 25%

of patients want access to their imaging

of patients receive that access at present ⁸

US\$10 - 25

VS

US\$2

Cost to provide patient images via CD-ROM ⁹

Sharing & Storing using 3Dicom



Go To Market Strategy

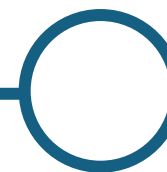
Enterprise Sales

Using an established commission-based Global Sales Partner Program, Singular Health's enterprise strategy targets high value clients such as MSOs, healthcare groups, and 3rd party developers of AI models and medical devices.

Direct to Consumer Sales

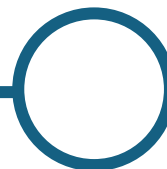
Leveraging the global scale of software, 3Dicom software is globally distributed online to individual patients, academics and practitioners.

Despite lower volumes than enterprise, faster feedback loops provide valuable insights for improved product-market fit.



Subscription Revenues

Monthly / Annual Licenses
Annual Storage Subscriptions



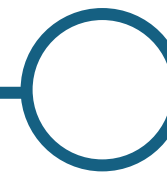
Usage-based Micro Services

Pay-per-Scan for Sharing
Pay-per-Model for AI
Pay-per-Scan Visualised*



Licensing of Core IP

Licensing of VRP IP via SDK*
Licensing of MTFP IP via API*
White-labelling of 3Dicom*



Licensing of Data Repository*

Licensing of fully consented, annotated datasets for clinical trials & AI model training data



*Revenue streams exclusive to current and prospective Enterprise Customers, i.e., Hospitals, Universities, 3Dicom x Veteran program, Managed Service Organisations, Insurance companies, 3rd party developers

Managed Service Organisations

Managed Service Organisations (MSOs) provide non-clinical administrative and management support services to medical practices, ambulatory care facilities, and healthcare providers and facilities, allowing them to focus solely on patient care.

MSO services include finding operational efficiency, providing financial management, gaining access to advanced technologies, and advising on scaling and growth.

MSOs control expenditure on behalf of insurers / payers.



12

US\$52.2 Billion

US Management Service Organisation Market, 2023¹⁰

US\$108.4 Billion

Revenue forecast in 2030¹⁰

12.96%

CAGR, 2024 - 2030¹⁰

164.7 M

Americans covered by Employer Sponsored Insurance, March 2023¹¹

\$66.19 B

spent on medical imaging by employer sponsored insurance plans in the US in 2021¹²



Developing the Future of Healthcare

Combining cutting edge AI models and large image repositories from patients, Singular Health envisions the creation of representative population health dataset.

Leveraging this dataset, aggregated 3rd party AI models, and the MFTP technology, patient's medical images could be analysed whilst in transit in the cloud between facilities, providing quantitative risk assessments, flagging potential incidental findings, and allowing for time-series comparisons.


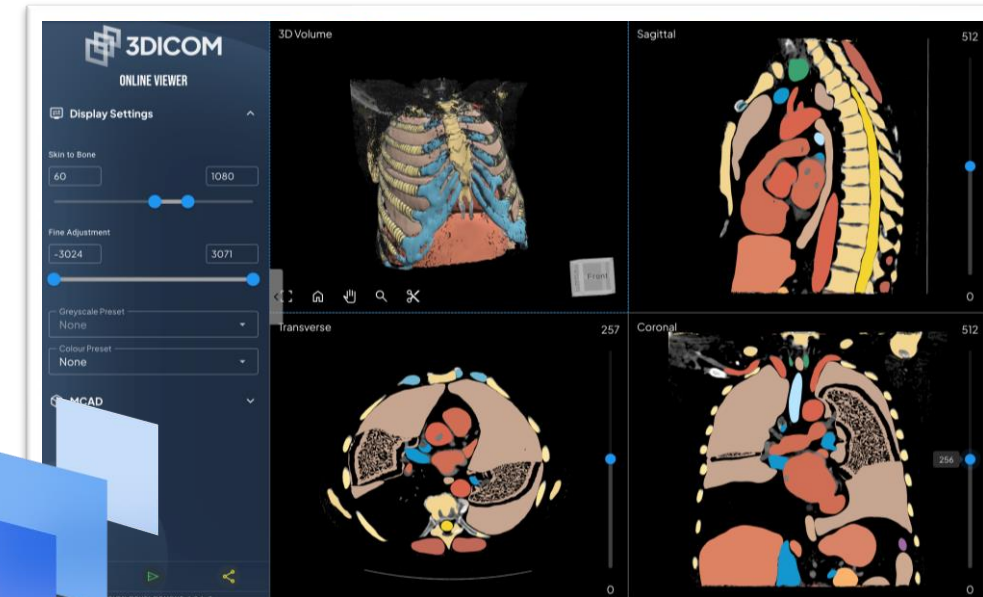


Image Repository


- ✓ Centralised archive of medical imaging data
- ✓ Safe storage and easy access to medical imaging history
- ✓ Fully consented data sets for clinical trial applications

AI-in-the-Cloud

- ✓ Quantitative evaluation of radiological images
- ✓ Rapid segmentation
- ✓ Health risk assessment



Join Us in unlocking the **Full Value** of medical images to maximise patient outcomes



Get In Touch

James Hill

Chief Operating Officer & Chief Technology Officer

E: jhill@singular.health



Sources

- (1) Ditching the disks for image sharing can yield huge savings (2021). Accessed in July 2024.
- (2) Emick, Dawn M, et al. "Repeat Imaging in Trauma Transfers: a Retrospective Analysis of Computed Tomography Scans Repeated upon Arrival to a Level I Trauma Center." The Journal of Trauma and Acute Care Surgery, U.S. National Library of Medicine, May 2012, www.ncbi.nlm.nih.gov/pubmed/22673252.
- (3) ONC 2015 Edition Health IT Adoption Reduced Duplicate Orders, <https://www.techtarget.com/searchhealthit/news/366578637/ONC-2015-Edition-Health-IT-Adoption-Reduced-Duplicate-Orders>. Accessed in July 2024.
- (4) <https://www.ncbi.nlm.nih.gov/pmc/articles/PMC10986240/>
- (5) Number of annual MRI scans (<https://www.statista.com/statistics/820927/mri-scans-number-in-us-by-facility-type/>) plus number of annual CT scans (<https://www.health.harvard.edu/cancer/radiation-risk-from-medical-imaging>)
- (6) https://www.aha.org/system/files/content/00-10/071204_H4L_FocusonWellness.pdf
- (7) <https://www.cms.gov/data-research/statistics-trends-and-reports/national-health-expenditure-data/historical#:~:text=U.S.%20health%20care%20spending%20grew,trillion%20or%20%2413%2C493%20per%20person>
- (8) Era of Change: Today's Healthcare Consumer: Ambra Health: Your Medical Imaging Cloud.
- (9) <https://www.purview.net/blog/how-providers-can-get-comfortable-charging-patients-for-copies-of-their-medical-images>
- (10) <https://www.grandviewresearch.com/industry-analysis/us-management-service-organization-market-report>
- (11) <https://www.healthsystemtracker.org/chart-collection/trends-in-employer-based-health-coverage/>
- (12) <https://academic.oup.com/healthaffairsscholar/article/2/3/qxae030/7636360>