

2024

ANNUAL REPORT

Prodigy Gold NL



ABN 58 009 127 020 ACN 009 127 020

Directors	Mr Gerard McMahon (Chairman) Mr Mark Edwards (Managing Director) Mr Brett Smith Mr Neale Edwards
Secretary	Ms Jutta Zimmermann
Auditors	BDO Audit Pty Ltd Level 9, Mia Yellagonga Tower 2 5 Spring Street PERTH WA 6000
Bankers	Australia and New Zealand Banking Group Limited Level 10, 77 St Georges Terrace PERTH WA 6000
Share Registry	Automic Group Level 5, 191 St Georges Terrace PERTH WA 6000 Telephone: 1300 288 664
Solicitors	Ward Keller Northern Territory House Level 7, 22 Mitchell Street DARWIN NT 0800 Piper Alderman Level 16, 70 Franklin Street ADELAIDE SA 5000
Stock Exchange	Australian Securities Exchange Limited ASX Code: PRX
Registered Office	Level 1, 67 Smith Street DARWIN NT 0800
Principal Place of Business	Level 1, 67 Smith Street DARWIN NT 0800 Telephone: +61 8 9423 9777 Fax: + 61 8 9423 9733
Postal Address	GPO Box 988 DARWIN NT 0801
Website	www.prodigygold.com.au
Email	admin@prodigygold.com.au

	Page
Chairman's Report	4
Managing Director's Report – Review of Operations	5
Summary of Mining Tenements and Areas of Interest	32
Directors' Report	35
Corporate Governance Statement	46
Auditor's Independence Declaration	47
Consolidated Statement of Profit or Loss and Other Comprehensive Income	50
Consolidated Statement of Financial Position	51
Consolidated Statement of Cash Flows	52
Consolidated Statement of Changes in Equity	53
Notes to the Consolidated Financial Statements	54
Directors' Declaration	71
Independent Auditor's Report to the Members	72
Additional Information for Listed Public Companies	76

Dear Shareholder,



Over the past year, Prodigy Gold continued its strategic focus on gold exploration in the Northern Territory and in particular the Tanami North Project area. Prodigy Gold had a very busy year completing drilling at the Tregony and Hyperion Deposits, including some exploration drilling at the Brokenwood and Stoney Ridge Prospects.

The successful completion of a placement to sophisticated, professional and institutional investors as well as to Company directors and the Company's largest Shareholder, APAC Resources Limited ("Placement") during May 2024, allowed for the planning and execution of exploration works on our strategically important prospects. The Company would like to thank its investors for their continued financial support and in particular APAC Resources for their contribution to the Placement.

Prodigy Gold holds its Joint Ventures in very high regard, and continues to work closely with Newmont Corporation at the Monza and Tobruk Projects, IGO at Lake Mackay and Australasian Metals at the Barrow Creek Project. These Joint Ventures are important to Prodigy Gold as they allow us to continue to focus on our high ranked exploration targets while maintaining our land position in the significantly prospective Tanami Region. This region hosts one of the world's best performing gold mines – Newmont Australia's Tanami operations as well as one of the countries largest undeveloped gold resources at Oberon.

Recognising the Company's very large tenement holding in the Tanami Region of the Northern Territory, Prodigy Gold re-negotiated the agreement with Stockton Mining now covering 23 exploration tenements and no mineral leases. This continues to be the right strategic move for the Company where we reduce holding costs while maintaining a royalty interest in the project. Prodigy Gold is working closely with Stockton Mining to complete this agreement.

The divestment of the Reynolds Range Project to iTech Energy Pty Ltd significantly reduced Prodigy Gold's holding costs while retaining an upside potential through a 1% royalty on all minerals and metals other than graphite.

Some of the highlights for the year include:

- Hyperion Resource update – representing a 96% increase in tonnes, 33% decrease in grade and 30% increase in ounces compared to the

previously released Hyperion Mineral Resource;

- Tregony Resources update – representing a 36% increase in tonnes, 4% decrease in grade and 30% increase in ounces compared to the previously released Tregony Mineral Resource;
- Buccaneer Resource update – whilst there was a reduction in the inventory the results are suitable for use in future mining studies for the Project as the optimised shells reflect suitable gold prices and uses the metallurgical details obtained from recent studies;
- Completion of NT government co-funded programs for Tregony diamond drilling and a regional ground gravity geophysical survey;
- Completion of RC drilling at the Tregony and Hyperion Deposits, including some exploration drilling south of Hyperion at Brokenwood and Stoney Ridge;
- Excellent results achieved through bench-scale metallurgical testwork for the Hyperion Deposit, returning gold recovery levels over 95%. In addition to these high Carbon-in-Leach ("CIL") recoveries, gravity gold recoveries ranged between 22% and 41%;
- Results, utilising the PhotonAssay analytical technique, provided the Company with confidence in a cost effective analytical tool to test for high-grade gold;
- Completion of the Placement raising gross proceeds of \$1.1 Million; and
- Newmont advanced exploration on our Tobruk and Monza JV titles located in close proximity to their Callie operation.

The Company has also completed and released its Environment, Social and Governance (ESG) report for the year.

It has been a challenging exploration field season this year due to the extended Northern Australian wet season and dry season wildfires, so the Board would like to thank all our dedicated staff members, for their commitment and work ethics. The flexibility of our staff ensuring the completion of programs while restrictions limited access, was inspiring.

And lastly, and importantly, the Board would like to thank our dedicated shareholders and Joint Venture partners. With our renewed focus on the development of our highly ranked assets we look forward to reporting future results and continuing the journey of discovery.

GERARD McMAHON

EXPLORATION

Review Summary

Prodigy Gold NL (“Prodigy Gold” or the “Company”) continued implementing its new strategy during the year, directing its focus to the Tanami North Project area. The Company continues to work closely with its Joint Venture partners, Newmont Exploration Pty Ltd, an indirect wholly owned subsidiary of Newmont Corporation (NYSE:NEM), IGO Limited (ASX:IGO) and Australasian Metals Limited (ASX:A8G). The Company has re-established the Tregony exploration camp as a base for all works completed in the Tanami North Project area, with drilling contractors utilising the camp over the last year during the field campaigns along with the Prodigy Gold field team.

The Company continues to actively look at ways to reduce project holding costs through the sale of exploration tenements to Stockton Mining (23 exploration tenements at the Tanami Project) and iTech Minerals (3 exploration tenements at the Reynolds Range Project), whilst retaining upside potential in the projects through royalties. Prodigy Gold is also considering ways to divest or joint venture other non-core projects, including the Lake Mackay Project and the Old Pirate Gold Deposit. Prodigy Gold and its Joint Venture partners currently hold around 24,391km² (2023: 26,360km²) of land under tenure. The area held under granted tenure is 10,111km² with 14,280km² held under application.

The 2023-2024 financial year has seen Prodigy Gold focus on updating its Mineral Resources at Hyperion, Tregony and Buccaneer. Greenfields exploration has advanced on projects like Brokenwood, which is located around 7km south of the Hyperion Mineral Resource as well as the Tanami North Project with the completion of the co-funded ground gravity program.



Figure 1 - Drill Rig set up on hole at Hyperion Project – September 2023

Land access for the reporting period was affected by significant bushfires and floods leading to extended periods of road closures. The fires occurred around the Tanami North and Twin Bonanza Projects with only limited damage reported.

During the reporting period on-ground exploration continued at the Tobruk and Monza Joint Venture (“JV”) Projects with Newmont Corporation (“Newmont”) and on Prodigy Gold’s 100% owned Tanami North Project area. While access was restricted post wet-season, it has been a very busy year with the Company drilling around 7,350m at the Tregony and Hyperion Deposits, including some exploration drilling south of Hyperion, following up on identified surface sampling targets generated at Brokenwood and Stoney Ridge. Results returned from drilling at the Tregony and Hyperion Mineral Resource areas were promising with results seen as significant for the Company in terms of both, grade and width.

Reverse Circulation (“RC”) drilling results from the Company’s 2023 drilling campaign at Tregony demonstrated the opportunity for Prodigy Gold to better understand the potential for resource growth at the Tregony Deposit, with results showing the presence of higher-grade mineralisation from the southern portion of the Deposit. This higher-grade area at Tregony will be a key area for resource development drilling, with a separate focus to look at further potential extensions to the Deposit in the northern area, based on the information gained from the new intercepts combined with the results of the detailed ground gravity program that was also completed during 2023.

Furthermore, bench-scale metallurgical testwork was undertaken for the Hyperion Deposit and used to improve the understanding of the Hyperion Mineral Resource. Results have highlighted the potential for future development of the Hyperion Deposit, with recoveries for all material types, at three different grind scenarios, returning gold recovery levels over 95%. In addition to these high carbon-in-leach (“CIL”) recoveries, gravity gold recoveries ranged between 22% and 41%¹. The testwork also highlighted the moderate consumption of cyanide to achieve these recovery levels without the use of lime.

The Tanami North Projects continue to highlight the importance of the overall Project to the Company, which now has a combined Mineral Resource inventory of over 10 million tonnes at a grade of 1.4g/t Au for 471 thousand ounces of gold².

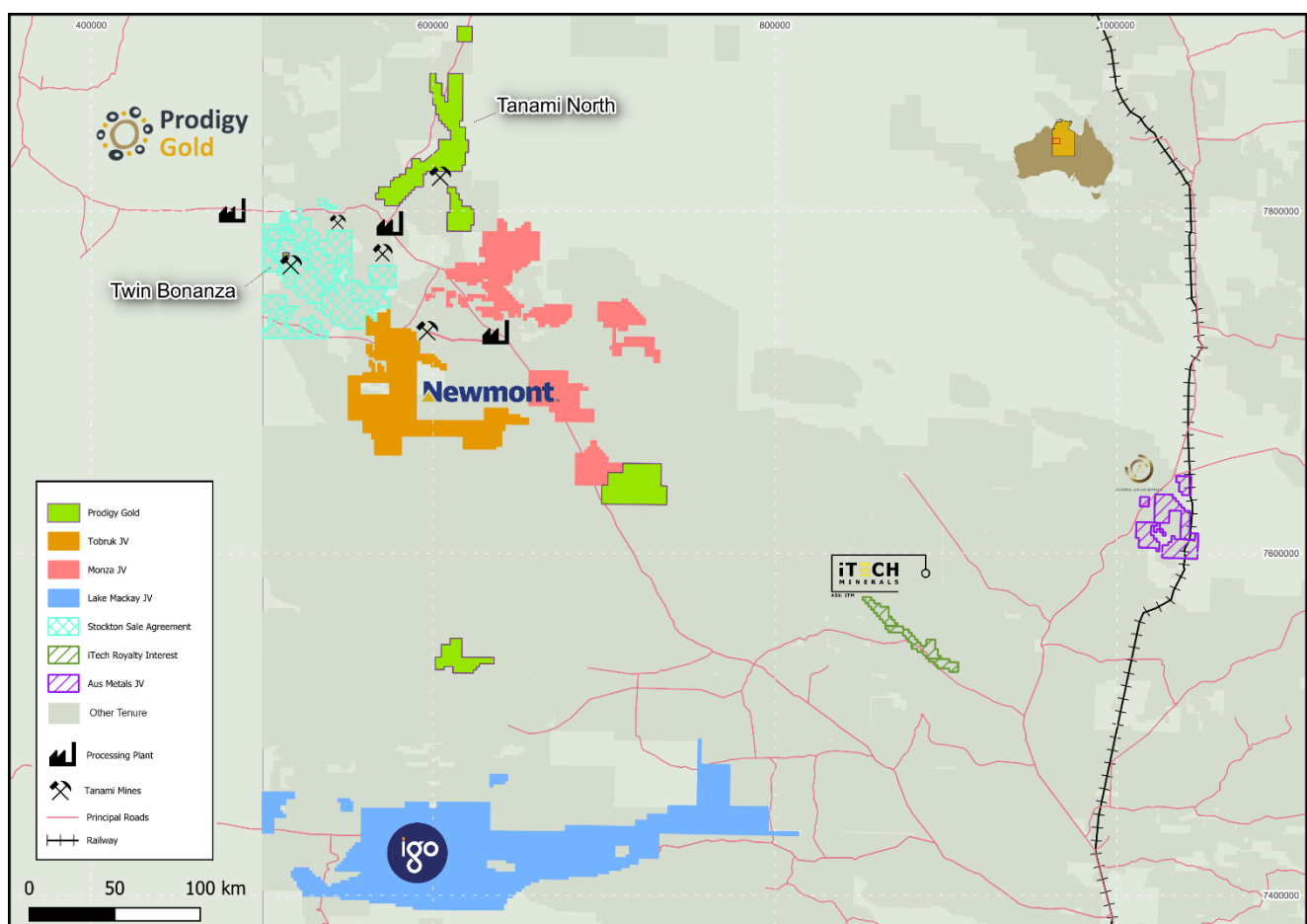


Figure 2 - Prodigy Gold Major Project Areas – June 2024

¹ ASX: 3 April 2024, 6 May 2024 & 12 June 2024

² ASX: 29 July 2024

100% PRODIGY GOLD PROJECTS

Tanami North Project Area

The Tanami North Project is underlain by sequences belonging to the favourable Tanami Group. It is poorly exposed, with the majority of the geology interpreted from regional airborne magnetic surveys and limited drilling. Localised outcrop that occurs on the Tregony Prospect has been the focus of historic exploration. This Project area is a key strategic area for Prodigy Gold to develop over the coming years with a focus on growing the mineral resource inventory around the Tregony and Hyperion Deposits and to advance some greenfield targets in close proximity to these deposits.

The Tregony and Hyperion Deposits are located within the 100% Prodigy Gold owned Tanami North Project area and are situated around the Suplejack Shear Zone ("SSZ"), which hosts several known gold mineral resources (Figure 3) such as:

- Hyperion Deposit – located approximately 18km north of Groundrush
- Tregony Deposit – located 11km to the east of the Suplejack Fault
- Groundrush Deposit³ – located 42km to the south of Tregony
- Ripcord Deposit³ – located 3km southeast of the Groundrush Deposit
- Crusade Deposit³ – located 22km to the northeast of Tregony

Work planned at the Tanami North Project over the next 2 years includes further resource drilling at Tregony and Hyperion, as well as greenfields exploration in and around these Deposits and at the Boco Prospect.

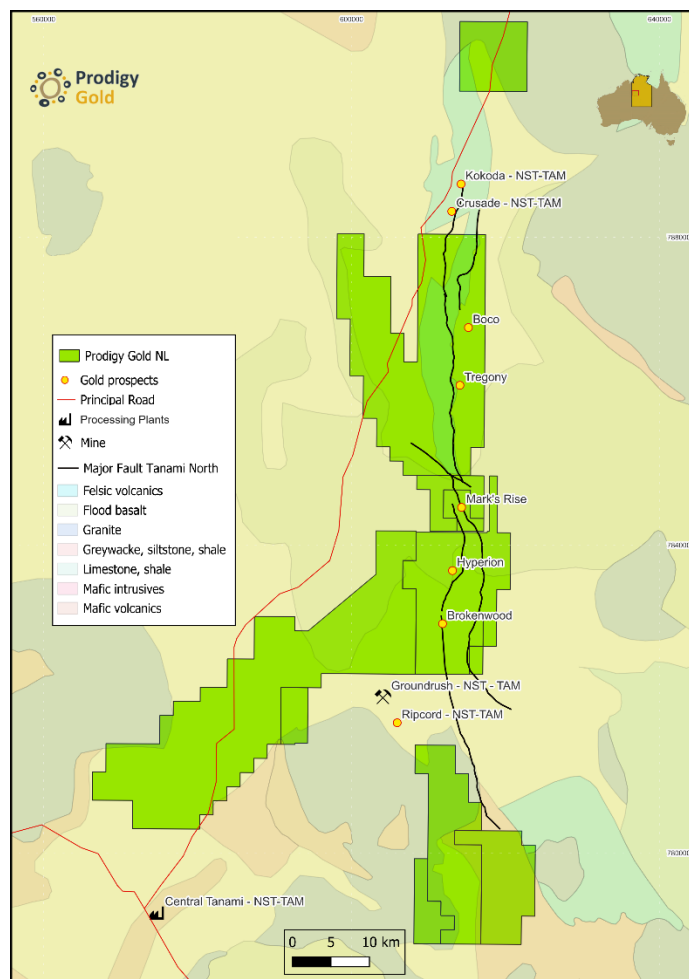


Figure 3 - Tanami North Project area

³ CTPJV – 50% Tanami Gold NL ("TAM") : 50% Northern Star Resources Limited ("NST")

Tanami North Exploration Progress

Tanami North Ground Gravity Survey

During the reporting period, the regional ground gravity survey over a large portion of the Tanami North Project area was completed⁴ and data was received. This survey is part of the second co-funded exploration program from the Round 16 Resourcing the Territory grants approved by the NT Government in May 2023⁵. The area covered by previous surface sampling and mapping programs was included in this ground gravity survey and information generated from this survey will assist with future drill planning along the Suplejack Shear Zone (SSZ) structure. A total of 1,233 new gravity stations were completed as part of this program.

This data has been reviewed by independent geophysical consultants with processed images returned to Prodigy Gold for use in future exploration planning around the project area. The improved quality of data can be seen in Figure 4 below. Additional processing of this survey with other historic data will continue over the coming year to assist with future targeting for potential mapping campaigns and drill planning.

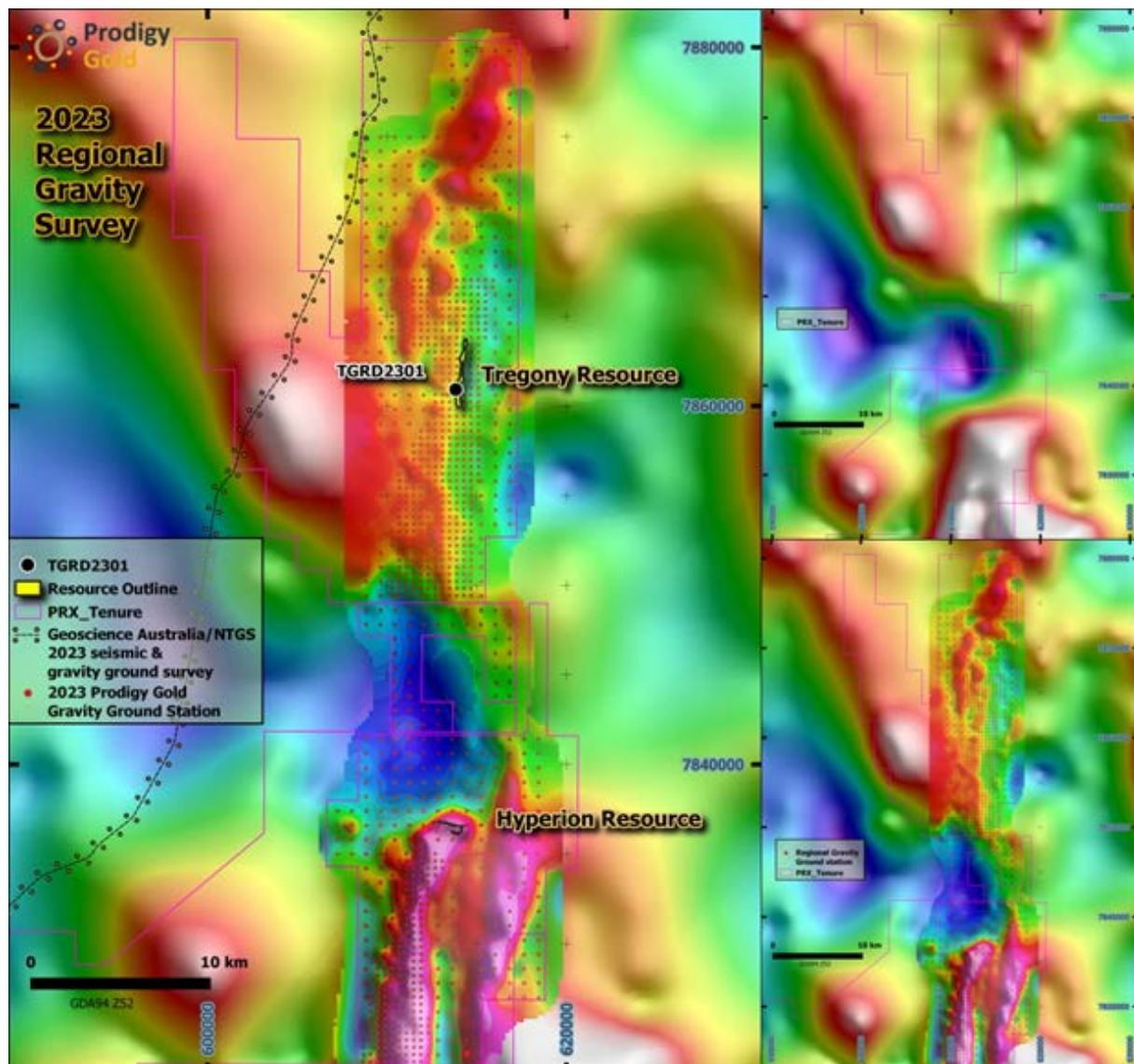


Figure 4 - Location of TGRD2301 and 2023 regional gravity survey within the Tanami North Project area with comparison of 4km spaced regional gravity data (upper right) and new gravity image (lower right)⁶.

⁴ ASX 13 September 2023

⁵ ASX: 31 May 2023

⁶ ASX: 6 November 2023

Chrysos PhotonAssay™ Results

Prodigy Gold received results of the Chrysos PhotonAssay™ (“PhotonAssay”) results for a select number of RC samples from drilling completed in 2023 at the Tregony and Hyperion Deposits as well as the Brokenwood Prospect located on the Company’s Tanami North Project.

A total of thirty-nine RC samples, all with reported grades of greater than 4g/t Au, were selected for analysis using the PhotonAssay method, with the aim to compare these results with already reported high-grade gold results returned using the Fire Assay technique.

Both the PhotonAssay and Fire Assay techniques report significant gold grades showing very good correlation between the results, with results from the samples in the range of 4-20g/t Au yielding very similar results. Interestingly, the highest-grade sample from the Tregony RC drilling reported 92.0g/t Au⁷ from Fire Assay and the PhotonAssay reported a significantly higher grade at 129.8g/t Au and the revised Fire Assay results averaged 132.5g/t Au⁸. Such variability in very high-grade gold samples is not uncommon, however the close results in the re-analysed Fire Assay compared to the PhotonAssay supports the accuracy of the new analytical technique and gives confidence in the accuracy of the high-grade results originally received and their repeatability.

This exercise provided Prodigy Gold with the confidence that the new PhotonAssay technique is an appropriate alternate analytical technique, particularly for higher-grade zones. Research, using detailed statistical tests, shows that the analysis on the 3mm product size used by PhotonAssay is similar to the traditional analysis by Fire Assay using a 50g pulverised (P₈₀ 80µm) sample, suggesting the two techniques can be used interchangeably during a drilling program⁹. Another significant advantage of the PhotonAssay method is that the process is non-destructive, meaning that the sample remains intact and can be used for further analysis if required.

Tregony Deposit

The Tregony Project is located on EL31331 in the Tanami North Project area and falls within the same regional structural trend that includes the Groundrush, Hyperion, and Crusade Deposits. The Tregony Deposit consists of shallow dipping quartz vein arrays within the Killi Killi Formation with some exceptionally high historic gold grades, including 3m @ 106.3g/t Au, 6m @ 28.7g/t Au, and 10m @ 16.2g/t Au¹⁰.

Early systematic exploration recorded over the tenement was completed by AngloGold Ashanti (“AGA”) and Acacia Resources between 1995 – 2000, following up on work (soils, rock chip and limited post hole campaigns) completed by Messenger and Dominion Mining in the early 1990’s. AGA’s strategy involved a first phase of regional soils and/or shallow VAC holes, with anomalous areas quickly followed up with a second phase of shallow RAB drilling combined with several regional stratigraphic traverses. With this strategy they discovered the Tregony Deposit and identified several other prospects that still require additional attention.

The Maiden Mineral Resource highlighted areas requiring further drilling to advance the Project, which was partially completed over the 2023 field season leading to a further Mineral Resource update reported during July 2024. The Mineral Resource was reported at a 0.6g/t Au lower cut-off¹¹:

Indicated	0.46Mt @ 1.6g/t Au for 23koz
Inferred	1.10Mt @ 1.2g/t Au for 41koz
Total Resource	1.56Mt @ 1.3g/t Au for 64koz

This represents a 36% increase in tonnes, 4% decrease in grade and 30% increase in ounces compared to the previously released Tregony Maiden Mineral Resource¹².

Tregony RC Drilling Program

The Tregony drilling campaign undertaken during the reporting period covered an area in and around the Maiden Inferred

⁷ ASX: 19 September 2023

⁸ ASX: 21 March 2024

⁹ Tremblay, Wheeler, & Oteri, 2019

¹⁰ ASX: 15 November 2021

¹¹ ASX: 3 July 2024

¹² ASX: 15 February 2023

Mineral Resource. Results were received from the 37 hole, 4,840m RC program, which was designed to improve confidence and potentially increase the metal inventory of the Maiden Tregony Mineral Resource that was released in February 2023.

The RC drilling results highlighted the potential for extension of the previous Mineral Resource, as well as areas where extension of the Mineral Resource may be limited, with results used in the updated Mineral Resource reported in July 2024. Hole TGRC23016 was drilled deeper below the Maiden Mineral Resource and has highlighted the potential for the mineralisation to continue down plunge to the north of the currently defined mineralisation.

Results for the RC holes drilled at Tregony yielded highlight intercepts of:

- 3m @ 10.7g/t Au from 84m in hole TGRC23004
 - including 1m @ 30.2g/t Au from 84m
- 6m @ 15.7g/t Au from 91m in hole TGRC23004
 - including 1m @ 92.0g/t Au from 92m
- 6m @ 12.0g/t Au from 43m in hole TGRC23008
 - including 1m @ 69.1g/t Au from 43m
- 4m @ 14.0g/t Au from 65m in hole TGRC23008
 - including 2m @ 25.8g/t Au from 65m
- 4m @ 2.1g/t Au from 44m in hole TGRC23034
- 2m @ 2.0g/t Au from 58m in hole TGRC23020
- 8m @ 1.6g/t Au from 99m in hole TGRC23038 including:
 - 1m @ 3.1g/t Au from 99m &
 - 1m @ 4.0g/t Au from 101m
- 1m @ 30.9g/t Au from 60m in hole TGRC23035

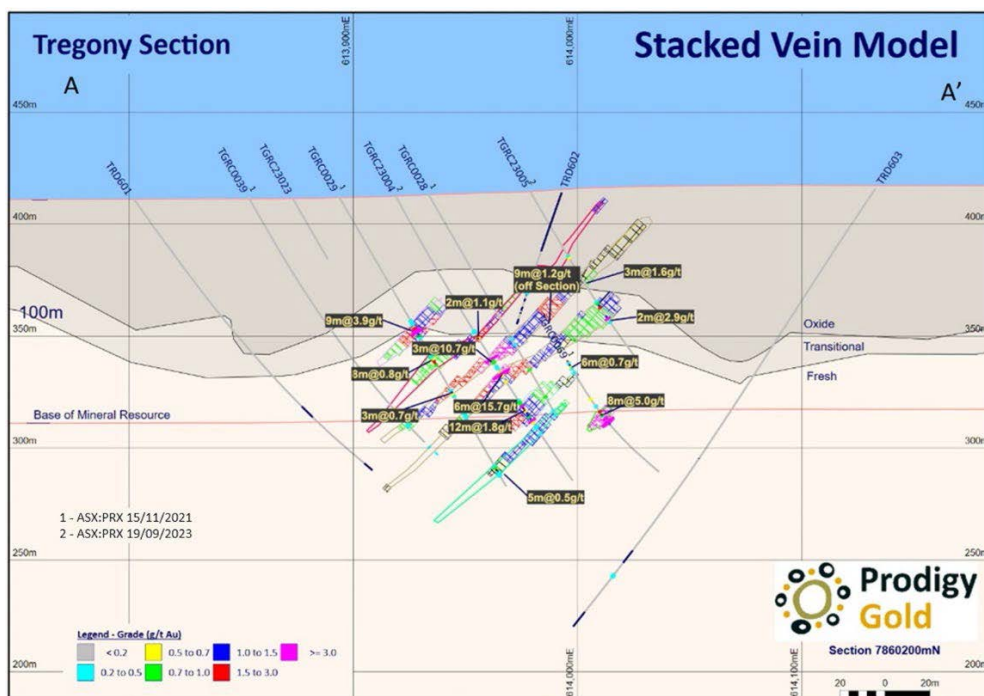


Figure 5 - Cross section through 7860200mN showing results and stacked veins of Tregony mineralisation with previously released holes¹³

¹³ ASX 15 November 2021 & 19 September 2023

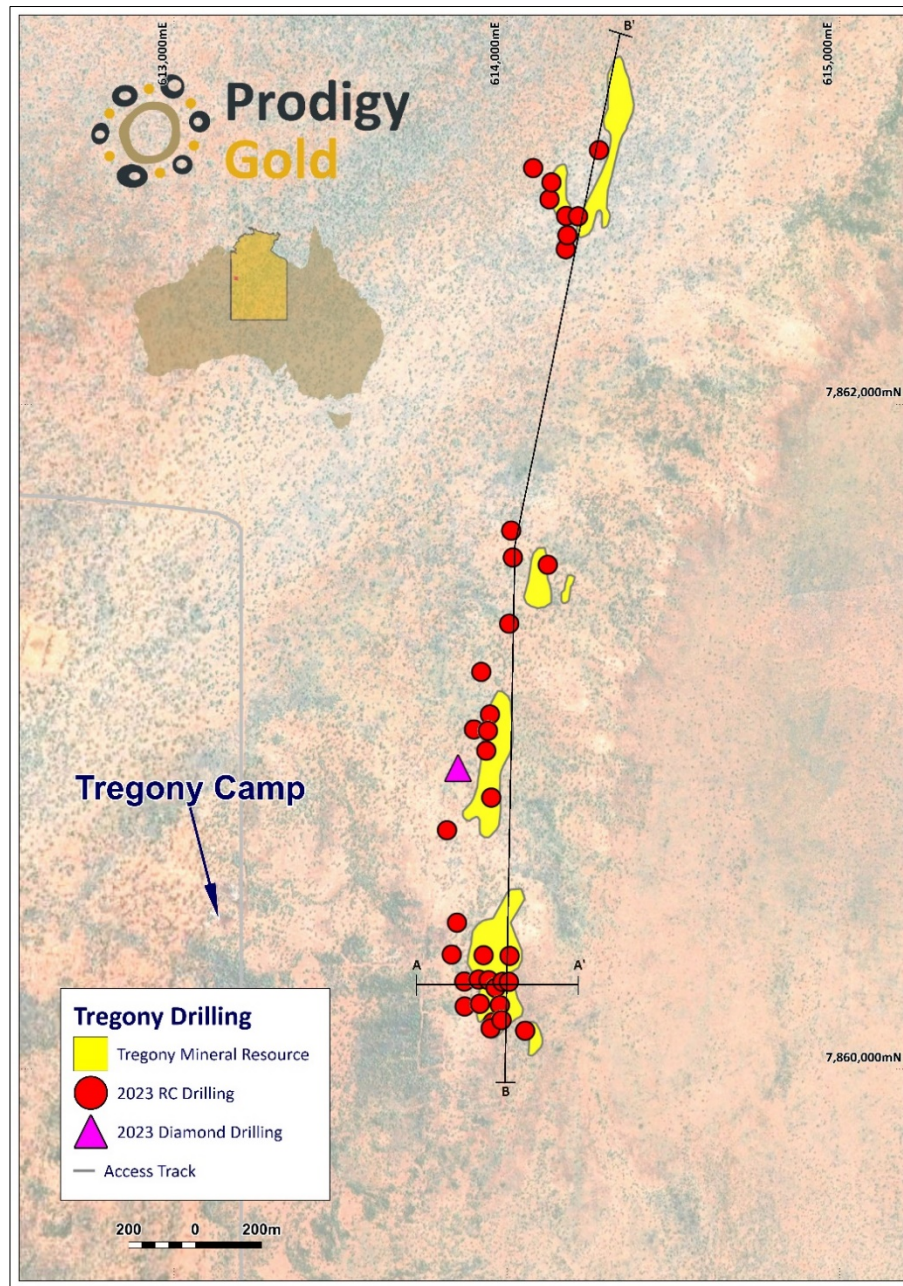


Figure 6 - Location of Tregony 2023 RC drill holes

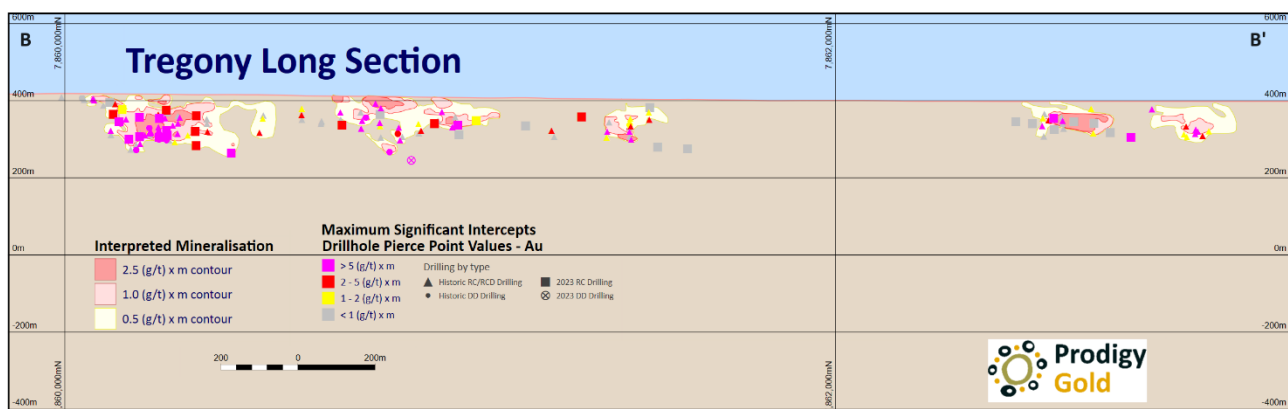


Figure 7 - Long Section looking west showing location of updated Mineral Resource outline with model holes

Tregony Diamond Drilling Program

The pre-collar for diamond hole TGRD2301 was completed to a depth of 120m during the RC program. Prodigy Gold drilled a single deep diamond hole, designed to test/extend mineralisation down dip, while also providing structural and stratigraphic context to the mineralisation at Tregony (Figure 3). This diamond hole was co-funded by the Round 16 Resourcing the Territory grants approved by the NT Government.

Results for the co-funded diamond drill hole at Tregony (TGRD2301) reported significant intercepts including¹⁴:

- 1.00m @ 2.39g/t Au from 165.00m
- 3.40m @ 4.29g/t Au from 196.60m
 - including 0.40m @ 32.90g/t Au from 196.60m
- 1.57m @ 0.84g/t Au from 237.80m

Tregony Downhole Geophysics

Prodigy Gold completed a downhole geophysical survey¹⁴ at Tregony, which demonstrated the ability to effectively characterise and measure directionality of mineralised structures in both recently completed RC and diamond drilling (Figure 6). Downhole geophysical data assists in providing a better understanding of the Tregony Deposit and the controls to mineralisation. These findings may also lead to the identification of new exploration prospects in areas adjacent to the existing Mineral Resource.

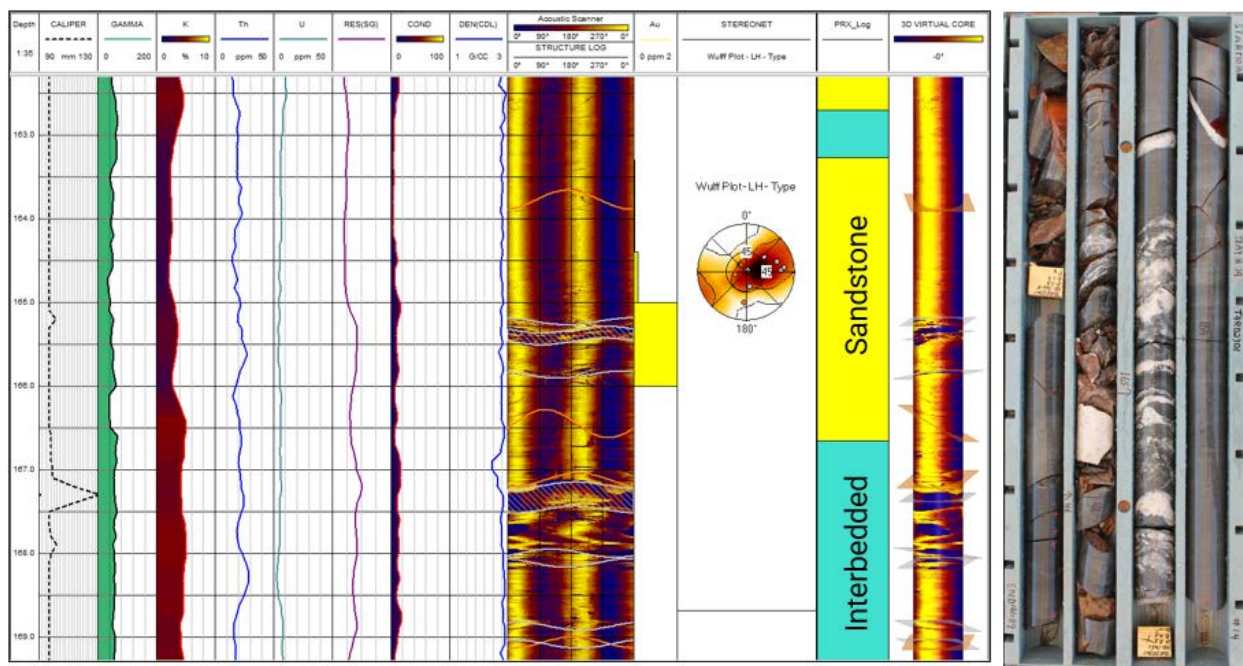


Figure 8 - Striplog section of TGRD2301 highlighting downhole rock property relationships to mineralisation;
1m @ 2.39g/t Au from 165m.

Boco North Prospect

Boco North Drilling

Results of the nine hole, 1,647m Boco North RC drilling program were released during the reporting period¹⁵ with no significant results returned for the program. This drilling was co-funded by the NT Government through the Round 15 Resourcing the Territory grant, with drilling and reporting completed in time to ensure the successful completion of the program and the co-funding to be made available.

¹⁴ ASX: 6 December 2023

¹⁵ ASX: 6 July 2023

Hyperion Deposit

The Hyperion Deposit is located on EL9250 within the Tanami North Project area. An updated Mineral Resource was reported for the Hyperion Deposit during July 2024, representing a 96% increase in tonnes, 33% decrease in grade and 30% increase in ounces when compared to the previously released Hyperion Mineral Resource.

The Hyperion Mineral Resource was reported at a 0.6g/t Au lower cut-off grade¹⁶:

Indicated	2.29Mt @ 1.7g/t Au for 122koz
Inferred	6.35Mt @ 1.4g/t Au for 285koz
Total Resource	8.64Mt @ 1.5g/t Au for 407koz

Mineralisation at the Hyperion Deposit is associated with a structural break between regional north-south trending thrust faults. At the Hyperion lodes, this is a shear zone hosted system in differentiated dolerite, typically intruded by granitic dykes. The shear zone generally trends at approximately 106 degrees and dips towards the south at 60-80 degrees. The structure is typically between 4m and 30m thick, with an average true width of approximately 10m.

It is planned to complete further RC drilling at the Hyperion Project during the FY24 period to add confidence to the current Mineral Resource estimate, as well as to provide additional material for metallurgical testwork on the Hyperion and Tethys domains of the Deposit. This will be critical information for the potential future development of the Project. Some drilling will also be used to test areas outside the current Mineral Resource.

Hyperion Mapping and Sampling

Prodigy Gold undertook a targeted rock-chip sampling campaign, which returned anomalous values $\geq 0.09\text{g/t Au}$ from 8 of 19 samples collected. It identified a new structurally controlled zone of mineralisation at the Brokenwood Prospect, which extends over approximately 130m in strike length. Results received from the program included several encouraging gold results, including¹⁷:

- HYPSS2307 – 15.27g/t Au – Stoney Ridge
- HYPSS2310 – 6.04g/t Au – Brokenwood
- HYPSS2318 – 2.24g/t Au – Brokenwood

Hyperion RC Drilling Program

During the reporting period Prodigy Gold completed 24 RC holes, totaling 2,506m of drilling at Hyperion in a two-part program. The first part was planned to improve confidence and potentially increase the metal inventory of the Hyperion Mineral Resource, which was subsequently updated in July 2024. The second part of the program was designed to follow up on successful surface sampling results, as outlined above, with focus on the Brokenwood (5 holes) and Stoney Ridge (4 holes) Prospects.

Results for this drilling campaign¹⁸ were received and reported, delivering some exciting intercepts, in particular the 40m intercept grading 6.5g/t Au at Seuss in drill hole HYRC2305A¹⁹.

All intercepts have been calculated at a lower cut-off grade of 0.5g/t Au using a minimum width of 2m and can include a maximum of 2m of contiguous lower grade material. No high-grade cuts were applied in the calculation of the reported intercepts. For grade interval calculations, the intercepts show both down hole lengths and estimated true widths that were calculated using cross-section analysis in Micromine software. Estimated true width ("ETW") have been included in the reported results.

¹⁶ ASX: 29 July 2024

¹⁷ ASX 13 September 2023

¹⁸ ASX 12 October 2023

¹⁹ ASX: 29 January 2024

Significant intercepts include the following highlights:

- Hyperion Deposit
 - 18m @ 1.3g/t Au from 39m in hole HYRC2305A – ETW 11.7m
 - 40m @ 6.5g/t Au from 60m in hole HYRC2305A (re-stated) – ETW 26.0m
 - 4m @ 3.1g/t Au from 62m in hole HYP23_068 – ETW 3.2m
- Brokenwood Prospect
 - 6m @ 8.1g/t Au from 98m in hole HYRC23010 – ETW 2.0m
 - 8m @ 1.0g/t Au from 50m in hole HYRC23006 – ETW 2.5m

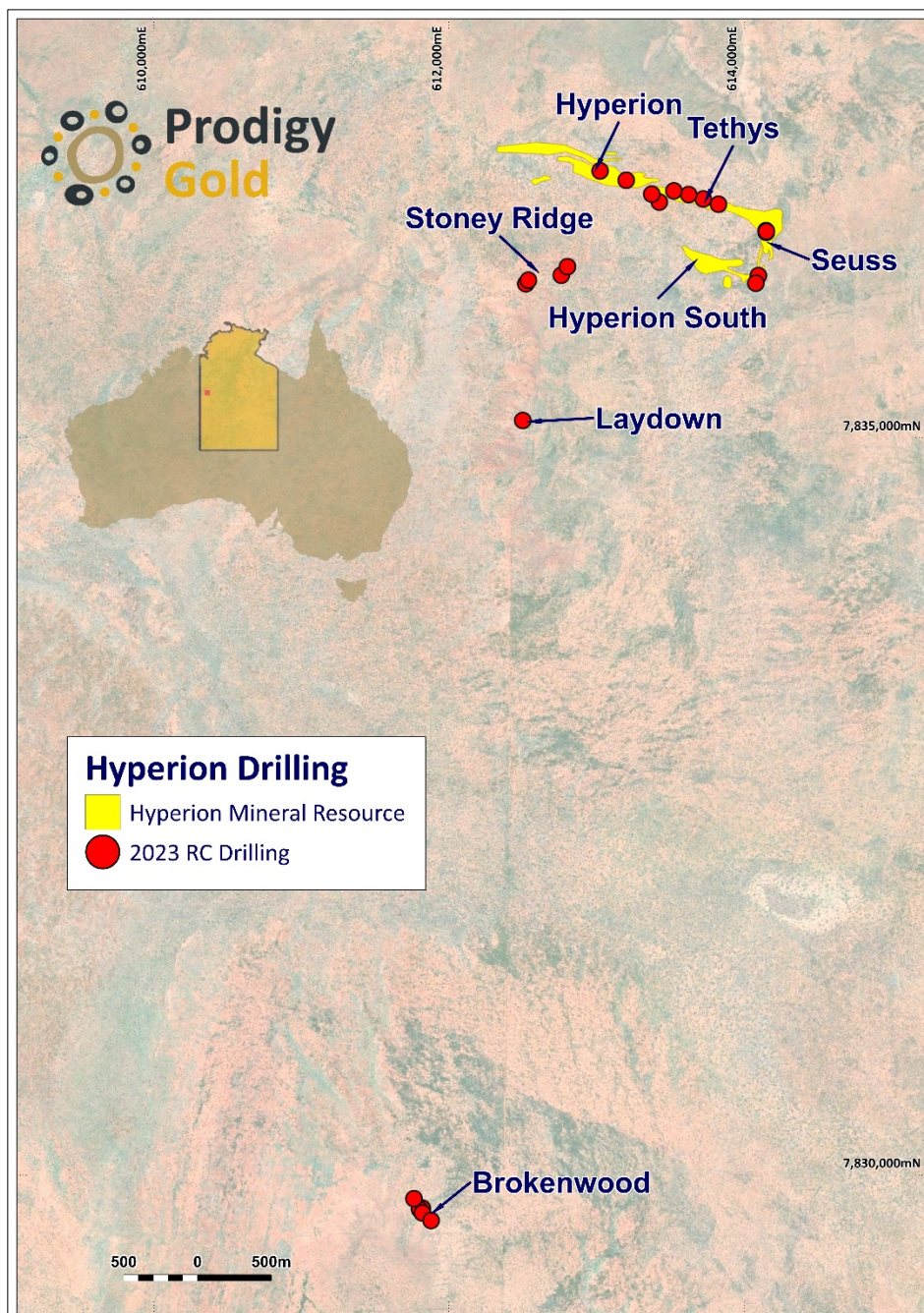


Figure 9 - Collar plan for Hyperion drill program

Hyperion Metallurgical Testwork Program

Selected Hyperion RC samples were submitted to Independent Metallurgical Operations Pty Ltd (IMO) in Perth, an independent metallurgical laboratory, to conduct sample characterisation, gravity and cyanide leach testwork on fresh, transitional and oxide material composites of the Hyperion Deposit. The purpose of this initial testwork was to assess the Hyperion Deposit's amenability to gravity and cyanide leaching through a conventional CIL type circuit across the different material composites

Results of the campaign of bench-scale metallurgical testwork²⁰ confirmed that the Hyperion samples demonstrate the presence of gravity-recoverable gold. The gold appears to be free-milling and suitable for conventional CIL gold processing. The gold head-grades were consistently higher than the interval-assayed grades, ranging from 2.74g/t Au to 15.91g/t Au, indicating the probable presence of coarse gold in the provided sample material.

The testwork completed included:

- Composite selection and characterisation:
 - Interval selection to generate three (3) composites: oxide, transitional and fresh;
 - Comprehensive head assay analysis of all 3 composites;
- Gravity testwork
- Cyanide leach optimisation testwork:
 - Grind optimisation testwork; and
 - Reagent optimisation testwork.

Table 1: Gold leaching grind optimisation testwork results

	Units	Oxide Composite			Transitional Composite			Fresh Composite		
		LT1	LT2	LT3	LT4	LT5	LT6	LT7	LT8	LT9
Grind P ₈₀	µm	150	106	75	150	106	75	150	106	75
Gravity Recovery	%	41.2%	39.3%	40.8%	22.9%	22.5%	22.0%	35.4%	34.6%	34.5%
2 Hour Recovery	%	77.4%	75.5%	80.2%	77.1%	76.9%	76.7%	73.0%	71.6%	74.4%
4 Hour Recovery	%	88.6%	86.0%	90.5%	83.0%	84.5%	84.2%	81.0%	82.6%	83.6%
8 Hour Recovery	%	96.3%	95.9%	95.8%	94.6%	92.6%	93.3%	90.7%	90.8%	91.4%
24 Hour Recovery	%	97.7%	94.0%	95.5%	94.7%	92.6%	91.2%	93.9%	93.6%	93.7%
30 Hour Recovery	%	97.4%	95.9%	97.5%	93.6%	91.5%	93.1%	97.7%	94.9%	94.6%
48 Hour Recovery	%	97.9%	97.5%	96.9%	95.4%	96.2%	95.1%	96.7%	96.8%	97.9%
Calculated Head Grade	g/t	2.67	2.81	2.69	4.01	4.06	4.16	16.49	16.87	17.00
Assayed Head Grade	g/t	2.74	2.74	2.74	4.92	4.92	4.92	15.91	15.91	15.91
Gravity Recovery	g/t	1.10	1.10	1.10	0.92	0.91	0.91	5.84	5.83	5.87
Total Gold Recovery	g/t	2.62	2.74	2.61	3.82	3.90	3.95	15.95	16.34	16.65
Residue Grade	g/t	0.06	0.07	0.08	0.19	0.16	0.20	0.54	0.53	0.35
24 Hour Cyanide Consumption	kg/t	0.74	0.80	0.90	0.74	0.74	0.80	0.50	0.62	0.56
48 Hour Cyanide Consumption	kg/t	1.01	1.01	1.10	0.98	0.95	0.98	0.70	0.70	0.73
24 Hour Lime Consumption	kg/t	0.00	0.00	0.00	0.00	0.00	0.00	0.00	0.00	0.00
48 Hour Lime Consumption	kg/t	0.00	0.00	0.00	0.00	0.00	0.00	0.00	0.00	0.00

The testwork yielded high gold recovery levels through gravity and cyanide leach testing, with overall gold recovery rates ranging from 95.1 to 97.9%, and also highlighted very favourable metallurgy with rapid leach times from a coarse grind and low reagent consumption. Prodigy Gold is planning to take additional samples from selected mineralised zones at Hyperion during the 2024 drilling campaign to allow additional testwork on the Deposit.

²⁰ ASX: 12 June 2024 & 6 May 2024 & 3 April 2024

Twin Bonanza Project

Buccaneer Mineral Resource Update

In August 2023, an updated Mineral Resource was completed on the Buccaneer Deposit. While not a large amount of new data was added to the Project since the release of the previous model in 2017, this new model has used updated mineralisation domaining, which is supported by an improved geological understanding of the Deposit. The update also incorporated results of some new diamond holes drilled in 2021. The final Mineral Resource was reported within an optimised pit shell, which resulted in an overall reduction in the size of the Deposit compared to the previously reported estimate.

The updated Mineral Resource for Buccaneer was reported at a 0.7g/t Au lower cut-off and is in the indicated and inferred categories²¹:

Indicated	3.9Mt @ 1.2g/t Au for 157koz
Inferred	5.3Mt @ 1.2g/t Au for 201koz
Total Resource	9.2Mt @ 1.2g/t Au for 359koz

The updated Mineral Resource will be used with the previously announced metallurgical testwork results and the geotechnical studies as part of a review of the Project in relation to the Old Pirate Deposit, which is located approximately 2km south-southeast of Buccaneer (Figure 10).

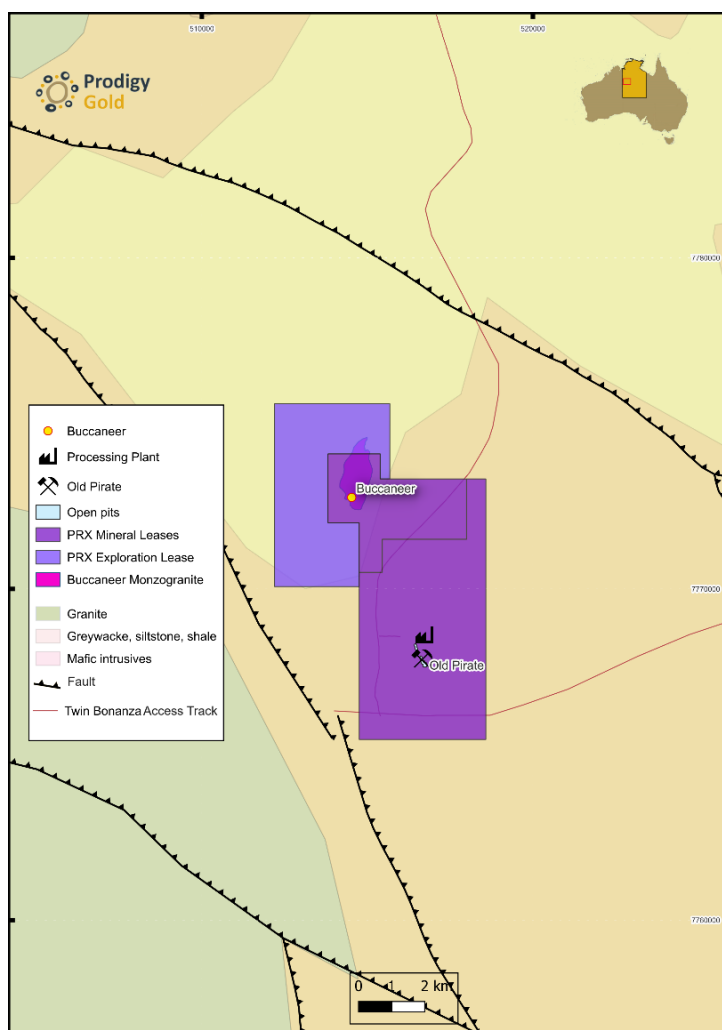


Figure 10 - Location of the Buccaneer Deposit within the Twin Bonanza Project area

²¹ ASX: 11 August 2023

Future Work planned for the 2024 Field Season:

Exploration plans

During the reporting period Prodigy Gold released an outline of the intended exploration programs for the 2024 field season²². The Company's main exploration focus remains the Tanami North Project in the Northern Territory. Updates of the Tregony and Hyperion Mineral Resource were completed during July 2024 allowing planning to continue on advancing these Deposits over the coming field season.

The Company has an exciting work program planned for the Tanami North Project area over the 2024 field season, which is expected to provide results that potentially could add to the current Mineral Resource estimates at Hyperion and Tregony. Proposed upcoming work programs include:

- Additional drilling within the Hyperion and Tregony Deposits, aiming to improve confidence in, and potentially expand the current recently updated Mineral Resources;
- Drilling at the Brokenwood (EL9250) and Boco Prospects (EL31331) based on positive results returned from recent and historic drilling activities at these Prospects;
- Further metallurgical testwork on the Hyperion Mineral Resource with drilling aimed at providing additional samples from the Hyperion lodes to support the metallurgical results returned from the holes into the Seuss lodes;
- Initiation of on-ground exploration, involving geological mapping at Mark's Rise subject to the completion of a successful on-ground clearance; and
- Detailed review of the Old Pirate Mineral Resource as part of a larger review for the Twin Bonanza Project area.

Community Engagement

In February 2024, Prodigy Gold attended a meeting at the Central Land Council ("CLC") office in Alice Springs for an "on-country" meeting with the families of the Traditional Owners that represent the Tanami North Project area. The Company reported on works completed, up-coming plans, as well as answering any questions Traditional Owners had. Discussions also included putting in place processes for additional meetings required for the granting of new Exploration Tenements.



Figure 11 - Meeting in CLC offices with Traditional Owners – February 2024

²² ASX: 12 February 2024



Figure 12: Group Photo with Traditional Owners and CLC staff at the February 2024 Meeting in Alice Springs

Prodigy staff was invited to an initial meeting with a group of Traditional Owners and representatives from the CLC to discuss the granting of three exploration licence applications - EL26627, EL32056 and EL33487 (Figure 13). The agreement negotiation process can now commence, which is required prior to the granting of the tenements.



Figure 13 - On Country meeting July 2024

JOINT VENTURE PROJECTS

Joint Venture Portfolio Overview

Project	JV Partner	JV Terms	Current Status
Lake Mackay (Cu-Au, Ni-Co and Orogenic Au potential)	IGO (IGO: ASX)	Base Metal JV IGO 70% / PRX 30%	Management with Prodigy Gold and IGO diluting. No on-ground exploration undertaken.
		Gold JV PRX 70% / IGO 30%	Management with Prodigy Gold and IGO diluting. No on-ground exploration undertaken.
	IGO (IGO: ASX) Castile Resources (CST: ASX)	Gold JV PRX 60% / IGO 26% / Castile 14%	Management with Prodigy Gold and IGO and Castile diluting. No on-ground exploration undertaken.
Monza Gold Project	Newmont Exploration Pty Ltd, an indirect, wholly owned subsidiary of Newmont Corporation (NEM. NYSE)	Newmont has the option to spend \$6M to earn up to 51% / additional 29% on a decision to mine	Agreement signed in November 2021. Surface geochemical survey, Horizontal to Vertical component Spectral Ratio ("HVSr") passive seismic survey and detailed ground gravity survey were undertaken
Tobruk Gold Project		Newmont has the option to complete \$12M in-ground earn-in to 70% / \$2.5M cash + financing option for an additional 5% interest	Agreement signed in May 2019. Surface geochemical survey, Horizontal to Vertical component Spectral Ratio ("HVSr") passive seismic survey, depth to feature modelling, rock chip sampling and infill surface geochemical surveying were undertaken.
Barrow Creek Project	Australasian Metals Limited (ASX: A8G)	Cash consideration of \$150,000 for 90%. PRX free carried until completion of a PFS	No on-ground exploration was undertaken.
Tanami exploration ground	Stockton Mining Limited (Public company)	Cash consideration of \$400,000 for 23 exploration tenements / Share consideration / NSR 0.5% for gold and silver over all, other than one tenement	New agreement signed on 30 November 2023 returning the Old Pirate Mineral Lease to Prodigy Gold. Completion is subject to the satisfaction of various conditions precedent some of which remain outstanding but are progressing.
Reynold Range Project	iTech Energy Pty Ltd / subsidiary of Itch Minerals Ltd (ASX: ITM)	Cash consideration of \$100,000 and 1% royalty over all metallic product recovered other than graphite	Agreement signed 23 February 2024 and completed during August 2024.

Lake Mackay JV Project

Project Background

The Lake Mackay Project is located 400km northwest of Alice Springs, adjacent to the Western Australian border, and has consolidated tenure over the favourable Proterozoic margin between the Aileron and Warumpi Provinces. This area is characterised by a continent-scale geophysical gravity ridge and the Central Australian Suture. The JV partners have previously demonstrated the emerging potential of the province to host multiple styles of precious and base metal mineralisation.

IGO Limited (“IGO”) commenced activity on the Lake Mackay JV area in 2013. Systematic exploration led to the discovery of gold and base metal mineralisation at Bumblebee in 2015 and Grapple in 2016. Diamond drilling of Grapple in 2017 defined gold and copper mineralisation over 800m of plunge including a result of 11m @ 7.9g/t Au, 20.7g/t Ag, 0.8% Cu, 0.5% Pb, 1.1% Zn & 0.1% Co in 17GRDD001²³. Subsequent drilling discovered high-grade base metal mineralisation at the Phreaker Prospect, and bedrock gold mineralisation in RC drilling, including at the Arcee Prospect - 12m @ 3.5g/t Au²⁴, and Goldbug Prospect - 16m @ 1.15g/t Au and 4m @ 1.54g/t Au²⁵.

Lake Mackay JV (IGO and IGO/Castile) – Agreement Status

During May 2022 IGO and Prodigy Gold executed a deed of excision, transfer and amendment (“Deed”) in relation to the Lake Mackay Agreement. There are now three unincorporated exploration Joint Ventures (“JV”) agreements covering the Lake Mackay Project²⁶:

Lake Mackay Gold JV Agreement – covering most of the Gold Tenements (Prodigy Gold 70% / IGO 30%)

- currently covers tenements EL25146, EL31234 and ELA31913 (“Gold Tenements”)

Castile JV Agreement – covering Gold Tenement EL31794

- Prodigy Gold holds a 60% interest, IGO a 26% interest and Castile a 14% interest in the tenement.

Lake Mackay JV Agreement – covering 14 Base Metal Tenements (IGO 70% / Prodigy Gold 30%)

IGO is currently diluting rather than contributing to exploration programs on all three projects, which changes the ownership percentages noted above immaterially.

Lake Mackay Exploration Progress

No on-ground exploration works were completed on the Lake Mackay Project area during the reporting period.

Lake Mackay JV's – Rehabilitation Status

Rehabilitation work was completed at Lake Mackay with the exception of two holes, which were left open as a future water source. Rehabilitation reporting was completed during the reporting period with an assessment of the Department of Environment, Parks and Water Security (DEPAWS) pending.

Future Work

Any future works on the JV Projects will require a new Mine Management Plan to be submitted and approved by the NT DEPAWS. Clearances from the Traditional Owners through the Central Land Council will also be required.

It is unlikely that Prodigy Gold will undertake any on-ground exploration on the Project during the 2024 exploration field season due to it's focus on the Tanami North Project area.

IGO are running a dataroom to establish if there are other parties interested in a joint venture or acquisition of the Project.

²³ ASX: 18 September 2017

²⁴ ASX: 16 October 2019

²⁵ ASX: 18 January 2021

²⁶ ASX: 18 May 2022

Tobruk and Monza JV's (Newmont)

Prodigy Gold has two unincorporated JV's with Newmont Exploration Pty Ltd, an indirect, wholly owned subsidiary of Newmont Corporation ("Newmont"), over the Tanami Region in the Northern Territory (Figure 14), namely the Tobruk and Monza JV's.

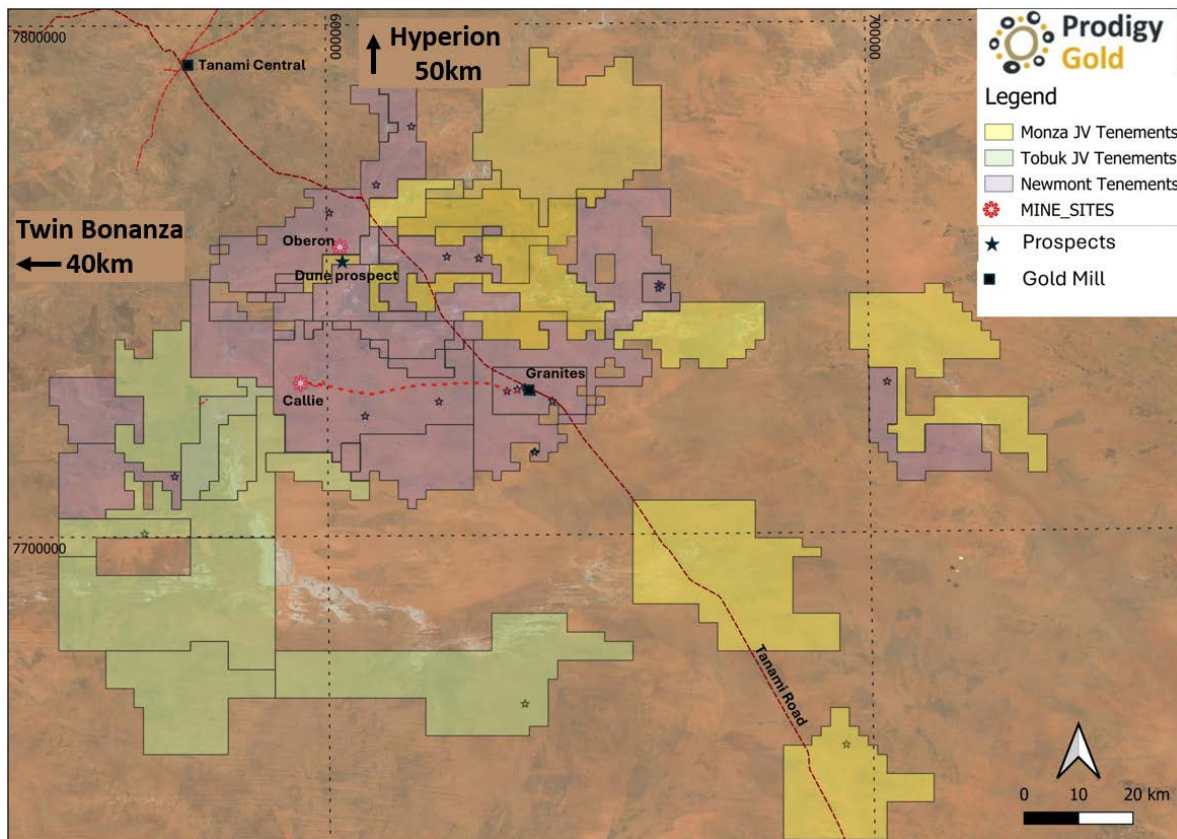


Figure 14 - Location of Newmont JV Projects

Tobruk

Tobruk Agreement

In May 2019 Prodigy Gold signed a A\$14.5M Exploration Farm-in and Joint Venture Agreement ("Agreement") with Newmont²⁷. Under the Agreement, Newmont can earn up to a 70% interest in the Tobruk Project over two phases. The first phase is to earn a 51% interest by spending \$6M on exploration and the second phase by spending an additional \$6M or defining a 500Koz Mineral Resource. The Agreement includes a total of A\$2.5M cash payments to Prodigy Gold (with A\$1M being contingent on Newmont Exploration electing to proceed to phase 2 of the earn-in). Newmont met its minimum expenditure commitment of \$2.5M within the specified four-year timeframe during the reporting period.

The Agreement currently covers six of the Company's granted tenements and three tenement applications, to the west of Newmont's Tanami Operations, which includes the Callie underground mine and Granites processing facility.

Tobruk Project Background

The Tobruk Project is interpreted to have occurrences of the similar prospective lithologies to those that host Newmont's Callie Gold Deposit and several other significant deposits including Groundrush and Oberon. The Tobruk Project's potential is further enhanced by having analogous structural setting to known Tanami deposits including tightly folded stratigraphy, Trans-Tanami parallel faults and drill defined anomalous geochemistry positioned on the margins of magnetic features.

²⁷ ASX: 16 May 2019

Tobruk Exploration Progress

- Results from surface sampling completed in the previous financial year observed low-level anomalism at Tobruk.
- Results from the surface geochemical survey, which employed Newmont's exclusive Deep Sensing Geochemistry (DSG) technique, conducted in the third quarter of 2023 were received in the first quarter of 2024. A number of low-level anomalous responses were observed in the Project area.
- Results for the depth modelling carried out by consultant Resource Potentials for the horizontal to vertical spectral ratio (HVSr) passive seismic survey completed in the September 2023 quarter were received during the March 2024 quarter. The passive seismic survey data is being used to model the depth to transported cover and bedrock across the Project and remains in progress at the end of the June 2024. Initial indications are that the modelled cover depth when compared to the logged cover thickness from historical drilling appear to correlate well.
- Results were received for the detailed ground gravity program conducted by Daishsat Geodetic Surveyors during the September 2023 quarter over Newmont's 100% tenure with a small portion of the survey extending onto the Tobruk Project area. A total of 446 gravity readings were collected over the Tobruk Project areas at a spacing of 50m x 50m, with the Bouguer Anomaly and residual gravity maps being produced from this gravity data.
- Four rock chip samples were collected on EL29832 during Q3 2023, and results did not return any significant values.
- Newmont worked with the Central Land Council and Department regulators on exploration work programs to obtain and confirm approvals for planned works over the 2024 field season.

Monza

Monza Agreement

During November 2021²⁸, Newmont and Prodigy Gold signed a binding Exploration and Farm-in and Joint Venture Agreement ("Agreement") to advance exploration at the Monza Project located in the Northern Territory (the "Monza Project").

Under the Agreement, Newmont can earn an initial 51% interest in the Monza Project by either incurring expenditure of A\$6,000,000 or defining a JORC 2012 Inferred Mineral Resource. If the JV elects to proceed with the development of a mining operation, Newmont will automatically earn an additional 29% interest in the Monza Project. Following Newmont earning a 80% interest, Prodigy Gold may elect to bring Newmont's interest in the JV to 85% with Newmont funding Prodigy Gold's share of future JV costs (including feasibility study costs) until the commencement of commercial production, co-fund all future exploration and development or dilute its interest in the Monza Project.

The Agreement now covers eight of the Company's granted tenements and five tenement applications, within close vicinity of Newmont's recently updated Oberon Mineral Resource Resource, which "*as of February 2024, contains a measured, indicated and inferred resource totalling 2.7 Moz of gold*"²⁹.

During the reporting period, Newmont exercised its contractual right to relinquish its earn-in interest in five exploration licences that form part of the Project. These exploration licenses have been relinquished by Prodigy Gold.

Monza Project Background

The Monza Project includes over 3,000km² of exploration licences and applications in the Tanami Region of the Northern Territory along strike of and containing structures parallel to, the Trans-Tanami Fault trend. Previous exploration has primarily included soil sampling and patchy reconnaissance drilling with 10 of the tenements in the Monza Project having no previous drilling in the last 20 years.

Monza Exploration Progress

- Newmont completed its surface geochemical and passive seismic surveys at the Monza Project with 1,238 survey points collected during the reporting period.

²⁸ ASX: 30 November 2021

²⁹ Crawford, Thedaud, Masurel, & Maidment, 2024

- Results for the surface geochemical survey, utilising Newmont's DSG technique completed during the June and September 2023 quarters, were received during the March 2024 quarter. An elevated response was observed in the central project area and a number of anomalous responses were also observed across the Project.
- Newmont undertook a horizontal to vertical spectral ratio (HVSr) passive seismic survey completed during the June and September 2023 quarters are pending. Results for the depth to feature modelling on the HVSr data carried out by consultant Resource Potentials were received and the interpretation of results is in progress.
- Four rock chip samples were collected during Q3 2023 across the Project. The rock chip sample results did not return any significant values.
- At the end of June 2024 a HVSr passive seismic survey is in progress.
- The surface geochemical survey at the Dune Prospect commenced in June 2024 and was in progress at the end of the reporting period. A total of 221 survey points from a proposed 756 sample points were collected at various spacing, ranging from 500m x 500m to 50m x 400m at selected locations.

Future Work

Future works plan for the Monza and Tobruk JV Projects include:

- Additional surface geochemical sampling and HVSr passive seismic surveying of specific targets.
- A ground gravity and airborne magnetic survey are proposed for the September 2024 quarter. These surveys are primarily on Newmont's 100% tenure with a small portion of the surveys extending onto the Tobruk Project area.
- Newmont continues to work with the Central Land Council and Department regulators on exploration work programs to obtain and confirm approvals for planned exploration programs for the 2024 field season.

Barrow Creek JV (Australasian Metals) - 10% Prodigy Gold

Prodigy Gold finalised the sale of 90% of the Barrow Creek Project to Australasian Metals (A8G)³⁰ in January 2022.

No work was completed on the Barrow Creek Project during the reporting period as Australasia Metals were focused on drilling their Mt Peake Lithium Project, located to the west of the Barrow Creek JV land position.

Reynolds Range Divestment (iTech Energy)

In February 2024, Prodigy Gold announced the execution of two binding Tenement Sale and Purchase Agreements (SPA) with iTech Energy Pty Ltd ("iTech"), iTech Energy Pty Ltd is a wholly owned subsidiary of iTech Minerals Ltd (ASX: ITM), to acquire 100% of Prodigy Gold's interest in three tenements in the Reynolds Range area³¹. This sale was completed during August 2024 with the Company receiving a total consideration of \$100,000 for the SPA's. Furthermore, Prodigy Gold will receive a 1% royalty on any mineral or metallic product recovered from a mining area, excluding graphite.

Old Pirate Project and Tanami Exploration Project

During the reporting period, Prodigy Gold re-negotiated the previously announced³² agreement with Stockton Mining Ltd ("Stockton") for the divestment of the Company's Old Pirate Gold Project and 23 surrounding exploration tenements ("Old Pirate Agreement"). It had become apparent to the Company and Stockton that various conditions precedent (including those outside of the control of the parties) relating to the Old Pirate Agreement could not be satisfied by the specified "End Date" of 30 November 2023. The Company and Stockton mutually agreed to terminate the Old Pirate Agreement and entered into a new agreement ("New Agreement")³³ limited to the 23 exploration tenements returning the Old Pirate mineral lease (ML33459) to Prodigy Gold.

³⁰ ASX: 12 January 2022

³¹ ASX: 23 February 2024

³² ASX: 29 April 2022

³³ ASX: 30 November 2023

Material terms of the New Agreement include:

- Completion end date of 30 October 2024
- Cash consideration of \$400,000
- Consideration shares equal to 5% of the issued capital
- NSR royalty over all exploration tenements (excluding) for gold and silver production at a rate of 0.5%

Completion of the New Agreement remains subject to government and semi-government agencies approvals and various other CP's the responsibility of Stockton.

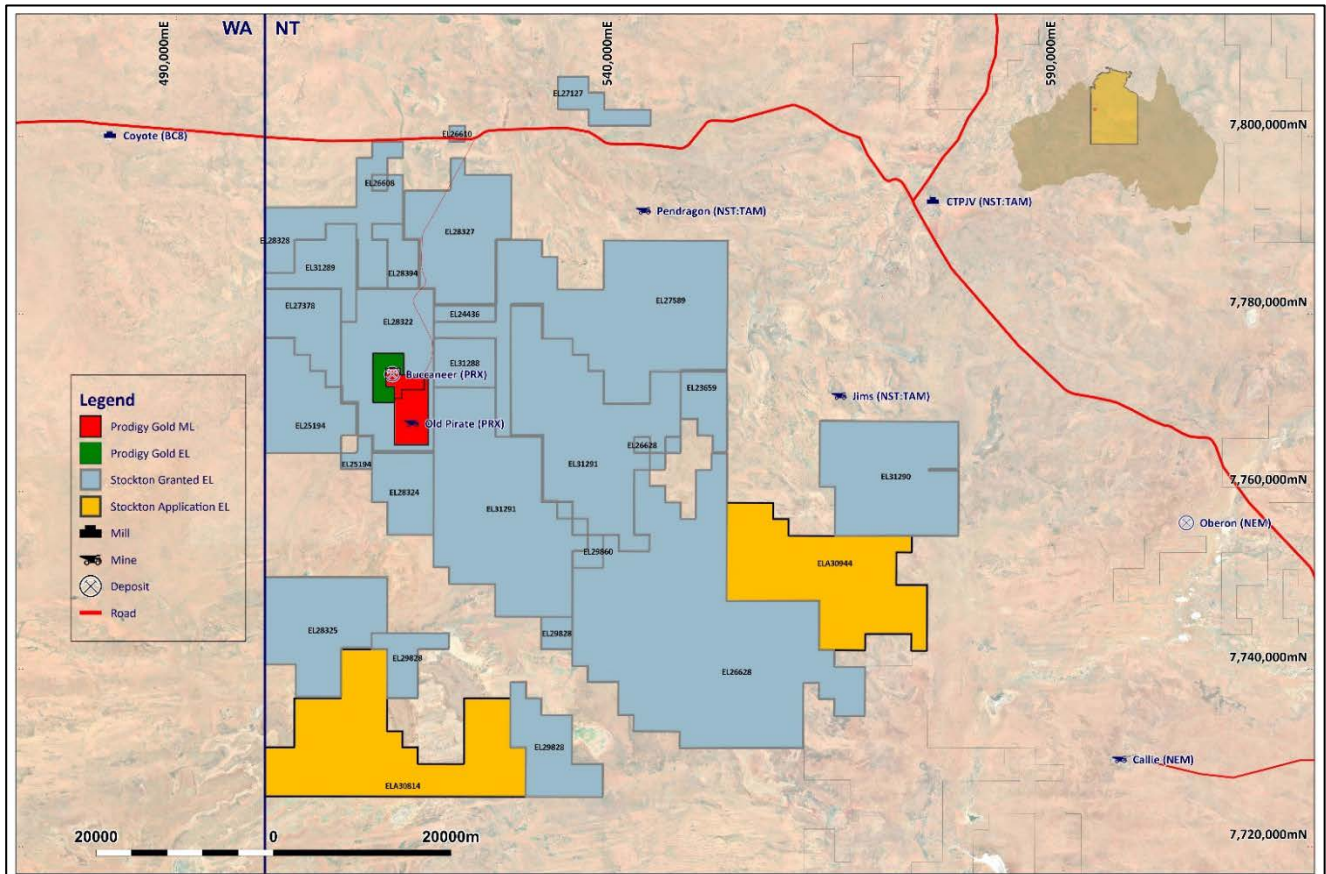


Figure 15 - Stockton Sales tenements including Prodigy Gold Twin Bonanza Project tenements

MINERAL RESOURCES

Prodigy Gold's Mineral Resources for 19 August 2024 are summarised below. See the 2024 Annual Mineral Resource Statement³⁴ and the individual announcements referenced below for additional information. Prodigy Gold's Mineral Resource governance includes systems and procedures that ensure:

- The Company's Mineral Resource estimates are reported in accordance with the 2012 Edition of the Australasian Code for Reporting of Exploration Results, Mineral Resources and Ore Reserves (the "2012 JORC Code") and are based on documentation compiled by a Competent Person as defined by the 2012 JORC Code.
- Competent Persons prepare and provide Prodigy Gold with the supporting documentation for each estimate, and before being reported to the Board, estimates are either reviewed by Prodigy Gold senior technical staff or by a suitably qualified external reviewer.
- Any material changes or updates to estimates are reviewed and approved by the Prodigy Gold's Board before being promptly announced to the market.

Consolidated Resource Summary

Table 2 Prodigy Gold Mineral Resource Summary as at 19 August 2024.

Consolidated Resource			Indicated			Inferred			Total		
Project	Date	Cut-off (g/t Au)	Tonnes (Mt)	Grade (g/t Au)	Metal (Koz)	Tonnes (Mt)	Grade (g/t Au)	Metal (Koz)	Tonnes (Mt)	Grade (g/t Au)	Metal (Koz)
Tanami North Project											
Tregony	Jul-24	0.6	0.5	1.6	23	1.1	1.2	41	1.6	1.3	64
Hyperion	Jul-24	0.6	2.3	1.7	122	6.3	1.4	285	8.6	1.5	407
Sub-Total			2.8	1.6	145	7.4	1.4	326	10.2	1.4	471
Twin Bonanza Project											
Buccaneer	Aug-23	0.7	3.9	1.2	157	5.3	1.2	201	9.2	1.2	359
Old Pirate	Aug-16	1.0	0.04	4.7	6	0.8	4.5	109	0.8	4.5	115
Sub-Total			4.0	1.3	163	6.0	1.6	310	10.0	1.5	474
Total Resource			6.7	1.4	308	13.5	1.5	636	20.2	1.5	945

Notes for Mineral Resource:

- All Mineral Resources are completed in accordance with the JORC Code 2012 edition.
- All figures are rounded to reflect appropriate levels of confidence, differences may occur due to this rounding.
- Tonnes are reported as dry metric tonnes with all projects owned 100% by Prodigy Gold and no Mineral Reserves reported for any project.
- All Resources are reported at various cut-off grades depending on their location, cost assumptions and how they were reported at the time of reporting.
 - Hyperion Mineral Resources are determined by cutting all Mineral Resources to 180m below surface. The 180m depth was used to define the Mineral Resource due to being the approximate depth of previously optimised pits.
 - Tregony Mineral Resources are determined by cutting all Mineral Resources to 100m below surface. The 100m depth was used to define the Mineral Resource due to being the approximate depth of previously optimised pits.
 - Buccaneer Mineral Resources are determined using an optimised pit shell with these parameters:
 - Gold price of A\$2,960/oz which represents a 120% factoring of the 3-year forecast of gold price based on data from the Energy & Metals Consensus Forecast at US\$1,832/oz and exchange rate of \$0.74 (Consensus Economics Inc, 2023). Mining, processing and G&A costs of around \$56/ore tonne mined. Pit wall angles at Buccaneer 45° in oxide and 39° (from vertical) in fresh and transitional are based on geotechnical work completed on the 2021 diamond drilling.
 - Recoveries have been used specific for each project of;
 - Buccaneer – 95.1% for oxide, 96.7% transitional and 84.6% for fresh based on metallurgical testwork completed by metallurgical consultants IMO Pty Ltd in 2023³⁵
 - Tregony - 95% for oxide and 90% for transitional and fresh based on historic metallurgical testwork performed by Metcom Laboratories for Acacia Resources (Rayer, 1997)
 - Hyperion - 95% for oxide transitional and fresh based on new metallurgical testwork performed at Hyperion by IMO Pty Ltd and reported in 2024³⁶.

³⁴ ASX: 19 August 2024

³⁵ ASX: 10 March 2023

³⁶ ASX: 12 June 2024

Cut-off grade consideration

For Hyperion and Tregony the reporting cut-off parameters were selected based on calculated economic cut-off grades for oxide, transitional and fresh – an overall cut-off grade of 0.6g/t Au has been selected as a close proximity to those calculated (0.58g/t Au for Hyperion and between 0.58g/t Au and 0.61g/t Au for Tregony). The lower cut-off grade is based on a gold price of AUD\$3,180/oz (or \$101.25/gm), which represents the 3-year forecast of gold at US\$2,258/oz and exchange rate of \$0.71 – (Consensus Economics Inc, 2024). Total mining and processing costs of \$56/ore tonne was used (consistent with the latest Prodigy Gold Annual Mineral Resource Statement)³⁷. The cut-off parameter used for the Buccaneer and Old Pirate Deposits remains consistent with what was used in the 2023 Mineral Resource Statement at 0.7g/t Au and 1.0g/t Au respectively.

Prodigy Gold believes the use cut-off grades of 1.0g/t Au for Old Pirate, 0.7g/t Au for the Buccaneer and 0.6g/t Au for the Tregony and Hyperion Deposits as reported are appropriate and could potentially be extracted through selective open pit mining and processing through a conventional carbon in leach (“CIL”) plant. The cut-off grades reflect the current spot gold price consistent with industry reporting practices.

Tregony Mineral Resource

Table 3 – Tregony Mineral Resource Estimate

Tregony Gold Deposit - Mineral Resource Estimate July -2024									
Material Type	Indicated			Inferred			Total		
	Tonnes (Mt)	Grade (g/t Au)	Metal (Koz)	Tonnes (Mt)	Grade (g/t Au)	Metal (Koz)	Tonnes (Mt)	Grade (g/t Au)	Metal (Koz)
Oxidised	0.12	1.5	6	0.59	1.2	22	0.70	1.2	28
Transitional	0.14	1.5	7	0.32	1.2	12	0.46	1.3	18
Fresh	0.21	1.6	11	0.19	1.1	7	0.40	1.4	18
Total	0.46	1.6	23	1.10	1.2	41	1.56	1.3	64

Note: Reported above 0.6g/t Au cut-off. Totals may vary due to rounding. The above Mineral Resource Estimate was first announced in July 2024 (ASX:3 July 2024³⁸)

Hyperion Mineral Resource

Table 4 – Hyperion Mineral Resource Estimate

Tregony Gold Deposit - Mineral Resource Estimate July -2024									
Material Type	Indicated			Inferred			Total		
	Tonnes (Mt)	Grade (g/t Au)	Metal (Koz)	Tonnes (Mt)	Grade (g/t Au)	Metal (Koz)	Tonnes (Mt)	Grade (g/t Au)	Metal (Koz)
Oxidised	0.08	1.6	4	0.43	1.3	18	0.51	1.3	22
Transitional	0.72	1.7	39	0.90	1.3	39	1.63	1.5	78
Fresh	1.49	1.6	79	5.01	1.4	229	6.50	1.5	307
Total	2.29	1.7	122	6.35	1.4	285	8.64	1.5	407

Note: Reported above 0.6g/t Au cut-off and constrained to 180m below surface. Resources may not sum to equal totals due to rounding. The Mineral Resource estimate was reported in July 2024 (ASX: 29 July 2024³⁹).

³⁷ ASX: 15 August 2023

³⁸ ASX: 3 July 2024

³⁹ ASX: 29 July 2024

Buccaneer Mineral Resource

Table 5 – Buccaneer Mineral Resource Estimate

Buccaneer Gold Deposit - Mineral Resource Estimate August-2023									
Material Type	Indicated			Inferred			Total		
	Tonnes (Mt)	Grade (g/t Au)	Metal (Koz)	Tonnes (Mt)	Grade (g/t Au)	Metal (Koz)	Tonnes (Mt)	Grade (g/t Au)	Metal (Koz)
Oxidised	0.28	1.4	12	0.46	1.3	20	0.74	1.3	32
Transitional	1.72	1.2	66	1.30	1.1	45	3.03	1.1	111
Fresh	1.93	1.3	79	3.50	1.2	136	5.43	1.2	216
Total	3.94	1.2	157	5.26	1.2	201	9.20	1.2	359

Note: Reported above 0.7g/t Au cut-off and above Whittle generated shell. Totals may vary due to rounding. The above Mineral Resource Estimate was first announced in 2023 (ASX: 11 August 2023⁴⁰)

Old Pirate Mineral Resource

Table 6 – Old Pirate Mineral Resource Estimate

Old Pirate Gold Deposit - Mineral Resource Estimate August -2016									
Domain	Indicated			Inferred			Total		
	Tonnes (Kt)	Grade (g/t Au)	Metal (Koz)	Tonnes (Kt)	Grade (g/t Au)	Metal (Koz)	Tonnes (Kt)	Grade (g/t Au)	Metal (Koz)
Western Limb	12	7.6	3	305	5.3	52	317	5.4	55
Central	23	3.0	2	436	3.8	54	459	3.8	56
East	2	7.4	1	10	5.9	2	12	6.2	2
Golden Hind	4	3.5	1	6	4.5	1	10	4.1	1
Total	42	4.7	6	756	4.5	109	798	4.5	115

Note: Reported above 1g/t Au cut-off grade. Totals may vary due to rounding. The above Mineral Resource Estimate was first reported in 2016⁴¹

⁴⁰ ASX: 11 August 2023

⁴¹ ASX: 19 August 2016

Competent Persons Statement for the Mineral Resources

The information in this announcement relating to Mineral Resources from Buccaneer, Tregony, Hyperion and Old Pirate is based on information reviewed and checked by Mr. Mark Edwards. Mr. Edwards is a Fellow of the Australasian Institute of Mining and Metallurgy (FAusIMM – Membership number 220787) and Member of the Australian Institute of Geoscientists (MAIG – Membership number 3655) and has sufficient experience relevant to the style of mineralisation and type of deposits under consideration and to the activity he is undertaking to qualify as a Competent Person as defined in the 2012 Edition of the Australasian Code for Reporting of Exploration Results, Mineral Resources and Ore Reserves (the “2012 JORC Code”). Mr. Edwards is a full-time employee of the Company in the position of Managing Director and consents to the inclusion of the Mineral Resources in the form and context in which they appear. Mr. Edwards also visited each project site during July-2023.

The Company confirms that it is not aware of any new information or data that materially affects the Mineral Resources as reported on the 29 July 2024, 3 July 2024, 11 August 2023 and 19 August 2016, and the assumptions and technical parameters underpinning the estimates in the 29 July 2024, 3 July 2024, 11 August 2023 and 19 August 2016 releases continue to apply and have not materially changed.

The information in this report that relates to Mineral Resources for Hyperion was previously released to the ASX on the 29 July 2024 – Updated Mineral Resource for Hyperion Gold Deposit. This document can be found at www.asx.com.au (Stock Code: PRX) and at www.prodigygold.com.au. The 29 July 2024 release fairly represents data, geological modelling, grade estimation and Mineral Resource estimates completed by Mr. Mark Edwards who is a Fellow of the Australasian Institute of Mining and Metallurgy and Member of the Australian Institute of Geoscientists. At the time of the 29 July 2024 release Mr. Edwards was a full-time employee of Prodigy Gold. Mr. Edwards has previously provided written consent for the 29 July 2024 release.

The information in this report that relates to Mineral Resources for Tregony was previously released to the ASX on the 3 July 2024 – Updated Mineral Resource for Tregony Gold Deposit. This documents can be found at www.asx.com.au (Stock Code: PRX) and at www.prodigygold.com.au. The 3 July 2024 release fairly represents data, geological modelling, grade estimation and Mineral Resource estimates completed by Mr. Mark Edwards who is a Fellow of the Australasian Institute of Mining and Metallurgy and Member of the Australian Institute of Geoscientists. At the time of the 3 July 2024 release Mr. Edwards was a full-time employee of Prodigy Gold. Mr. Edwards has previously provided written consent for the 3 July 2024 release.

The information in this report that relates to the Mineral Resources for Buccaneer was previously released to the ASX on the 11 August 2023 – Buccaneer Mineral Resource Update. This document can be found at www.asx.com.au (Stock Code: PRX) and at www.prodigygold.com.au. It fairly represents information compiled by Mr. Shaun Searle who is a Member of the Australasian Institute of Geoscientists and reviewed by Mr. Mark Edwards who is a Fellow of the Australasian Institute of Mining and Metallurgy and Member of the Australian Institute of Geoscientists. Mr. Edwards is the Mineral Resource Competent Person for this estimate. At this time of publication Mr. Edwards was a full-time employee of Prodigy Gold and Mr. Searle was a full-time employee of Ashmore Advisory Pty Ltd. Mr. Edwards and Mr Searle have previously provided written consent for the 11 August 2023 release.

The information in this report that relates to Mineral Resources for Old Pirate was previously released to the ASX on the 19 August 2016 – Old Pirate Updated Mineral Resource Estimate. This document can be found at www.asx.com.au (Stock Code: PRX) and at www.prodigygold.com.au. The 19 August 2016 release fairly represents information reviewed by Mr. David Williams, a Competent Person who is a Member of the Australasian Institute of Mining and Metallurgy. At the time of the 19 August 2016 release Mr. Williams was a full-time employee of CSA Global Pty Ltd. Mr. Williams has previously provided written consent for the 19 August 2016 release.

Competent Persons Statement for the Exploration Results

The information in this report relating to exploration targets and exploration results is based on information reviewed and checked by Mr. Mark Edwards, FAusIMM, MAIG. Mr. Edwards is a Fellow of the Australasian Institute of Mining and Metallurgy (FAusIMM) and a Member of the Australasian Institute of Geoscientists (MAIG). Mr. Edwards is a full-time employee of Prodigy Gold NL and has sufficient experience which is relevant to the style of mineralisation and type of deposits under consideration and to the activity which he is undertaking to qualify as a Competent Person as defined in the 2012 edition of the “Australasian Code for Reporting Exploration Results, Mineral Resources and Ore Reserves”. Mr. Edwards consents to the inclusion in the documents of the matters based on this information in the form and context in which it appears.

The Company confirms that it is not aware of any new information or data that materially affects the information included in the original market announcement and, in the case of estimates of Mineral Resources that all material assumptions and technical parameters underpinning the estimates in the relevant market announcement continue to apply and have not materially changed. The Company confirms that the form and context in which the Competent Person's findings are presented have not been materially modified from the original market announcement.

Refer to previous Company ASX announcements for full resource estimation details, drill hole details, and intercept calculations. Prodigy Gold NL confirms that it is not aware of any new information or data that materially affects the information included in the original market announcement and that all material assumptions and technical parameters underpinning the estimates included in referenced previous market announcements continue to apply and have not materially changed.

The relevant announcements for the information in this report that relates to previous ASX announcements relating to ASX Exploration Result and Exploration Targets are noted below:

<i>Announcement Date</i>	<i>Announcement Title</i>	<i>Competent Person</i>	<i>At the time of release full-time employee of</i>	<i>Membership</i>	<i>Membership status</i>
12.06.2024	Final Metallurgical Testwork Results for Hyperion Project	Dr Andrew Dowling & Mr Mark Edwards	IMO Pty Ltd Prodigy Gold NL	AusIMM AusIMM AIG	Fellow Fellow Member
06.05.2024	Update on Metallurgical Testwork For The Hyperion Project	Dr Andrew Dowling & Mr Mark Edwards	IMO Pty Ltd Prodigy Gold NL	AusIMM AusIMM AIG	Fellow Fellow Member
03.04.2024	Preliminary Metallurgical Testwork Results For The Hyperion Project Return Excellent Recoveries For All Material Types	Dr Andrew Dowling & Mr Mark Edwards	IMO Pty Ltd Prodigy Gold NL	AusIMM AusIMM AIG	Fellow Fellow Member
21.03.2024	Chrysos PhotonAssay™ Technique confirms High-grade Drill Results	Mr Mark Edwards	Prodigy Gold NL	AusIMM AIG	Fellow Member
23.02.2024	iTech Energy to Acquire Reynolds Range Project	N/A			
12.02.2024	Exploration Update - Planning for 2024 Field Season	Mr Mark Edwards	Prodigy Gold NL	AusIMM AIG	Fellow Member
29.01.2024	Further Positive Drilling Results from Tregony	Mr Mark Edwards	Prodigy Gold NL	AusIMM AIG	Fellow Member
06.12.2023	Diamond Drilling at Tregony Returns Encouraging Intercepts	Mr Edward Keys	Prodigy Gold NL	AIG	Member
30.11.2023	New Agreement with Stockton for Tanami Exploration Tenements	N/A			
06.11.2023	Tanami North Exploration Update	Mr Mark Edwards	Prodigy Gold NL	AusIMM AIG	Fellow Member
12.10.2023	Hyperion Drilling Returns Higher-Grade Intercepts	Mr Mark Edwards	Prodigy Gold NL	AusIMM AIG	Fellow Member
13.09.2023	Exploration update for the Tanami North Project: Surface Samples Return Encouraging Gold Results	Mr Mark Edwards	Prodigy Gold NL	AusIMM	Fellow
19.09.2023	Tregony Drilling Returns High-Grade Intercepts	Mr Mark Edwards	Prodigy Gold NL	AusIMM AIG	Fellow Member
15.08.2023	Annual Mineral Resource Statement - 2023	Mr Mark Edwards	Prodigy Gold NL	AusIMM AIG	Fellow Member
6.07.2023	Drilling Update for Tanami North Project	Mr Mark Edwards	Prodigy Gold NL	AusIMM	Fellow
31.05.2023	Prodigy Gold Successfully Receives Two Exploration Grants under the Resourcing the Territory Initiative	Mr Mark Edwards	Prodigy Gold NL	AusIMM	Fellow
10.03.2023	Buccaneer Gold Project - Metallurgical Update	Dr Andrew Dowling & Mr Mark Edwards	IMO Pty Ltd Prodigy Gold NL	AusIMM AusIMM AIG	Fellow Fellow Member
15.02.2023	Maiden Mineral Resource for Tregony Deposit	Mr Mark Edwards	Prodigy Gold NL	AIG	Member
18.05.2022	Lake Mackay JV – Agreement and Exploration Update	Mr Edward Keys	Prodigy Gold NL	AIG	Member
29.04.2022	Agreement Signed over Old Pirate Project & Tanami Tenements	NA			
12.01.2022	A8G to acquire a 90% interest in a substantial lithium exploration package within the Northern Arunta LCT pegmatite province	NA			
30.11.2021	Newmont Signs Farm-in Agreement to Advance Exploration at Monza Project, Northern Territory	Mr Matt Briggs	Prodigy Gold NL	AusIMM	Member
15.11.2021	Historic High Grades Confirm Potential of Tregony System	Mr Adriaan van Herk	Prodigy Gold NL	AIG	Member
18.01.2021	Lake Mackay JV: First bedrock gold intersected at Goldbug Prospect	Mr Doug Winzar	IGO	AIG	Member
16.10.2019	Lake Mackay JV Update: New Gold Prospect Identified	Mr Doug Winzar	IGO	AIG	Member
16.05.2019	Prodigy Signs A\$14.5M Tobruk Joint Venture with Newmont Goldcorp	NA			
18.09.2017	Lake Mackay JV - Grapple Prospect Drilling Update	Mr Doug Winzar	IGO	AIG	Member

References

Consensus Economics Inc. (2023). *Energy Metals & Agriculture Consensus Forecasts - June Report*. London: Consensus Economics Inc.

Consensus Economics Inc. (2024). *Energy Metals & Agriculture Consensus Forecasts - June Report*. London: Consensus Economics Inc.

Crawford, A. F., Thedaud, N., Masurel, Q., & Maidment, D. W. (2024). Geology and regional setting of the Oberon gold deposit, Tanami Region. *Northern Territory Geological Survey AGES 2024 Conference* (pp. 83-87). Alice Springs: Northern Territory Geological Survey.

Rayer, S. F. (1997). *Preliminary Metallurgical Tests on Drill intersections from holes TGRC008, 026 & 029 in the Suplejack Gold Prospect*. Perth: Metcon Laboratories.

Tremblay, C., Wheeler, G., and Oteri, A., 2019. PhotonAssay – Efficient & bulk gold analysis in the modern world. ASEG Extended Abstracts, 2019:1, 1-4.

TENEMENT MANAGEMENT

The total area of 24,391km² (2023: 26,360km²) held under tenure by Prodigy Gold and its JV partners has decreased during the financial year. The area held under granted tenure is 10,111km² with 14,280km² held under application.

To address the costs associated with maintaining such a large land holding and to better focus exploration activities, the Company continues to actively seek to reduce its tenure costs through joint venture and divestment.

A map showing the location of the Company's current tenement holding is presented in Figure 2 of the review of operations report and a complete list of tenements follows this report.

CORPORATE

Change of Auditor

The Company changed its auditor from BDO Audit (WA) Pty Ltd (BDO WA) to BDO Audit Pty Ltd (BDO Audit) as a result of BDO WA restructuring its audit practice whereby audits will be conducted by BDO Audit rather than BDO WA.

Capital Structure

During the year, the Company completed a private placement to sophisticated, professional and institutional investors as well as Company directors and the Company's largest Shareholder APAC Limited at an issue price of \$0.003 per share raising gross proceeds of \$1.1 Million. Participants in the placement received two (2) options to acquire one (1) share each for every three (3) shares issued, for nil additional consideration, having an exercise price of \$0.007 and an expiry date of 30 November 2026 which were subject to shareholder approval. The Company also received shareholder approval for the issue of broker options on the same terms and conditions at a general meeting held in May 2024. Under the various tranches of the placement, some conditional on shareholder approval, the Company issued a total of 366,666,665 fully paid ordinary shares, 244,444,444 unlisted options to participants in the placement and 5,844,999 unlisted broker options.

Following shareholder approval at the Company's AGM held on 16 October 2023, the Company issued 1.5 Million unlisted options with an exercise price of \$0.012 with an expiry date of 16 October 2027 to managing director Mark Edwards. A total of 5,250,000 unlisted options with an exercise price of \$0.012 and an expiry date of 16 October 2027 were issued to employees of the Company on the same date. All options have vested as at 30 June 2024. A total of 2 Million unlisted options expired unexercised.

As at 30 June 2023, Prodigy Gold had a total of 2,117,774,483 shares (2023: 1,751,107,818) and 260,539,443 (2023: 5,500,000) unlisted options on issue.

Substantial Shareholders

APAC Resources purchased 66,666,667 shares as part of the placement changing the voting power of APAC and the Allied Group to 44.31% of the issued capital of the Company.

Director Holdings

Managing director Mark Edwards purchased 7,666,667 shares and non-executive director Neale Edwards purchased 2,333,333 shares as part of the placement. Mark Edwards purchased an additional 666,666 shares on market.

SUMMARY OF MINING TENEMENTS AND AREAS OF INTEREST

Summary of Mining Tenements as at 30 June 2024

Area of Interest	Tenement	Group's Interest	Tenement Status	Status Changes During the Year
NORTHERN TERRITORY				
TANAMI				
<i>Bluebush⁽¹⁾</i>	EL23659	100	granted	
	EL24436	100	granted	
	EL26610	100	granted	
	EL27127	100	granted	
	EL27589	100	granted	
	EL28327	100	granted	
	EL29860	100	granted	
	EL31288	100	granted	
	EL31290	100	granted	
	EL31291	100	granted	
	EL30944	100	application	
<i>Bonanza⁽¹⁾</i>	EL25194	100	granted	
	EL26608	100	granted	
	EL27378	100	granted	
	EL28322	100	granted	Split into EL28322 and EL33724
	EL28324	100	granted	
	EL28325	100	granted	
	EL28328	100	granted	
	EL28394	100	granted	
	EL31289	100	granted	
	EL30814	100	application	
<i>Bonanza</i>	ML29822	100	granted	
	ML33459	100	granted	
	EL33724	100	granted	Split from EL28322
<i>Hyperion</i>	EL09250	100	granted	
	EL27125	100	granted	
	EL27979	100	granted	
	EL31331	100	granted	
	EL31530	100	granted	
	EL32055	100	granted	
	EL26623	100	application	
	EL32056	100	application	
	EL33487	100	application	
<i>Abroholos</i>	EL29833	100	application	
<i>Tobruk⁽²⁾</i>	EL25156	100	granted	
	EL25191	100	granted	
	EL25192	100	granted	
	EL28785	100	granted	
	EL29832	100	granted	
	EL29859	100	granted	
	EL30270	100	application	
	EL30274	100	application	
	EL32057	100	application	

SUMMARY OF MINING TENEMENTS AND AREAS OF INTEREST

Area of Interest	Tenement	Group's Interest	Tenement Status	Status Changes During the Year
<i>Monza JV ⁽³⁾</i>	EL25845	100	granted	
	EL26590	100	granted	
	EL26591	100	granted	
	EL26592	100	ceased	surrendered
	EL26593	100	ceased	surrendered
	EL26613	100	granted	
	EL26615	100	granted	
	EL26618	100	granted	
	EL26620	100	granted	
	EL26621	100	ceased	surrendered
	EL26622	100	ceased	surrendered
	EL26673	100	granted	
	EL27604	100	ceased	surrendered
	EL29834	100	application	
	EL30271	100	application	
	EL30272	100	application	
	EL30273	100	application	
	EL30283	100	application	
<i>Tanami Ngungaju JV ⁽⁴⁾</i>	EL26628 ⁽¹⁾	90	granted	
	EL29828 ⁽¹⁾	90	granted	
	EL26627	90	application	
LAKE MACKAY				
<i>Tekapo</i>	EL28682	100	application	
<i>Lake Mackay Gold JV ⁽⁵⁾</i>	EL25146	70	granted	
	EL31234	70	granted	IGO Limited
	EL31913	70	application	IGO Limited
<i>Castile JV ⁽⁶⁾</i>	EL31974	60	granted	Castile Resources Pty Ltd
<i>Warumpi ⁽⁷⁾</i>	EL24915	30	granted	
	EL30730	30	granted	
	EL30731	30	granted	
	EL31720	30	withdrawn	IGO Limited - withdrawn
	EL31721	30	application	IGO Limited
	EL31722	30	application	IGO Limited
	EL32095	30	application	IGO Limited
	EL32096	30	application	IGO Limited
	EL32097	30	application	IGO Limited
	EL32098	30	application	IGO Limited
	EL32099	30	application	IGO Limited
	EL32100	30	application	IGO Limited
	EL32101	30	application	IGO Limited
	EL32102	30	application	IGO Limited
	EL32103	30	application	IGO Limited

SUMMARY OF MINING TENEMENTS AND AREAS OF INTEREST

Area of Interest	Tenement	Group's Interest	Tenement Status	Status Changes During the Year
<i>NORTH ARUNTA</i>				
<i>Barrow Creek</i>	EL8766	100	ceased	surrendered
	EL23880	100	ceased	surrendered
	EL23883	100	ceased	surrendered
	EL23884	100	ceased	surrendered
	EL23885	100	ceased	surrendered
	EL23886	100	ceased	surrendered
	EL26825	100	ceased	surrendered
	EL29723	100	ceased	surrendered
	EL29896	100	ceased	surrendered
	EL30637	100	ceased	surrendered
<i>Australasian Gold JV ⁽⁸⁾</i>	EL28515	10	granted	
	EL29724	10	granted	
	EL29725	10	granted	
	EL30470	10	granted	
	EL30507	10	granted	
<i>Reynolds Range⁽¹⁰⁾</i>	EL23655	80 ⁽⁹⁾	granted	
	EL23888	100	granted	
	EL28083	100	granted	

¹⁾ Tenements subject to a conditional sales agreement with Stockton Mining signed in November 2023

²⁾ Farm-in and Joint Venture Agreement with Newmont Exploration Pty Ltd earning up to a 70% interest in the tenements

³⁾ Farm-in and Joint Venture Agreement with Newmont Exploration Pty Ltd earning up to an 80% interest in the tenements

⁴⁾ Joint Venture with Ngungaju Lithium Operations Pty Ltd 10% / Prodigy Gold 90%

⁵⁾ Joint Venture with Prodigy Gold 70% / IGO Limited 30%

⁶⁾ Joint Venture between Castile Resources Pty Ltd (14%), IGO Limited (26%) and Prodigy Gold (60%)

⁷⁾ Joint Venture with IGO Limited 70% / Prodigy Gold 30%

⁸⁾ Joint Venture with Australasian Metals Limited 90% / Prodigy Gold 10%

⁹⁾ Joint Venture with Select Resources Pty Ltd / Prodigy Gold holds an 80% beneficial interest with 60% interest currently registered on title

¹⁰⁾ Tenement and sales agreement with iTech Energy Pty Ltd to acquire 100% of Prodigy Gold's interest in the tenements which was completed during August 2024

DIRECTORS' REPORT

The Directors of Prodigy Gold NL present their report on the consolidated entity (Group), consisting of Prodigy Gold NL and the entities it controlled at the end of, and during, the financial year ended 30 June 2024.

Director	Role
Mr Gerard McMahon	Non-Executive Chairman
Mr Mark Edwards	Managing Director
Mr Brett Smith	Non-Executive Director
Mr Neale Edwards	Non-Executive Director

Directors have been in office since the start of the financial year to the date of this report.

Principal Activities

The principal activities of the Company during the year consisted of exploration and evaluation of mineral resources. There was no significant change in the nature of the Company's activities during the year.

Dividends

There were no dividends paid or declared during the year (2023: NIL).

Operating Results

The consolidated loss for the Group after providing for income tax amounted to \$10,124,651 (2023: loss of \$5,218,298).

Financial Position

The net assets of the Group have decreased by \$9,109,117 from 30 June 2023 to \$5,454,113 at 30 June 2024. The decrease is due to the Group recognising an impairment of \$5,030,945 for available for sale assets and operating expenses.

Significant Changes in the State of Affairs

There were no significant changes in the state of affairs of the Company. The Company's position with APAC Resources Limited ("APAC") remains unchanged with the Group continuing to be considered a controlled entity of APAC who are consolidating the results of the Group for their reporting purposes. Exploration continued during the year, however was disrupted by weather events shortening the field season significantly. Prodigy Gold continued its divestment strategy and surrendered non-core tenements.

Matters Subsequent to the End of the Financial Year

The Company released Resource updates for its Tregony and Hyperion Mineral Resources⁴².

Prodigy Gold completed the binding tenement sale and purchase agreements with iTech acquiring 100% of Prodigy Gold's interest in three tenements in the Reynolds Range⁴³. The Company received a total consideration of \$100,000 and will receive a 1% royalty over all metallic product recovered from the projects other than graphite.

No other matter or circumstance has arisen since 30 June 2024 that has significantly affected, or may significantly affect the Group's operations, the results of those operations, or the Group's state of affairs in future financial years.

⁴² ASX: 3 July 2024 and 29 July 2024

⁴³ ASX: 23 February 2024 and 7 August 2024

DIRECTORS' REPORT

Likely Developments

- Continued regional exploration on the Tanami North Project areas;
- Further rationalisation of tenement holdings in the Northern Territory through divestment or joint venture; and
- Systematic evaluation of resources including Tregony, Hyperion, Old Pirate and Buccaneer.

Environmental Regulation

The Group's operations are subject to standard environmental regulation under the laws of the Commonwealth of Australia and the Northern Territory. The Group monitors its compliance with environmental regulations on an ongoing basis. The Directors are not aware of any significant breaches during the period covered by this report.

DIRECTORS' REPORT

INFORMATION ON DIRECTORS

Mr Gerard McMahon

Status: Independent

Position: Non-Executive Chairman

Qualifications and Experience:

Over the past 30 years, Mr McMahon has been a Director of many other listed companies in the Asia Pacific region which are involved in the banking, manufacturing, retailing, information technology, medical, telecoms & mining industries. Mr McMahon's past experience includes extensive involvement in Hong Kong's Securities and Futures Commission as Chief Counsel, Member and Executive Director and has specialised in Hong Kong company law, securities and banking law and takeovers and mergers regulations.

Mr McMahon was a Non-Executive Director of Tanami Gold NL (to 2021) (ASX:TAM), having formerly been Chairman from 2013 to 2018 and he is Non-Executive Director and Chairman of the Audit Committee of Hong Kong listed GDH Guangnan (Holdings) Limited (since 2000).

Mr Mark Edwards

BSc Hons (Geology), MBA, GAICD, MAIG, FAusIMM

Status: Not independent

Position: Executive Director

Qualifications and Experience:

Mr Edwards is an accredited and experienced geologist with over 25 years' of experience working primarily as a manager/mine geologist responsible for the definition and replacement of resources and reserves on gold projects throughout the Northern Territory, Western Australia and Botswana. Amongst other companies, he worked for Otter Gold Mines, Sons of Gwalia, IAM Gold, Troy Resources and, most recently as Project Director for Agnico Eagle Mines (formerly Kirkland Lake Gold), working at the Tanami Gold Mine and Pine Creek projects in the Northern Territory (NT). Mr Edwards has strong community, business and government ties in the Northern Territory as well as being a NT committee member for the Minerals Council of Australia, which will benefit the Company greatly.

Mr Edwards commenced his role as Managing Director of Prodigy Gold NL in May 2022.

Mr Brett Smith

BEng Hons (Chem), MBA, MA

Status: Not independent

Position: Non-Executive Director

Qualifications and Experience:

Mr Smith has participated in the development and delivery of a number of mining and mineral processing projects including coal, iron ore, base and precious metals. He has also managed engineering and construction companies in Australia and internationally. Mr Smith has served on boards of both private and public mining and exploration companies. He is currently executive director of Hong Kong listed Dragon Mining Limited (Stock Code 1712) (since February 2014), was deputy executive Chairman of Hong Kong listed APAC Resources Limited (Stock Code 1104) (May 2016 to November 2023), executive director of Metals X Limited (ASX: MLX) (board member since December 2019), non-executive director of Tanami Gold NL (ASX: TAM) (since November 2018), non-executive director of Nico Resources Limited (ASX: NC1) (since April 2021) and non-executive director of UK listed First Tin PLC (LSE: 1SN) (since July 2024). Mr Smith was non-executive director of Elementos Limited (ASX: ELT) (January 2020 to May 2023). Overall, Mr Smith has over 30 years' international experience in the engineering, project development and organisational change management.

DIRECTORS' REPORT

Mr Neale Edwards

BAppSc AppGeo, BSc Hons, Fellow AIG

Status: Not Independent

Position: Non-Executive Director

Qualifications and Experience:

Mr Neale Edwards has over 30 years' experience in the mineral exploration and mining industry. Mr Edwards holds a Bachelor of Applied Science in Applied Geology and Bachelor of Science with Honours and is a Fellow of the Australian Institute of Geoscientists. Mr Edwards' experience covers projects ranging from grassroots level through to mine development and mining in major geological provinces in Australia, the Pacific Rim, northern Africa and northern Europe. Mr Edwards was responsible for the discovery of significant gold resources in the Southern Cross Province of Western Australia for Samantha Gold and the identification of project opportunities that resulted in Dragon Mining becoming an established gold producer in the Nordic Region. Mr Edwards is currently Chief Geologist for HKEX listed Dragon Mining Limited (Stock Code 1712) and Non-Executive Director for Tanami Gold NL (ASX: TAM).

Ms Jutta Zimmermann

Dip AQF, Dip IT, GradDipACG, FGIA FCG, MAICD

Position: Company Secretary

Qualifications and Experience:

Ms Zimmermann is an accountant (Australian AQF diploma level) with over 30 years' of Australian and international industry experience encompassing accounting, company secretarial, government and community liaison, business development and corporate administration management. She holds a diploma in information technology (Australian bachelor degree level) and a graduate diploma in applied corporate governance. Ms Zimmermann holds the position of Chief Financial Officer and Company Secretary with the Company. She is a fellow of the Governance Institute of Australia and is a Director of two of Prodigy Gold's subsidiaries.

Directors' Meetings

The Company had no Board committees during the financial year. The number of meetings of the Group's Board of Directors held during the year ended 30 June 2024, and the number of meetings attended by each Director were:

Directors	Board Meetings	
	Eligible to Attend	Attended
Mr Gerard McMahon	8	8
Mr Mark Edwards	8	8
Mr Brett Smith	8	7
Mr Neale Edwards	8	8

Interests in Shares and Share Rights of the Company

At the date of this report, the interests of the Directors in the shares and share rights of the Group were as follows:

Directors	Fully Paid Ordinary Shares	Unlisted Options
Mr G McMahon	-	-
Mr M Edwards ⁽¹⁾	8,433,333	8,611,111
Mr B Smith	1,982,142	1,500,000
Mr N Edwards	2,333,333	1,555,555

⁽¹⁾ Includes 100,000 shares held by a close family member

DIRECTORS' REPORT

REMUNERATION REPORT (AUDITED)

This Remuneration Report outlines the Director's and the Group's key management personnel remuneration arrangements in accordance with the requirements of the *Corporations Act 2001* and its Regulations. For the purposes of this report, key management personnel of the Group are defined as those persons having authority and responsibility for planning, directing and controlling the major activities of the Company and the Group, directly or indirectly, including any Director (whether executive or otherwise) of the Group.

Remuneration Principles

Remuneration levels are set with the objective of attracting and retaining appropriately qualified and experienced staff. Remuneration packages are structured to recognise, encourage and reward improved performance and business growth, balanced between short-term and long-term goals. Benchmarking is undertaken where considered appropriate to ensure remuneration packages are competitively positioned in the market.

Non-Executive Director Remuneration

Non-Executive Directors' fees are set by the Board within the maximum aggregate amount of fees approved by shareholders at a general meeting. Non-Executive Directors are not entitled to retirement benefits other than statutory superannuation or other statutory required benefits. The remuneration of Non-Executive Directors is fixed for each individual Director taking into account market rates for comparable companies for time, commitment, responsibilities and accountability.

The available Non-Executive Directors' fees pool is currently \$400,000. As at 30 June 2024 the Company utilised \$124,320 (2023: \$141,117) of the pool.

Performance evaluations of the Board are usually undertaken annually with a view to comparing the performance of the Board and Directors against their relevant Charters and their interactions with and performance of management. A internal self-assessment of the Board's performance for the year was finalised during July 2024.

Key Management Personnel Remuneration including the Managing Director

The key management personnel remuneration framework has three components and the combination of these comprise the key management personnel's total remuneration:

- Base salary and benefits
- Short-term incentives at the Board's discretion
- Long-term incentives at the Board's discretion

Base Salary and Benefits

Executive Directors, key management personnel and employees are offered a fixed base salary and benefits. Base salary and benefits are usually reviewed every year to ensure the employee's remuneration is competitive with the market. Employment contracts do not guarantee increases in base salary and benefits. The Executive Directors, key management personnel and employees receive the superannuation guarantee contribution required by the government, which was 11% during the reporting period, and do not receive any other retirement benefits. Other benefits include personal accident (working directors) insurance and other fringe benefits.

Use of Remuneration Consultants

Due to the size of the Company's operations, the Company has not engaged remuneration consultants to review and measure its remuneration policy and strategy. However, the Board reviews remuneration strategy periodically and, if required, will engage remuneration consultants in the future to assist with this process.

DIRECTORS' REPORT

Short-Term Incentives

The objective of short-term incentives is to align the interests of Executive Directors, key management personnel and employees with those of the shareholders through the payment of short-term incentives linked to pre-agreed targets. The targets include, where appropriate meeting budget forecasts, occupational health and safety measures, relationship management, exploration success, staff retention, compliance and formulating company strategies. Short-term incentives are designed to incentivise and reward individual contribution to achieving overall performance. No discretionary short-term incentive cash bonuses have been granted during the year, or the preceding seven years.

Long-Term Incentives

All long-term and equity incentives must be linked to predetermined performance and/or continuity criteria. Long-term incentives are designed to align Executive Directors, key management personnel and employee's interest with the Company's longer term objectives of growth in market capitalisation, earnings per share, share performance compared to peer companies, exploration and strategic success. The Board may exercise its discretion in relation to approving incentives, including equity participation. The policy is designed to attract high calibre key management personnel and reward them for performance. Key management personnel are also entitled to participate in employee share or option arrangements. No discretionary long-term incentive cash bonuses have been granted during the year. Executive management received options during the financial year, with details provided in Note 18.

Performance Evaluation

There was no performance based cash remuneration paid during the year but the Company may in future grant, as part of each Executive Director and key management personnel's remuneration package, a performance-based component, consisting of cash bonuses and/or incentives, including equity participation (refer to Note 18), linked to the achievement of key performance indicators (KPIs) and taking into account experience, qualifications and length of service. No performance based cash remuneration has been granted during the year, or the preceding seven years.

Company Performance

The following table shows the gross revenue and interest, losses and dividends for the last five years for the listed entity, as well as the share price at the end of the respective financial years.

	2020	2021	2022	2023	2024
Revenue and interest	205,300	82,419	17,535	240,297	243,028
Net loss	5,620,204	4,807,264	7,620,360	5,218,298	10,124,651
Share price at year-end	0.045	0.04	0.013	0.008	0.003
Dividend paid	-	-	-	-	-
Loss per share (cents)	(1.00)	(0.83)	(1.31)	(0.37)	(0.55)

Key Management Personnel

The following persons were key management personnel of the Group during the financial year:

Key Management Personnel	Position	Commencement of Position
Mr G McMahon	Non-Executive Chairman	29 November 2021
Mr M Edwards	Managing Director	1 May 2022
Mr B Smith	Executive Director	9 May 2016
Mr N Edwards	Non-Executive Director	29 November 2021
Ms J Zimmermann	CFO / Company Secretary	1 June 2005

DIRECTORS' REPORT

Details of Remuneration

Details of compensation for key management personnel ("KMP") and Directors of the Group are set out below:

2024	Short-Term Employee Benefits			Post-Employment Super-annuation	Long-Term Benefits Long Service Leave ²⁾	Share-based Payments Options ³⁾	Termination Benefits	Total	Proportion of Remuneration that is at Risk
	Cash Salary and Fees \$	Cash Bonus \$	Annual Leave ¹⁾ \$						
Directors									
Mr G McMahon	56,000	-	-	6,160	-	-	-	62,160	0%
Mr M Edwards	325,000	-	3,775	27,500	5,200	9,066	-	370,541	2.4%
Mr B Smith	28,000	-	-	3,080	-	-	-	31,080	0%
Mr N Edwards	28,000	-	-	3,080	-	-	-	31,080	0%
Total Directors	437,000	-	3,775	39,820	5,200	9,066	-	494,861	
Other KMP									
Jutta Zimmermann	220,000	-	6,350	24,200	3,523	9,066	-	263,139	3.4%
Total Other	220,000	-	6,350	24,200	3,523	9,066	-	263,139	
Total	657,000	-	10,125	64,020	8,723	18,132	-	758,000	

¹⁾ Annual leave relates to movements in annual leave provisions during the year.

²⁾ Long service leave relates to movements in long service leave provisions during the year.

³⁾ These amounts are accounting accruals required under accounting standards and have not actually been paid during the year, nor do they reflect the benefit (if any) that KMP may ultimately receive. The share-based payments are options expensed based on vesting conditions (refer to Note 18 in the consolidated financial statements).

2023	Short-Term Employee Benefits			Post-Employment Super-annuation	Long-Term Benefits Long Service Leave ²⁾	Share-based Payments Options ³⁾	Termination Benefits	Total	Proportion of Remuneration that is at Risk
	Cash Salary and Fees \$	Cash Bonus \$	Annual Leave ¹⁾ \$						
Directors									
Mr G McMahon	57,625	-	-	6,050	-	-	-	63,675	0%
Mr M Edwards	325,000	-	15,000	27,500	5,200	6,658 ⁵⁾	-	379,358	0%
Mr B Smith ⁴⁾	38,416	-	-	4,034	-	3,154	-	45,604	6.9%
Mr N Edwards	28,812	-	-	3,026	-	-	-	31,838	0%
Total Directors	449,853	-	15,000	40,610	5,200	9,812	-	520,475	
Other KMP									
Jutta Zimmermann	220,000	-	16,711	23,100	3,520	29,422	-	292,753	10%
Total Other	220,000	-	16,711	23,100	3,520	29,422	-	292,753	
Total	669,853	-	31,711	63,710	8,720	39,234	-	813,228	

¹⁾ Annual leave relates to movements in annual leave provisions during the year.

²⁾ Long service leave relates to movements in long service leave provisions during the year.

³⁾ These amounts are accounting accruals required under accounting standards and have not actually been paid during the year, nor do they reflect the benefit (if any) that KMP may ultimately receive. The share-based payments are options expensed based on vesting conditions (refer to Note 18 in the consolidated financial statements).

⁴⁾ Mr Smith held the role of executive director to 29 November 2022. His role reverted to the position of non-executive director on that date.

⁵⁾ M Edwards received executive options which are not classified as remuneration at risk.

DIRECTORS' REPORT

Employment Contracts of Directors and Other Key Management Personnel

Remuneration and other terms of engagement for Non-Executive Directors are formalised in service agreements. The agreement summarises the Board policies and terms, including compensation relevant to the office of Director.

The employment contracts of Executive Directors and Other KMP stipulate a range of one to six month resignation notification periods. The Company may terminate an employment contract without cause by providing a range of one to three-month written notice or making payment in lieu of notice based on the individual's annual salary component. In the instance of serious misconduct the Company can terminate employment at any time. Other material provisions of the agreements relating to remuneration are set out below.

Non-Executive Directors

The base fees for the Non-Executive Chairman was initially \$60,000 plus superannuation per year and reduced to \$48,000 plus superannuation from March 2024. The base fee for non-executive Directors was initially \$30,000 plus superannuation per year and reduced to \$24,000 plus superannuation from March 2024.

Mr M Edwards, Managing Director

- Term of agreement – 4 year contract commencing 1 May 2022;
- Base salary, exclusive of superannuation (capped at concessional contribution cap), \$325,000 per year;
- Options may be issued at the discretion of the Directors (see Note 18);
- Payment of a termination benefit on early termination by the Company, other than for gross misconduct, equals 3 month salary, or for termination without reason 6 months salary;
- Notice period varies between no notice if mutually agreed and six month notice by the Company or the executive without reason.

Ms J Zimmermann, CFO and Company Secretary

- Term of agreement – 2 year contract commencing 1 July 2012, contract extended automatically;
- Base salary, exclusive of superannuation, \$220,000 per year;
- Options may be issued at the discretion of the Directors (see Note 18);
- Payment of a termination benefit on early termination by the Company, other than for gross misconduct, equals 6 month salary and, in the event of a takeover, equals 9 month salary;
- Notice period varies between no notice if mutually agreed and three month notice by the Company and 4 month notice by the executive without reason.

Additional Disclosure Relating to Key Management Personnel

Share-Based Payments

Fair values at grant date are independently determined using a Black-Scholes option pricing model for non-market conditions that takes into account the exercise price, the term of the option, the impact of dilution, the share price at grant date and expected price volatility of the underlying share, the expected dividend yield and the risk-free interest rate for the term of the option.

Refer to Note 18 of the financial statements for more information on options provided as part of remuneration to the Directors and key management personnel.

Options issue to KMP's during the Reporting Period

During the reporting period, the Group issued 1,500,000 Options to the managing director following shareholder approval at the AGM held on 16 October 2023 and an additional 1,500,000 Options to a KMP. The exercise price of the Options was

DIRECTORS' REPORT

calculated at a premium of 145% to the 5 day VWAP of Prodigy Gold's share price immediately prior to 16 October 2023. Half of the Options vested on the grant date and the remainder of the options vested on 30 June 2024.

Employee Options	Tranche 1 MD	Tranche 2 MD	Tranche 1 CoSec	Tranche 2 CoSec
Number of Options to be granted	750,000	750,000	750,000	750,000
Number of Options vested	750,000	750,000	750,000	750,000
Fair Value at grant date	\$0.0081	\$0.0081	\$0.0081	\$0.0081
Exercise price	\$0.012	\$0.012	\$0.012	\$0.012
Issue date	16 Oct 2023	16 Oct 2023	16 Oct 2023	16 Oct 2023
Expiry date	16 Oct 2027	16 Oct 2027	16 Oct 2027	16 Oct 2027
Vesting date (subject to Option issue)	16 Oct 2023	30 June 2024	16 Oct 2023	30 June 2024
Expected price volatility of Options	120.03%	120.03%	120.03%	120.03%
Risk free interest rate	4.05%	4.05%	4.05%	4.05%

During the period \$18,132 of expense was recorded relating to these key management personnel options.

Shareholding

No shares were issued by the Company to KMP as remuneration during the financial year. Details of shares held directly, indirectly or beneficially by Directors and KMP and their related parties are as follows:

Name	Balance at the Start of the Year	Received as Part of Remuneration	Additions	Exercise of Options	Balance at the End of the Year
Mr G McMahon	-	-	-	-	-
Mr M Edwards	100,000	-	8,333,333	-	8,433,333
Mr B Smith ¹⁾	1,982,142	-	-	-	1,982,142
Mr N Edwards	-	-	2,333,333	-	2,333,333
Ms J Zimmermann	4,951,145	-	-	-	4,951,145
	7,033,287	-	10,666,666	-	17,699,953

¹⁾ Mr Smith is a nominee of APAC Resources Limited who are a substantial shareholder of Prodigy Gold.

Option Holding

Directors and other KMP of the Group, including their personally related parties, hold options over ordinary shares in the Company.

Name	Balance at the Start of the Year	Received as Part of Remuneration	Additions	Disposals / Exercise of Options	Balance at the End of the Year	Vested at the End of the Year
Mr G McMahon	-	-	-	-	-	-
Mr M Edwards	2,000,000	1,500,000	5,111,111	-	8,611,111	8,611,111
Mr B Smith	1,500,000	-	-	-	1,500,000	1,500,000
Mr N Edwards	-	-	1,555,555	-	1,555,555	1,555,555
Ms J Zimmermann	-	1,500,000	-	-	1,500,000	1,500,000
	3,500,000	3,000,000	6,666,666	-	13,166,666	13,166,666

Loans to Directors and Other Key Management Personnel

No loans to Directors and other key management personnel of the Group were provided in 2024 (2023: NIL).

DIRECTORS' REPORT

Other Transactions with Directors and Other Key Management Personnel

The terms and conditions of transactions with Directors, other key management personnel and their related parties and entities were no more favourable than those available, or which might reasonably be expected to be available, on similar transactions with non-Director related parties and entities on an arm's length basis. A related party of the MD was paid a total of \$2,030 during the financial year at a casual rate for relief work in administration.

This concludes the Remuneration Report, which has been audited.

DIRECTORS' REPORT

Insurance of Officers and Indemnities

During the financial year, the Company paid an insurance premium in respect of a contract insuring the Directors and executive officers of the Company and its related entities against a liability incurred as such a Director or executive officer to the extent permitted by the Corporations Law. The contract of insurance prohibits disclosure of the nature of the liability and the amount of the premium.

The Company has not otherwise, during or since the end of the financial year, indemnified or agreed to indemnify an officer of the Company or any of its related entities against a liability incurred by such an officer.

Proceeding on Behalf of the Company

No person has applied to the Court under Section 237 of the *Corporations Act 2001* for leave to bring proceedings on behalf of the Company, or to intervene in any proceedings to which the Company is a party, for the purpose of taking responsibility on behalf of the Company for all or part of those proceedings.

No proceedings have been brought or intervened in on behalf of the Company with leave of the Court under Section 237 of the *Corporations Act 2001*.

Non-Audit Services

The Company may decide to employ the auditor on assignments additional to their statutory audit duties where the auditor's expertise and experience with the Company and/or the Group are important.

The Directors are satisfied that the provision of non-audit services, during the year, by the auditor (or by another person or firm on behalf of the auditor), is compatible with the general standard of independence for auditors imposed by the *Corporations Act 2001*. Payments for non-audit services were \$15,102 (2023: \$21,365) and are detailed in Note 16.

The Directors are satisfied that the provision of non-audit services by the auditor, as set out above, did not compromise the auditor independence requirements of the *Corporations Act 2001* for the following reasons:

- all non-audit services have been reviewed by the Board to ensure they do not impact the impartiality and objectivity of the auditor; and
- none of the services undermine the general principles relating to auditor independence as set out in APES 110 *Code of Ethics for Professional Accountants*.

Auditor's Independence Declaration

A copy of the auditor's independence declaration as required under Section 307C of the *Corporations Act 2001* is set out on page 47.

Auditor

BDO Audit Pty Ltd continues in office in accordance with section 327 and the *Corporation Act 2001*.

This report is made in accordance with a resolution of Directors, pursuant to section 298(2)(a) of the *Corporations Act 2001*.

On behalf of the Directors



MARK EDWARDS

Managing Director

Dated this 19th day of August 2024

Darwin, Northern Territory

CORPORATE GOVERNANCE STATEMENT

In February 2019, the ASX Corporate Governance Council released a fourth edition of the ASX Corporate Governance Council's Principles and Recommendations (ASX Principles) which took effect for an entity's first full financial year commencing on or after 1 January 2021. The Company has undergone a full review of its corporate governance policies during the financial year ended 30 June 2021 and amended its disclosures in compliance with the new ASX Principles effective 1 July 2021. An annual review has been undertaken during July 2024.

The Group's Corporate Governance Statement for the year ended 30 June 2024 (which reports against these ASX Principles) may be accessed from the Company's website at www.prodigygold.com.au/about-prodigy-gold/corporate-governance.

The Group's ESG (Environmental Social Governance) Statement for the year ended 30 June 2024 may also be accessed from the Company's website at www.prodigygold.com.au/about-prodigy-gold/corporate-governance.

AUDITOR'S INDEPENDENCE DECLARATION



Tel: +61 8 6382 4600
Fax: +61 8 6382 4601
www.bdo.com.au

Level 9, Mia Yellagonga Tower 2
5 Spring Street
Perth, WA 6000
PO Box 700 West Perth WA 6872
Australia

DECLARATION OF INDEPENDENCE BY GLYN O'BRIEN TO THE DIRECTORS OF PRODIGY GOLD NL

As lead auditor of Prodigy Gold NL for the year ended 30 June 2024, I declare that, to the best of my knowledge and belief, there have been:

1. No contraventions of the auditor independence requirements of the *Corporations Act 2001* in relation to the audit; and
2. No contraventions of any applicable code of professional conduct in relation to the audit.

This declaration is in respect of Prodigy Gold NL and the entities it controlled during the period.

A handwritten signature in black ink, appearing to read 'Glyn O'Brien', with a stylized flourish at the end.

Glyn O'Brien

Director

BDO Audit Pty Ltd

Perth

19 August 2024

ANNUAL FINANCIAL REPORT

The financial statements of Prodigy Gold NL for the year ended 30 June 2024 were authorised for issue in accordance with a resolution of the Directors on 19 August 2024 and cover the consolidated entity consisting of Prodigy Gold NL and its subsidiaries as required by the *Corporations Act 2001*. Limited financial information for Prodigy Gold NL as an individual entity is included in Note 23.

The financial statements are presented in Australian currency.

Prodigy Gold NL is a company limited by shares, incorporated and domiciled in Australia whose shares are publicly traded on the Australian Securities Exchange.

The address of the registered office and principal place of business is:

Prodigy Gold NL
Level 1, 67 Smith Street
DARWIN NT 0800

A description of the nature of the Group's operations and its principal activities is included in the review of operations and activities on pages 5 to 31 and in the Directors' Report on pages 35 to 45, both of which are not part of this financial statement.

Through the use of the internet, we have ensured that our corporate reporting is timely and complete. All press releases, financial reports and other information are available on our website: www.prodigygold.com.au

CONTENTS

Financial Report	48
Consolidated Statement of Profit or Loss and Other Comprehensive Income	50
Consolidated Statement of Financial Position	51
Consolidated Statement of Cash Flows	52
Consolidated Statement of Changes in Equity	53
Notes to the Consolidated Financial Statements	54
Directors' Declaration	71
Independent Auditor's Report to the Members	72
Additional Information for Public Listed Companies	76

CONSOLIDATED STATEMENT OF PROFIT OR LOSS AND OTHER COMPREHENSIVE INCOME

FOR THE YEAR ENDED 30 JUNE 2024

	Notes	Consolidated	
		2024 \$	2023 \$
Interest		243,028	240,297
Other income	3	99,366	71,242
Administrative expenses			
Employee and Directors benefits expenses	4	(556,353)	(602,760)
Share-based payments	4	(19,643)	(44,200)
Depreciation	4	(13,833)	(13,538)
Other expenses		(464,813)	(607,130)
Exploration expenses	4	(4,381,458)	(3,705,717)
Impairment of capitalised exploration and evaluation expenditure	10	(5,030,945)	(556,492)
Loss before income tax expense		(10,124,651)	(5,218,298)
Income tax expense	5(a)	-	-
Loss for the year		(10,124,651)	(5,218,298)
Loss attributable to members of Prodigy Gold NL		(10,124,651)	(5,218,298)
Other comprehensive income		-	-
Total other comprehensive income for the year		-	-
Total comprehensive loss for the year		(10,124,651)	(5,218,298)
Total comprehensive loss for the year attributable to members of Prodigy Gold NL		(10,124,651)	(5,218,298)
Basic and diluted loss per share attributable to the ordinary equity holders of the Company			
Basic and diluted loss per share (cents per share)	22	(0.55)	(0.37)

The above Consolidated Statement of Profit or Loss and Other Comprehensive Income should be read in conjunction with the accompanying notes.

CONSOLIDATED STATEMENT OF FINANCIAL POSITION

AS AT 30 JUNE 2024

		Consolidated	
	Notes	2024 \$	2023 \$
ASSETS			
CURRENT ASSETS			
Cash and cash equivalents	6	2,339,860	6,052,764
Other receivables	7	54,735	500,003
Inventories		13,556	21,306
Available for Sale Assets	8	500,010	5,623,950
Other current assets		125,862	167,791
TOTAL CURRENT ASSETS		3,034,023	12,365,814
NON-CURRENT ASSETS			
Term deposits	7	2,489,613	2,481,051
Property, plant and equipment	9	511,850	420,090
Exploration and evaluation expenditure	10	1,823,139	1,735,493
TOTAL NON-CURRENT ASSETS		4,824,602	4,636,634
TOTAL ASSETS		7,858,625	17,002,448
LIABILITIES			
CURRENT LIABILITIES			
Trade and other payables	11	652,481	686,267
Employee benefits		219,546	229,028
TOTAL CURRENT LIABILITIES		872,027	915,295
NON-CURRENT LIABILITIES			
Provisions	12	1,532,485	1,523,923
TOTAL NON-CURRENT LIABILITIES		1,532,485	1,523,923
TOTAL LIABILITIES		2,404,512	2,439,218
NET ASSETS		5,454,113	14,563,230
EQUITY			
Contributed equity	13	199,163,094	198,197,192
Reserves	14(a)	1,917,013	1,893,413
Accumulated losses		(195,625,994)	(185,527,375)
TOTAL EQUITY		5,454,113	14,563,230

The above Consolidated Statement of Financial Position should be read in conjunction with the accompanying notes.

CONSOLIDATED STATEMENT OF CASH FLOWS

FOR THE YEAR ENDED 30 JUNE 2024

		Consolidated	
	Notes	2024 \$	2023 \$
CASH FLOWS FROM OPERATING ACTIVITIES			
Expense re-imbursements from JV Partners		-	751,980
Payments to suppliers and employees		(1,022,988)	(1,070,734)
Interest received		259,776	199,623
Government Grants		99,730	163,992
Payments for exploration		(3,846,706)	(3,659,767)
Payments for JV Projects		-	(763,519)
Net cash (outflow) from operating activities	21	(4,510,188)	(4,378,425)
CASH FLOWS FROM INVESTING ACTIVITIES			
Purchase of property, plant and equipment		(189,830)	(364,236)
Proceeds from sale of property, plant and equipment		-	682
Net cash (outflow) from investing activities		(189,830)	(363,554)
CASH FLOWS FROM FINANCING ACTIVITIES			
Proceeds from / (Repayment of) borrowings		-	(2,500,000)
Refund of security deposits (cash-back)		-	28,433
Payments for security deposits		(8,562)	-
Borrowing cost		-	(65,397)
Proceeds from issue of shares		1,100,000	11,652,552
Share issue costs		(104,324)	(716,178)
Net cash inflow from financing activities		987,114	8,399,410
Net (decrease)/increase in cash and cash equivalents		(3,712,904)	3,657,431
Cash and cash equivalents at beginning of year		6,052,764	2,395,333
Cash and cash equivalents at end of year	6	2,339,860	6,052,764

The above Consolidated Statement of Cash Flows should be read in conjunction with the accompanying notes.

CONSOLIDATED STATEMENT OF CHANGES IN EQUITY

FOR THE YEAR ENDED 30 JUNE 2024

	Notes	Contributed Equity \$	Share-based Payment Reserve \$	Accumulated Losses \$	Total \$
Balance at 1 July 2022		187,260,818	1,955,984	(180,427,085)	8,789,717
Comprehensive income for the year					
Loss for the year		-	-	(5,218,298)	(5,218,298)
Other comprehensive income		-	-	-	-
Total comprehensive loss for the year		-	-	(5,218,298)	(5,218,298)
Transaction with owners in their capacity as owners:					
Shares Issued	13(a)	11,652,552	-	-	11,652,552
Transaction costs	13(a)	(716,178)	-	-	(716,178)
Share-based payments transfer	14(a)	-	(118,008)	118,008	-
Share-based payments	14(a)	-	55,437	-	55,437
Total transactions with owners		10,936,374	(62,571)	118,008	10,991,811
Balance at 30 June 2023		198,197,193	1,893,413	(185,527,375)	14,563,231
Comprehensive income for the year					
Loss for the year		-	-	(10,124,651)	(10,124,651)
Other comprehensive income		-	-	-	-
Total comprehensive loss for the year		-	-	(10,124,651)	(10,124,651)
Transaction with owners in their capacity as owners:					
Shares issued	13(a)	1,100,000	-	-	1,100,000
Transaction costs	13(a)	(134,099)	-	-	(134,099)
Share-based payments transfer	14(a)	-	(26,032)	26,032	-
Share-based payments	14(a)	-	49,632	-	49,632
Total transactions with owners		965,901	23,600	26,032	1,015,533
Balance at 30 June 2024		199,163,094	1,917,013	(195,625,994)	5,454,113

The above Consolidated Statement of Changes in Equity should be read in conjunction with the accompanying notes.

NOTES TO THE CONSOLIDATED FINANCIAL STATEMENTS

NOTES TO THE CONSOLIDATED FINANCIAL STATEMENTS FOR THE YEAR ENDED 30 JUNE 2024

CONTENTS OF THE NOTES TO THE CONSOLIDATED FINANCIAL STATEMENTS

	Page
1. Summary of Material Accounting Policies	55
2. Segment Information	56
3. Other Income	56
4. Expenses	56
5. Income Tax Expense	57
6. Cash and Cash Equivalents	58
7. Term Deposits and Other Receivables	58
8. Available for Sale Assets	59
9. Property, Plant and Equipment	59
10. Exploration, Evaluation and Development Expenditure	60
11. Trade and Other Payables	61
12. Provisions	61
13. Contributed Equity	62
14. Reserves	63
15. Financial Risk Management	63
16. Auditor's Remuneration	66
17. Contingencies	66
18. Share-Based Payments	66
19. Related Party Transactions	68
20. Subsequent Events	68
21. Cash Flow Information	68
22. Loss per Share	69
23. Parent Entity Information	69
24. Subsidiaries	70
25. Company Details	70

NOTES TO THE CONSOLIDATED FINANCIAL STATEMENTS

NOTES TO THE CONSOLIDATED FINANCIAL STATEMENTS FOR THE YEAR ENDED 30 JUNE 2024

NOTE 1: SUMMARY OF MATERIAL ACCOUNTING POLICIES - not reported elsewhere

(a) Basis of Preparation

These general purpose financial statements have been prepared in accordance with Australian Accounting Standards, other authoritative pronouncements of the Australian Accounting Standards Board, Australian Accounting Interpretations and the *Corporations Act 2001*. Prodigy Gold NL is a for-profit entity domiciled in Australia for the purpose of preparing the financial statements. The material accounting policies not reported elsewhere and adopted in the preparation of these consolidated financial statements are set out below. These policies have been consistently applied to all the years presented, unless otherwise stated.

Compliance with AASB

The financial statement of Prodigy Gold NL also complies with Australian Accounting Standards (AASB) as issued by the Australian Accounting Standards Board (AASB).

Rounding off of amounts

The Company is of a kind referred to in Corporations Instrument 2016/191, issued by the Australian Securities and Investments Commission, relating to 'rounding-off'. Amounts in this report have been rounded off in accordance with that Corporations Instrument to the nearest dollar.

Critical accounting estimates

The preparation of financial statements in conformity with International Financial Reporting Standards as adopted in Australia requires the use of certain critical accounting estimates. It also requires management to exercise its judgement in the process of applying the economic entity's accounting policies. Refer to Note 5 (Income Tax Expense), Note 9 (Property, Plant and Equipment) Note 10 (Exploration and Evaluation Expenditure) and Note 12 (Provisions).

Financial statement presentation

In accordance to the *Corporations Act 2001*, there are no separate financial statements for Prodigy Gold NL as an individual entity presented. However, limited financial information for Prodigy Gold NL as an individual entity is included in Note 23.

Going concern

This report has been prepared on the going concern basis, which contemplates the continuity of normal business activity and the realisation of assets and settlement of liabilities in the normal course of business.

The Company incurred a loss after tax of \$10,124,651 (2023: \$5,218,298) and experienced net cash outflows from operating activities of \$4,510,188 (2023: \$4,378,425).

The ability of the Group to continue as a going concern is dependent on the Group being able to raise additional funds as required to meet ongoing and budgeted exploration commitments and for working capital. These conditions indicate a material uncertainty that may cast significant doubt about the Group's ability to continue as a going concern and, therefore, it may be unable to realise its assets and discharge its liabilities in the normal course of business. The Directors believe that they will be able to raise additional capital as required and continuously evaluate the Group's cash requirements. The Directors believe that the Group will continue as a going concern.

Should the Group be unable to continue as a going concern, it may be required to realise its assets and discharge its liabilities other than in the ordinary course of business, and at amounts that differ from those stated in the financial statements. The financial report does not include any adjustments relating to the recoverability and classification of recorded asset amounts or liabilities that might be necessary should the entity not continue as a going concern.

(b) New accounting standards and interpretations

The Group has adopted all of the new or amended Accounting Standards and Interpretations issues by the Accounting Standards Board (AASB) that are mandatory for the current reporting period.

The Group has not elected to early adopt any new standards or amendments during the current financial year.

NOTES TO THE CONSOLIDATED FINANCIAL STATEMENTS

NOTES TO THE CONSOLIDATED FINANCIAL STATEMENTS FOR THE YEAR ENDED 30 JUNE 2024

NOTE 2: SEGMENT INFORMATION

The full Board of Directors, who are the chief operating decision makers, identified one operating segment reportable as exploration for the Group.

NOTE 3: OTHER INCOME

	Consolidated	
	2024	2023
	\$	\$
Expense re-imbursements from JV Partners	(364)	364
Sale of Fixed Assets	-	682
Government Grants	99,730	70,196
	<u>99,366</u>	<u>71,242</u>

NOTE 4: EXPENSES

	Consolidated	
	2024	2023
	\$	\$
Employee and Directors' benefits expense	1,495,231	1,899,627
Less: Amounts included in exploration expenses	(938,878)	(1,296,867)
	<u>556,353</u>	<u>602,760</u>
Share-based payment expense	34,753	55,437
Less: Amounts included in exploration expenses	(15,110)	(11,237)
	<u>19,643</u>	<u>44,200</u>
Depreciation expense	103,421	52,848
Less: Amounts included in exploration expenses	(89,588)	(39,310)
	<u>13,833</u>	<u>13,538</u>
Allowance for expected credit loss	344,953	-
Less: Amounts included in exploration expenses	(344,953)	-
	<u>-</u>	<u>-</u>
Exploration expenses:		
Employee benefit expense	938,878	1,296,867
Share-based payment expense	15,110	11,237
Depreciation expense	89,588	39,310
Allowance for expected credit loss	344,953	-
Other exploration expenses	2,992,929	2,358,303
	<u>4,381,458</u>	<u>3,705,717</u>

NOTES TO THE CONSOLIDATED FINANCIAL STATEMENTS

NOTES TO THE CONSOLIDATED FINANCIAL STATEMENTS FOR THE YEAR ENDED 30 JUNE 2024

NOTE 5: INCOME TAX EXPENSE

	Consolidated	
	2024	2023
	\$	\$
a) Income tax expense		
Current tax	-	-
Deferred tax	-	-
	-	-
b) Reconciliation of income tax expense to prima facie tax payable		
Loss from continuing operations before income tax expense	(10,124,651)	(5,218,298)
Tax at the Australian tax rate of 25% (2023: 25%)	(2,531,163)	(1,304,574)
Tax effect of amounts which are not deductible (taxable) in calculating taxable income:		
Non-assessable income	-	-
Share-based payments	4,911	11,050
Other permanent differences	511	694
Adjustment in respect of prior year	-	7,248
	(2,525,741)	(1,285,582)
Deferred tax assets not brought to account	2,525,741	1,285,582
Income tax expense	-	-
The applicable weighted average effective tax rates	0%	0%
c) Deferred tax liability		
Exploration and evaluation expenditure	431,495	405,167
Temporary difference	34,855	47,275
	466,350	452,442
Off-set of deferred tax assets	(466,350)	(452,442)
Net deferred tax liability recognised	-	-
d) Unrecognised deferred tax assets arising on timing		
Tax losses	41,669,398	40,341,888
Temporary differences	1,696,590	446,783
Expenses taken into equity	134,371	181,706
	43,500,360	40,970,377
Off-set of deferred tax liabilities	(466,350)	(452,442)
Net deferred tax assets not brought to account	43,034,010	40,517,935

No deferred tax assets have been recognised as it is not probable that future tax profits will be available to offset these balances.

NOTES TO THE CONSOLIDATED FINANCIAL STATEMENTS

NOTES TO THE CONSOLIDATED FINANCIAL STATEMENTS FOR THE YEAR ENDED 30 JUNE 2024

NOTE 5: INCOME TAX EXPENSE cont'd

Material Accounting Policy

Tax consolidation legislation

Prodigy Gold NL and its wholly-owned Australian controlled entities have implemented the tax consolidation legislation. The Parent Entity, Prodigy Gold NL, and the controlled entities in the tax consolidated group account for their own current and deferred tax amounts. These tax amounts are measured as if each entity in the tax consolidated group continues to be a stand-alone taxpayer in its own right.

NOTE 6: CASH AND CASH EQUIVALENTS

	Consolidated	
	2024	2023
	\$	\$
Cash at bank and in hand	2,339,860	6,052,764
	<u>2,339,860</u>	<u>6,052,764</u>

Material Accounting Policy

For cash flow statement presentation purposes, cash and cash equivalents includes cash on hand. All cash balances are available for use by the Group.

The Group's exposure to interest rate risk and a sensitivity analysis for financial assets and liabilities are disclosed in Note 15.

NOTE 7: TERM DEPOSITS AND OTHER RECEIVABLES

	Consolidated	
	2024	2023
	\$	\$
CURRENT		
Other receivables (Note 7(a))	54,735	500,003
	<u>54,735</u>	<u>500,003</u>
NON-CURRENT		
Bond term deposit and DITT Cash Bonds	2,489,613	2,481,051
	<u>2,489,613</u>	<u>2,481,051</u>

Accounting estimates and judgements

The Group's current and non-current other receivables and financial assets were subject an assessment under AASB 9 as at 30 June 2024. The assessment took into account the likelihood of an impairment event occurring in the future for Prodigy Gold's debtors and other debtor. This assumption includes the assessment of the ability of other debtors to pay.

NOTES TO THE CONSOLIDATED FINANCIAL STATEMENTS

NOTES TO THE CONSOLIDATED FINANCIAL STATEMENTS FOR THE YEAR ENDED 30 JUNE 2024

NOTE 8: AVAILABLE FOR SALE ASSETS

	Consolidated	
	2024	2023
	\$	\$
Carrying amounts at the beginning of the reporting period		
Fixed assets held for sale	5,349	5,349
Exploration, evaluation and development assets held for sale	5,618,601	5,618,601
Less: Depreciation expense fixed assets held for sale	(5,349)	-
Less: Re-allocation to exploration, evaluation and development expenditure	(87,646)	-
Less: Impairment expense	(5,030,945)	-
	<u>500,010</u>	<u>5,623,950</u>

Fixed assets and exploration, evaluation and development assets

On 30 November 2023 the agreement with Stockton Mining for the divestment of the Old Pirate Gold Project and 23 surrounding exploration tenements was terminated and the parties entered into a new agreement for the divestment of the 23 surrounding exploration tenements only.

A value assessment was undertaken leading to the recognition \$5,030,945 of impairment expenses (2023: NIL) and the re-allocation of the value of some blocks, on an area basis, underlying the mineral leases which no longer form part of the new agreement, to exploration, evaluation and development expenditure. Until such time as the agreement is completed and all conditions precedent have been fulfilled, the written down value of these assets has been classified to current assets held for sale in accordance with AASB 5.

Material Accounting Policy

Current and non-current classification assets and liabilities are presented in the statement of financial position based on current and non-current classification.

The Group classifies an asset as current available for sale assets when it is either expected to be realised or intended to be sold and is expected to be realised within 12 months after the reporting period.

NOTE 9: PROPERTY, PLANT AND EQUIPMENT

	Infrastructure	Motor	Plant &	Total
	\$	Vehicles	Equipment	\$
	\$	\$	\$	\$
At 30 June 2023				
Cost	8,967	875,110	344,960	1,229,037
Accumulated depreciation	(747)	(585,211)	(222,989)	(808,947)
Net book value	<u>8,220</u>	<u>289,899</u>	<u>121,971</u>	<u>420,090</u>
Year ended 30 June 2024				
Opening net book value	8,220	289,899	121,971	420,090
Additions	5,640	184,192	-	189,832
Depreciation expense	(2,874)	(52,776)	(42,422)	(98,072)
Closing net book value	<u>10,986</u>	<u>421,315</u>	<u>79,549</u>	<u>511,850</u>
At 30 June 2024				
Cost	14,607	1,059,302	344,960	1,418,869
Accumulated depreciation	(3,621)	(637,987)	(265,411)	(907,019)
Net book value	<u>10,986</u>	<u>421,315</u>	<u>79,549</u>	<u>511,850</u>

NOTES TO THE CONSOLIDATED FINANCIAL STATEMENTS

NOTES TO THE CONSOLIDATED FINANCIAL STATEMENTS FOR THE YEAR ENDED 30 JUNE 2024

NOTE 9: PROPERTY, PLANT AND EQUIPMENT cont'd

Material Accounting Policy

Property, plant and equipment are stated at historical cost less depreciation and impairment losses. Historical cost includes expenditure that is directly attributable to the acquisition of the items.

Depreciation is calculated using the straight-line method to allocate their cost, net of their residual values, over their estimated useful lives, as follows:

<u>Class of Fixed Asset</u>	<u>Depreciation Rate</u>
Infrastructure	20%
Motor Vehicles	8.3% - 20%
Plant & Equipment	10% - 33.3%

Material accounting estimates and judgements

The estimations of useful lives, residual values and depreciations methods require significant management judgements and are regularly reviewed. If they need to be modified, the depreciation and amortisation expense is accounted for prospectively from the date of the assessment until the end of the revised useful life (for both the current and future years).

NOTE 10: EXPLORATION, EVALUATION AND DEVELOPMENT EXPENDITURE

	Consolidated	
	2024	2023
	\$	\$
Carrying amount at the beginning of reporting period	1,735,493	2,291,985
Less: Impairment expense	-	(556,492)
Less: Re-classification from available for sale asset	87,646	-
Carrying amount at the end of reporting period	1,823,139	1,735,493

Material Accounting Policy

Acquired exploration and evaluation assets are carried at acquisition value less any subsequent impairment. All exploration and evaluation expenditure, subsequent to initial acquisition, is expensed until the Directors conclude that the technical feasibility and commercial viability of extracting a Mineral Resource are demonstrable and that future economic benefits are probable. In making this determination, the Directors consider the extent of exploration, the proximity to existing mine or development properties as well as the degree of confidence in the mineral resource.

No amortisation is charged during the exploration and evaluation phase. Amortisation is charged upon commencement of commercial production. Exploration and evaluation assets are tested for impairment triggers annually and if there is an indicator of impairment under AASB 6 *Exploration for and Evaluation of Mineral Resources*, the area of interest is tested for impairment under AASB 136 *Impairment of Assets*. Upon establishment of commercially viable mineral resources, exploration and evaluation assets are tested for impairment.

Material accounting estimates and judgements

The Group undertook an assessment for impairment triggers of its exploration assets. No tenements were impaired in accordance with AASB 6 and the value of some blocks was re-allocated from available for sale assets, on an area basis. The blocks are underlying the mineral leases and no longer form part of the new agreement with Stockton Mining.

The balances of the exploration assets as at 30 June 2024 are considered to be recoverable on the basis that the Group holds rights to tenure and has undertaken, and will continue to undertake, significant exploration on the remaining exploration assets. Following this assessment, the Group recognised a re-classification totaling \$87,646 (2023: NIL) and no impairment charge to exploration and evaluation expenditure (2023: \$556,492).

NOTES TO THE CONSOLIDATED FINANCIAL STATEMENTS

NOTES TO THE CONSOLIDATED FINANCIAL STATEMENTS FOR THE YEAR ENDED 30 JUNE 2024

NOTE 11: TRADE AND OTHER PAYABLES

	Consolidated	
	2024	2023
	\$	\$
CURRENT LIABILITIES (Unsecured)		
Trade payables	176,826	506,750
Sundry payables and accrued expenses	475,655	179,517
	<u>652,481</u>	<u>686,267</u>

Information about the Group's exposure to liquidity risk is provided in Note 15.

Material Accounting Policy

These amounts represent unpaid liabilities for goods and services provided to the Group prior to the end of financial year and liabilities to government departments offset by government grants. Trade and other payables are recognised initially at fair value and subsequently at amortised cost.

NOTE 12: PROVISIONS

	Consolidated	
	2024	2023
	\$	\$
NON-CURRENT		
Exploration and mine restoration	1,532,485	1,523,923
	<u>1,532,485</u>	<u>1,523,923</u>

Movement in rehabilitation provisions

Movement in rehabilitation provisions during the current financial year are set out below:

	Consolidated	
	2024	2023
	\$	\$
Opening balance	1,523,923	1,563,660
Additional provisions	8,562	7,163
Less amounts reversed	-	(46,900)
Closing balance	<u>1,532,485</u>	<u>1,523,923</u>

Material Accounting Policy

Long-term environmental obligations are based on the Group's environmental management plans, in compliance with current environmental and regulatory requirements. Full provision is made based on the value of the estimated cost of restoring the environmental disturbance that has occurred up to the reporting date. The restoration provision relates to exploration, evaluation and development expenditure and rehabilitation relating to the mining lease.

The estimated costs of rehabilitation are reviewed annually and adjusted as appropriate for changes in legislation, technology or other circumstances. Cost estimates are not reduced by the potential proceeds from the sale of assets.

NOTES TO THE CONSOLIDATED FINANCIAL STATEMENTS

NOTES TO THE CONSOLIDATED FINANCIAL STATEMENTS FOR THE YEAR ENDED 30 JUNE 2024

NOTE 12: PROVISIONS cont'd

Material accounting estimates and judgements

Rehabilitation obligation

The Group estimates the future rehabilitation costs of the site and exploration locations taking into consideration facts and circumstances available at statement of financial position date. A provision has been recognised for the cost to be incurred for the restoration of mine and exploration sites based on the estimated cost. The estimated cost is determined to be the equivalent to the bonds provided to the relevant government departments, reduced by restoration work completed and then increased by a correction factor. The bonds provided are calculated by the government by allocating rehabilitation cost to activities proposed in a mine management plan submitted to the department. Restoration work is completed on an ongoing basis.

NOTE 13: CONTRIBUTED EQUITY

(a) Ordinary Shares

Details	Date	Number of Shares	Issue Price \$	Value \$
Opening balance	1 July 2022	582,627,606		187,260,818
Share placement	3 October 2022	447,707,987	0.01	4,477,080
Share placement	17 October 2022	626,347,225	0.01	6,263,472
Share placement	24 October 2022	91,200,000	0.01	912,000
Share placement ¹⁾	4 May 2023	2,725,000		-
Share placement ¹⁾	15 May 2023	500,000		-
Transaction costs relating to share issues		-		(716,178)
Closing balance	30 June 2023	1,751,107,818		198,197,192
Share placement	28 March 2024	189,833,332	0.003	569,500
Share placement	4 April 2024	72,832,840	0.003	218,499
Share placement	27 May 2024	104,000,493	0.003	312,001
Transaction costs relating to share issues		-		(134,098)
Closing balance	30 June 2024	2,117,774,483		199,163,094

¹⁾ Conversion of employee share options to shares on exercise at a zero exercise price

Ordinary shares entitle the holder to participate in dividends and the proceeds on the winding up of the Company in proportion to the number of and amounts paid on the shares held. The fully paid ordinary shares have no par value and the Company does not have a limited amount of authorised capital.

(b) Options

The number of unlisted options of the Company as at 30 June 2024 is 260,539,443 (2023: 5,500,000). For further details regarding sharebased payments to employees refer to Note 18 and for options issued to shareholders refer to Note 14.

NOTES TO THE CONSOLIDATED FINANCIAL STATEMENTS

NOTES TO THE CONSOLIDATED FINANCIAL STATEMENTS FOR THE YEAR ENDED 30 JUNE 2024

NOTE 14: RESERVES

(a) Reserves

Details	Date	Number of unlisted Options	Date last Option Vested	Value of Reserve \$
Opening balance	1 July 2022	6,725,000	17.10.2022	1,955,984
Option issue date – sharebased payment	29 November 2022	2,000,000	29.11.2022	6,658
Value allocation for historic sharebased payments	30 June 2023	-		48,779
Options exercise – sharebased payment	4 May 2023	(2,725,000)		(97,220)
Options exercise – sharebased payment	15 May 2023	(500,000)		(20,788)
Closing balance	30 June 2023	5,500,000		1,893,413
Option issue date – sharebased payment	16 October 2024	3,125,000	16.10.2023	15,866
Option issue date – sharebased payment	16 October 2024	3,625,000	30.6.2024	18,887
Option cancellation – sharebased payment	23 Jan2024	(500,000)		-
Option cancellation – sharebased payment	23 April 2024	(1,500,000)		(26,032)
Broker options – shareholder approved ⁽¹⁾	27 May 2024	5,844,999	27.5.24	14,879
Attaching options to placement – shareholder approved ⁽²⁾	27 May 2024	244,444,444	27.5.24	-
Closing balance	30 June 2024	260,539,443		1,917,013

⁽¹⁾ Broker options for services provided by the lead manager facilitating a placement that was announced to the ASX on 27 March 2024. Shareholders, at a general meeting held on 22 May 2024, approved to issue the lead manager 1,000,000 options for every \$100,000 raised by the lead manager under the placement, having an exercise price of \$0.007 and expiry date of 30 November 2026.

⁽²⁾ The Company undertook a private share placement of new shares and attaching options to raise approximately \$1.1 million (before expenses). The relevant placement agreement provided that recipients would receive two (2) attaching options for every three (3) shares issued under the placement for nil consideration, having an exercise price of \$0.007 and expiry date of 30 November 2026. The issue of the options was conditional upon shareholder approval which was granted at a general meeting held on 22 May 2024.

(b) Nature and purpose of share-based payment reserve

The share-based payment reserve is used to recognise the fair value of options issued as consideration for services provided. These amounts are accounting accruals required under accounting standards and have not actually been paid during the year, nor do they reflect the benefit (if any) that may ultimately be received.

Refer to Note 18 to the financial statements for more information on options provided as part of remuneration to the Directors, key management personnel and employees.

NOTE 15: FINANCIAL RISK MANAGEMENT

The Group's activities expose it to a variety of financial risks: market risk (including interest rate risk), credit risk and liquidity risk. The Group's overall risk management program focuses on the unpredictability of financial markets and seeks to minimise potential adverse effects on the financial performance of the Group.

The Board of Directors has overall responsibility for the establishment and oversight of the risk management framework. Risk management is addressed within an evaluative process at Board meetings.

NOTES TO THE CONSOLIDATED FINANCIAL STATEMENTS

NOTES TO THE CONSOLIDATED FINANCIAL STATEMENTS FOR THE YEAR ENDED 30 JUNE 2024

NOTE 15: FINANCIAL RISK MANAGEMENT cont'd

Capital risk management

The Group's objectives when managing capital is to safeguard its ability to continue as a going concern, so that it can provide returns for shareholders and benefits for other stakeholders and to maintain an optimum capital structure to reduce the cost of capital.

Capital is regarded as total equity, as recognised in the statement of financial position, plus net debt. Net debt is calculated as total borrowings less cash and cash equivalents.

In order to maintain or adjust the capital structure, the Group may issue new shares or sell assets to reduce debt.

The Group is subject to certain financing arrangement covenants, and meeting these is given priority in all capital risk management decisions. There have been no events of default on the financing arrangements during the financial year.

Market Risk - Interest rate risk

Interest rate risk for the Group is considered to be minimal. The Group had no material interest attracting debts. Assets are managed with a mixture of short term and at call investments. All other receivables are non-interest bearing.

The Group's exposure to interest rate risk relates primarily to the Group's cash and cash equivalents as detailed in the table below. A sensitivity analysis has been determined based on the exposure to interest rates at reporting date with the stipulated change taking place at the beginning of the financial year and held constant throughout the reporting period. A 100 basis point increase or decrease is used when reporting interest rate risk internally to key management personnel and represents management's assessment of the possible change in interest rates. The Group's exposure to interest rate risk, which is the risk that a financial instrument's value will fluctuate as a result of changes in market interest rates and the effective weighted average interest rates on classes of financial assets and financial liabilities, is as follows:

	Weighted Average Effective Interest Rate %	Floating Interest Rate \$	Fixed Interest Rate Maturing			Non-Interest Bearing \$	Total \$
			< 1 year \$	1 - 5 year \$	> 5 years \$		
30 June 2024							
Financial Assets:							
Cash and bonds	4.07%	2,339,860		-	-	-	2,339,860
Receivables		-	-	-	-	54,735	54,735
Total financial assets		2,339,860	-	-	-	54,735	2,394,595
Financial Liabilities:							
Payables		-	-	-	-	652,481	652,481
Total financial liabilities		-	-	-	-	652,481	652,481
30 June 2023							
Financial Assets:							
Cash and bonds	3.01%	6,052,764		-	-	-	6,052,764
Receivables		-	-	-	-	500,003	500,003
Total financial assets		6,052,764	-	-	-	500,003	6,552,767
Financial Liabilities:							
Payables		-	-	-	-	686,267	686,267
Total financial liabilities		-	-	-	-	686,267	686,267

NOTES TO THE CONSOLIDATED FINANCIAL STATEMENTS

NOTES TO THE CONSOLIDATED FINANCIAL STATEMENTS FOR THE YEAR ENDED 30 JUNE 2024

NOTE 15: FINANCIAL RISK MANAGEMENT cont'd

Based on the financial instruments held at 30 June 2024, should the interest rate weaken/strengthen by 100 basis points against the effective interest rate with all other variables held constant, post-tax loss for the year would have been \$23,399 higher/\$23,399 lower (2023: \$60,528 higher/\$60,528 lower).

Credit Risk

Credit risk is managed on a Group basis. Credit risk is a risk of financial loss if the Group's counterparties are failing to discharge their obligation in respect to the Group's financial instruments held in those counterparties. Credit risk mainly arises from cash, cash equivalents, deposits with banks and receivables. The Group deposits its fund only with prudent banks with the minimum rating of "A", and the management believes they are fully recoverable from the banks when due. The Group has provided for a total of NIL (2023: NIL) for past due receivables.

Credit risk further arises in relation to financial guarantees given to certain parties (see Note 17 for details). The maximum exposure to credit risk at the reporting date is the carrying amount of the financial assets as summarised in the table below.

	Consolidated	
	2024	2023
	\$	\$
Cash at bank	2,339,860	6,052,764
Bonds term deposit and bonds	2,489,613	2,481,051
Receivables	54,735	500,003

Liquidity Risk

The Group has prudent liquidity risk management which includes maintaining sufficient funds to meet operational and exploration expenditure when they are due for payment, and the availability of funding through an adequate amount of committed fund sources. The Group and Parent Entity manage liquidity risk by continuously monitoring forecasts and actual cash flows.

The Directors of the Group place high importance on capital raising strategies and investor relations. Strategies pursued include road shows, company presentation to fund managers and sophisticated investors and consideration of strategic partnerships.

Maturities of financial liabilities

	< 6 months	6 - 12 months	1 - 2 years	2 - 5 years	> 5 years	Total Contractual Cash Flows	Carrying Amount
	\$	\$	\$	\$	\$	\$	\$
30 June 2024							
Non-derivatives							
Non-interest bearing	652,481	-	-	-	-	652,481	652,481
Interest bearing	-	-	-	-	-	-	-
Total non-derivatives	652,481	-	-	-	-	652,481	652,481
30 June 2023							
Non-derivatives							
Non-interest bearing	686,267	-	-	-	-	686,267	686,267
Interest bearing	-	-	-	-	-	-	-
Total non-derivatives	686,267	-	-	-	-	686,267	686,267

The table above analyses the Group's and the Parent Entity's financial liabilities into relevant maturity periods based on the remaining period at balance date to the contractual maturity date. The amounts disclosed in the table are the contractual undiscounted cash flows.

NOTES TO THE CONSOLIDATED FINANCIAL STATEMENTS

NOTES TO THE CONSOLIDATED FINANCIAL STATEMENTS FOR THE YEAR ENDED 30 JUNE 2024

NOTE 16: AUDITOR'S REMUNERATION

	Consolidated	
	2024	2023
	\$	\$
a) Audit services		
BDO	30,800	-
BDO (WA)	19,800	47,811
Total remuneration of audit services	50,600	47,811
b) Non-audit services		
BDO – Tax compliance services	15,102	21,365
Total remuneration of non-audit services	15,102	21,365

NOTE 17: CONTINGENCIES

Environmental

The Group provides for all known environmental liabilities. While the Directors believe that, based upon current information, its current provisions for the environmental rehabilitation are adequate, there can be no assurance that material new provisions will not be required as a result of new information or regulatory requirements with respect to known sites or identification of new remedial obligations at other sites.

Bank guarantees totaling \$2,275,504 (2023: \$2,275,504) have been provided. Term deposits of \$2,275,504 (2023: \$2,275,504) and a cash deposit of \$101,673 (2023: \$93,111) with the Department of Industry, Tourism and Trade – Northern Territory secure these guarantees. Per Note 12 a restoration provision of \$1,532,485 (2023: \$1,523,923) has been recognised for all known required restoration costs.

NOTE 18: SHARE-BASED PAYMENTS

The fair value of all Options subject to non-market conditions at grant date were determined using a Black-Scholes option pricing model that takes into account the exercise price, the anticipated vesting period, the impact of dilution, the share price at grant date and expected price volatility of the underlying Options, the expected dividend yield and the risk-free interest rate for the term of the Options.

ASX LR10.15.11 Statement

The Group has provided details of all securities issued under the Employee Share Option Plan in this annual report relating to the period in which they were issued. Shareholder approval for the issue of securities to Directors, associates and their related parties was obtained under Listing Rules 10.14. Any additional persons covered by Listing Rule 10.14 who become entitled to participate in an issue of securities under the Employee Share Option Plan after the resolution is approved and who were not named in the notice of meeting will not participate until approval is obtained under Listing Rule 10.14.

Options Exercisable at 145% of 5-day VWAP's ("Option")

During the reporting period, the Group issued 1,500,000 Options to the managing director following shareholder approval at the AGM held on 16 October 2023 and an additional 5,250,000 Options to key management personnel and Company employees. The exercise price of the Options is calculated at a premium of 145% to the 5 day VWAP of Prodigy Gold's share price immediately prior to 16 October 2023. Part of the Options vested on the grant date and the remainder of the options vested on 30 June 2024.

NOTES TO THE CONSOLIDATED FINANCIAL STATEMENTS

NOTES TO THE CONSOLIDATED FINANCIAL STATEMENTS FOR THE YEAR ENDED 30 JUNE 2024

NOTE 18: SHARE-BASED PAYMENTS cont'd

During the period \$34,753 of expense was recorded relating to these Options, including \$18,132 for key management personnel Options.

Employee Options	Tranche 1 MD	Tranche 2 MD	Tranche 1 Employees	Tranche 2 Employees
Number of Options to be granted	750,000	750,000	2,375,000	2,875,000
Number of Options vested	750,000	750,000	2,375,000 ⁽¹⁾	2,375,000 ⁽²⁾
Fair Value at grant date	\$0.0081	\$0.0081	\$0.0081	\$0.0081
Exercise price	\$0.012	\$0.012	\$0.012	\$0.012
Issue date	16 Oct 2023	16 Oct 2023	16 Oct 2023	16 Oct 2023
Expiry date	16 Oct 2027	16 Oct 2027	16 Oct 2027	16 Oct 2027
Vesting date (subject to Option issue)	16 Oct 2023	30 June 2024	16 Oct 2023	30 June 2024
Expected price volatility of Options	120.03%	120.03%	120.03%	120.03%
Risk free interest rate	4.05%	4.05%	4.05%	4.05%

⁽¹⁾ 500,000 of the vested options were subsequently cancelled as the conditions of the options were no longer able to be met

⁽²⁾ 500,000 of the options were cancelled prior to vesting as the conditions of the options were no longer able to be met

During the period an additional \$NIL (2023: \$48,779) of expense was recorded relating to historical employee options and an amount of \$26,032 (2023: \$118,008) was recycled through retained earnings following the exercise of options. The Company also recognised an amount of \$14,879 (2023: NIL) for broker options in relation to a placement and issued following shareholder approval (refer to Note 14).

Material Accounting estimates and judgements

Share-based payments subject to non-market conditions are determined using a Black-Scholes option pricing model. The model takes into account the exercise price, the anticipated vesting period of the option, the impact of dilution, the share price at grant date and expected price volatility of the underlying option, the expected dividend yield and the risk-free interest rate for the term of the option.

When estimating the fair value of the options at measurement date, the Group adjusts the number of equity instruments included in the measurement of the transaction amount so that ultimately the amount recognised is based on the number of equity instruments that eventually vest. The Group uses the best available estimate of the number of equity instruments expected to vest at the end of each reporting period.

Share-based payments expense reconciliation

	Consolidated	
	2024	2023
	\$	\$
Share-based payments expense (refer to Note 4):		
Options issued during the period to 30 June 2021	-	11,152
Options issued during the period 30 June 2022	-	37,627
Options issued during the period 30 June 2023	-	6,658
Options issued during the period 30 June 2024	34,753	-
	<u>34,753</u>	<u>55,437</u>

NOTES TO THE CONSOLIDATED FINANCIAL STATEMENTS

NOTES TO THE CONSOLIDATED FINANCIAL STATEMENTS FOR THE YEAR ENDED 30 JUNE 2024

NOTE 19: RELATED PARTY TRANSACTIONS

Transactions between related parties occur on normal commercial terms and conditions and are no more favourable than those available to other parties unless otherwise stated. The details of transactions with related parties of key management personnel are set out on page 44 (Other Transactions with Directors and Other Key Management Personnel) of the Remuneration Report and in Note 18. A related party of the MD was paid a total of \$2,030 during the financial year at a casual rate for relief work in administration on an arm's length basis.

During the year transactions occurred by the Parent Entity for exploration expenditure of its wholly owned subsidiaries. Any expenditure incurred by the Parent Entity on behalf of its wholly owned subsidiaries is written off and eliminated on consolidation.

NOTE 20: SUBSEQUENT EVENTS

The Company released resource updates for its Tregony and Hyperion resources. Prodigy Gold completed the binding tenement sale and purchase agreements with iTech acquiring 100% of Prodigy Gold's interest in three tenements in the Reynolds Range⁴⁴, receiving a total consideration of \$100,000. The Group will receive a 1% royalty over all metallic product recovered from the projects other than graphite.

No other matter or circumstance has arisen since 30 June 2024 that has significantly affected, or may significantly affect the Group's operations, the results of those operations, or the Group's state of affairs in future financial years.

NOTE 21: CASH FLOW INFORMATION

	Consolidated	
	2024	2023
	\$	\$
(a) Reconciliation of Cash Flow from Operations with Loss after Income Tax		
Loss after income tax	(10,124,651)	(5,218,298)
Non cash activities		
Depreciation	103,421	52,848
(Gain)/loss on disposal of fixed assets (net)	-	(682)
Impairment of capitalised exploration expenditures	-	556,492
Impairment of available for sale assets	5,030,945	-
Re-allocation of available for sale assets to capitalised exploration expenditures	87,646	-
Share-based payments	34,753	55,437
Borrowing costs	-	65,397
Issue of broker options	14,879	-
Share issue cost (non-cash)	(29,775)	-
Changes in assets and liabilities		
(Increase)/decrease in term deposits and other receivables	445,267	129,842
(increase)/decrease in inventories	7,750	(17,000)
(increase)/decrease in other assets	41,929	(35,837)
(increase)/decrease in capitalised exploration expenditure	(87,646)	-
(Decrease)/increase in trade and other payables and accruals	(33,786)	20,006
(Decrease)/increase in employee entitlements	(9,482)	53,107
(Decrease)/increase in provisions	8,562	(39,737)
Cash flow/(outflow) from operations	(4,510,188)	(4,378,425)

⁴⁴ ASX: 23 February 2024 and 7 August 2024

NOTES TO THE CONSOLIDATED FINANCIAL STATEMENTS

NOTES TO THE CONSOLIDATED FINANCIAL STATEMENTS FOR THE YEAR ENDED 30 JUNE 2024

NOTE 21: CASH FLOW INFORMATION cont'd

(b) Non-cash investing and financing activities

There were no non-cash investing activities and a total of \$14,896 (2023: NIL) non-cash financing activities for share issue cost paid in July 2024 and broker options.

NOTE 22: LOSS PER SHARE

		Consolidated	
		2024	2023
		\$	\$
a)	Basic loss per share		
	Basic loss per share attributable to the ordinary equity holders of the Company	(0.55)	(0.37)
b)	Reconciliation of loss used in calculated loss per share		
	Loss attributable to owners of Prodigy Gold NL used to calculate basic loss per share – Loss from continuing operations	(10,124,651)	(5,218,298)
		(10,124,651)	(5,218,298)
c)	Weighted average number of shares used as denominator		
	Weighted average number of ordinary shares used as the denominator in calculating basic earnings per share	1,826,836,799	1,415,814,376

The Group made a loss, therefore the diluted EPS is not shown as it is not dilutive.

NOTE 23: PARENT ENTITY INFORMATION

The following information relates to the Parent Entity Prodigy Gold NL. The information presented has been prepared using accounting policies that are consistent with those presented in Note 1 and throughout.

		Parent Entity	
		2024	2023
		\$	\$
	Current assets	3,034,022	12,365,813
	Non-current assets	4,824,603	4,636,635
	Total assets	7,858,625	17,002,448
	Current liabilities	872,027	915,295
	Non-current liabilities	1,532,485	1,523,923
	Total liabilities	2,404,512	2,439,218
	Net assets	5,454,113	14,563,230
	Contributed equity	199,163,094	198,197,192
	Reserves	1,917,013	1,893,413
	Accumulated losses	(195,625,994)	(185,527,375)
	Total equity	5,454,113	14,563,230
	Loss for the year	(10,124,651)	(5,218,298)
	Other comprehensive income/(loss) for the year	-	-
	Total comprehensive (loss)	(10,124,651)	(5,218,298)

NOTES TO THE CONSOLIDATED FINANCIAL STATEMENTS

NOTES TO THE CONSOLIDATED FINANCIAL STATEMENTS FOR THE YEAR ENDED 30 JUNE 2024

NOTE 24: SUBSIDIARIES

The consolidated financial statements incorporate the assets, liabilities and results of the following subsidiaries in accordance with Prodigy Gold’s accounting policies:

			Equity Holding	
			2024	2023
			%	%
Parent Entity				
Prodigy Gold NL	Australia	Ordinary	-	-
Controlled entities				
Rare Resources Pty Ltd ⁽¹⁾	Australia	Ordinary	100	100
Australian Tenement Holdings Pty Ltd	Australia	Ordinary	100	100

⁽¹⁾ RARE Resources Pty Ltd was converted from a public company into a Pty Ltd during the financial year and is currently in the process of de-registration.

NOTE 25: COMPANY DETAILS

The registered office of the Group and principal place of business is:

Prodigy Gold NL
Level 1, 67 Smith Street
DARWIN NT 0800

DIRECTORS' DECLARATION

The Directors of the Group declare that:

1. the consolidated financial statements, comprising the Consolidated Statement of Profit or Loss and Other Comprehensive Income, Consolidated Statement of Financial Position, Consolidated Statement of Cash Flows, Consolidated Statement of Changes in Equity, and accompanying notes, as set out on pages 50 to 70 are in accordance with the *Corporations Act 2001*, and:
 - (a) comply with Accounting Standards and the Corporations Regulations 2001;
 - (b) give a true and fair view of the financial position as at 30 June 2024 and of the performance for the year ended on that date of the Group; and
 - (c) the consolidated entity disclosure statement is true and correct.
2. the Managing Director and the Chief Financial Officer of the Group have each declared as required by Section 295A that:
 - (a) the financial records of the Group for the financial year have been properly maintained in accordance with Section 286 of the *Corporations Act 2001*;
 - (b) the financial statements and notes for the financial year comply with the Accounting Standards;
 - (c) the financial statements, and notes for the financial year give a true and fair view; and
 - (d) the information disclosed in the attached consolidated entity disclosure statement is true and correct.
3. in the Directors' opinion there are reasonable grounds to believe that the Group will be able to pay its debts as and when they become due and payable.
4. The Group has included in the notes to the financial statements an explicit and unreserved statement of compliance with International Financial Reporting Standards.

This declaration is made in accordance with a resolution of the Board of Directors.

Dated this 19th day of August 2024



MARK EDWARDS
Managing Director

INDEPENDENT AUDITOR'S REPORT TO THE MEMBERS



Tel: +61 8 6382 4600
Fax: +61 8 6382 4601
www.bdo.com.au

Level 9, Mia Yellagonga Tower 2
5 Spring Street
Perth, WA 6000
PO Box 700 West Perth WA 6872
Australia

INDEPENDENT AUDITOR'S REPORT

To the members of Prodigy Gold NL

Report on the Audit of the Financial Report

Opinion

We have audited the financial report of Prodigy Gold NL (the Company) and its subsidiaries (the Group), which comprises the consolidated statement of financial position as at 30 June 2024, the consolidated statement of profit or loss and other comprehensive income, the consolidated statement of changes in equity and the consolidated statement of cash flows for the year then ended, and notes to the financial report, including material accounting policy information, the consolidated entity disclosure statement and the directors' declaration.

In our opinion the accompanying financial report of the Group, is in accordance with the Corporations Act 2001, including:

- (i) Giving a true and fair view of the Group's financial position as at 30 June 2024 and of its financial performance for the year ended on that date; and
- (ii) Complying with Australian Accounting Standards and the *Corporations Regulations 2001*.

Basis for opinion

We conducted our audit in accordance with Australian Auditing Standards. Our responsibilities under those standards are further described in the *Auditor's responsibilities for the audit of the Financial Report* section of our report. We are independent of the Group in accordance with the *Corporations Act 2001* and the ethical requirements of the Accounting Professional and Ethical Standards Board's APES 110 *Code of Ethics for Professional Accountants (including Independence Standards)* (the Code) that are relevant to our audit of the financial report in Australia. We have also fulfilled our other ethical responsibilities in accordance with the Code.

We confirm that the independence declaration required by the Corporations Act 2001, which has been given to the directors of the Company, would be in the same terms if given to the directors as at the time of this auditor's report.

We believe that the audit evidence we have obtained is sufficient and appropriate to provide a basis for our opinion.

Material uncertainty related to going concern

We draw attention to Note 1 in the financial report which describes the events and/or conditions which give rise to the existence of a material uncertainty that may cast significant doubt about the group's ability to continue as a going concern and therefore the group may be unable to realise its assets and discharge its liabilities in the normal course of business. Our opinion is not modified in respect of this matter.

INDEPENDENT AUDITOR'S REPORT TO THE MEMBERS



Key audit matters

Key audit matters are those matters that, in our professional judgement, were of most significance in our audit of the financial report of the current period. These matters were addressed in the context of our audit of the financial report as a whole, and in forming our opinion thereon, and we do not provide a separate opinion on these matters. In addition to the matter described in the *Material uncertainty related to going concern* section, we have determined the matters described below to be the key audit matters to be communicated in our report.

Recoverability of Exploration and Evaluation Expenditure and Assets Held for Sale

Key audit matter	How the matter was addressed in our audit
<p>As disclosed in Note 8 and 10 of the financial report, the carrying value of capitalised exploration and evaluation expenditure represents a significant asset of the Group.</p> <p>Refer to Note 10 of the financial report for a description of the accounting policy and significant judgements applied to capitalised exploration and evaluation expenditure.</p> <p>In accordance with AASB 6 <i>Exploration for and Evaluation of Mineral Resources</i> ("AASB 6"), the recoverability of exploration and evaluation expenditure requires significant judgement by management in determining whether there are any facts or circumstances that exist to suggest that the carrying amount of this asset may exceed its recoverable amount. As a result, this is considered a key audit matter.</p>	<p>Our procedures included, but were not limited to:</p> <ul style="list-style-type: none">• Obtaining a schedule of the areas of interest held by the Group and assessing whether the rights to tenure of those areas of interest remained current at balance date;• Assessing the ability to finance any planned future exploration and evaluation activity;• Considering the status of the ongoing exploration programmes in the respective areas of interest by holding discussions with management, and reviewing the Group's exploration budgets, ASX announcements and directors' minutes;• Considering whether any areas of interest had reached a stage where a reasonable assessment of economically recoverable reserves existed;• Evaluating management's support and calculations for the impairment expense of \$5,030,945 by checking:<ul style="list-style-type: none">– The allocation of the expenditure across the relevant tenements– The mathematical accuracy of the amount written down.• Assessing the adequacy of the related disclosures in Note 8 and 10 to the Financial Report.



Other information

The directors are responsible for the other information. The other information comprises the information contained in the Group's annual report for the year ended 30 June 2024, but does not include the financial report and our auditor's report thereon.

Our opinion on the financial report does not cover the other information and we do not express any form of assurance conclusion thereon.

In connection with our audit of the financial report, our responsibility is to read the other information identified above and, in doing so, consider whether the other information is materially inconsistent with the financial report or our knowledge obtained in the audit or otherwise appears to be materially misstated.

If, based on the work we have performed on the other information that we obtained prior to the date of this auditor's report, we conclude that there is a material misstatement of this other information, we are required to report that fact. We have nothing to report in this regard.

Responsibilities of the directors for the Financial Report

The directors of the Company are responsible for the preparation of:

- a) the financial report that gives a true and fair view in accordance with Australian Accounting Standards and the Corporations Act 2001 and
- b) the consolidated entity disclosure statement that is true and correct in accordance with the Corporations Act 2001, and

for such internal control as the directors determine is necessary to enable the preparation of:

- i) the financial report that gives a true and fair view and is free from material misstatement, whether due to fraud or error; and
- ii) the consolidated entity disclosure statement that is true and correct and is free of misstatement, whether due to fraud or error.

In preparing the financial report, the directors are responsible for assessing the ability of the group to continue as a going concern, disclosing, as applicable, matters related to going concern and using the going concern basis of accounting unless the directors either intend to liquidate the Group or to cease operations, or has no realistic alternative but to do so.

INDEPENDENT AUDITOR'S REPORT TO THE MEMBERS



Auditor's responsibilities for the audit of the Financial Report

Our objectives are to obtain reasonable assurance about whether the financial report as a whole is free from material misstatement, whether due to fraud or error, and to issue an auditor's report that includes our opinion. Reasonable assurance is a high level of assurance, but is not a guarantee that an audit conducted in accordance with the Australian Auditing Standards will always detect a material misstatement when it exists. Misstatements can arise from fraud or error and are considered material if, individually or in the aggregate, they could reasonably be expected to influence the economic decisions of users taken on the basis of this financial report.

A further description of our responsibilities for the audit of the financial report is located at the Auditing and Assurance Standards Board website at:

https://www.auasb.gov.au/admin/file/content102/c3/ar1_2020.pdf

This description forms part of our auditor's report.

Report on the Remuneration Report

Opinion on the Remuneration Report

We have audited the Remuneration Report included in pages 39 to 44 of the directors' report for the year ended 30 June 2024.

In our opinion, the Remuneration Report of Prodigy Gold NL, for the year ended 30 June 2024, complies with section 300A of the *Corporations Act 2001*.

Responsibilities

The directors of the Company are responsible for the preparation and presentation of the Remuneration Report in accordance with section 300A of the *Corporations Act 2001*. Our responsibility is to express an opinion on the Remuneration Report, based on our audit conducted in accordance with Australian Auditing Standards.

BDO Audit Pty Ltd

A handwritten signature in black ink, appearing to read 'Glyn O'Brien', is written over the BDO logo.

Glyn O'Brien

Director

Perth, 19 August 2024

ADDITIONAL INFORMATION FOR LISTED PUBLIC COMPANIES

Additional information required by the Australian Securities Exchange Limited and not shown elsewhere in this report is set out below. The information was prepared based on share registry information processed up to 12 August 2024.

1. Shareholdings

(a) Distribution of shareholders

Size of holding category (number of shares held)	Number of Holders Ordinary Shares
1 – 1,000	631
1,001 – 5,000	884
5,001 – 10,000	474
10,001 – 100,000	1,161
100,001 and over	617
	3,767

(b) The number of shareholders holding less than a marketable parcel

The number of shareholders holding less than a marketable parcel is nil.

(c) The names of the substantial shareholders

The name of the substantial shareholders listed in the holding Company's register are:

Shareholders	Number of Ordinary Shares	% Held of Issued Ordinary Capital
APAC Resources Limited & Allied Properties Investments (1) Company Limited	938,348,574	44.31
Jetosea Pty Ltd	136,357,208	6.44

(d) Voting rights

The voting rights attached to each class of equity security are as follows:

Ordinary shares

Each ordinary share is entitled to one vote when a poll is called, otherwise each member present at a meeting or by proxy has one vote on a show of hands.

ADDITIONAL INFORMATION FOR LISTED PUBLIC COMPANIES

1. Shareholdings cont'd

(e) 20 largest shareholders – Ordinary shares

Name	Number of Ordinary Fully Paid Shares Held	% Held of Issued Ordinary Capital
1. BNP PARIBAS NOMS PTY LTD	950,087,733	44.86
2. *JETOSEA PTY LTD	136,357,208	6.44
3. J P MORGAN NOMINEES AUSTRALIA PTY LIMITED	119,630,832	5.65
4. BNP PARIBAS NOMS PTY LTD <GLOBAL MARKETS>	85,000,010	4.01
5. *JEMAYA PTY LTD	80,500,000	3.80
6. ZERO NOMINEES PTY LTD	49,254,285	2.33
7. SCINTILLA STRATEGIC INVESTMENTS LIMITED	25,000,000	1.18
8. *PERTH SELECT SEAFOODS PTY LTD	20,133,334	0.95
9. FILMRIM PTY LTD<MAJUFE SUPER A/C>	16,166,666	0.76
10. MR VINCENT ANDREW MAIOLO	16,100,000	0.76
11. MR STEPHEN ROBERT WYLIE	15,255,000	0.72
12. CITICORP NOMINEES PTY LIMITED	14,432,612	0.68
13. PULSE MARKETS PTY LTD	13,800,000	0.65
14. MR GORDON CHAN	13,018,512	0.61
15. MIKE AND ANGIE PETERS PTY LTD <MIKE & ANGIE PETERS SU A/C>	12,000,000	0.57
16. MORSEC NOMINEES PTY LTD <ACCUMULATION ACCOUNT>	10,943,451	0.52
17. ZANYA NOMINEES PTY LTD <JLS SUPERANNUATION A/C>	10,000,000	0.47
18. MR ROGER WOODWARD IDDON & MRS HELEN CATHERINE IDDON <OCEANVIEW SUPER FUND A/C>	10,000,000	0.47
19. HSBC CUSTODY NOMINEES (AUSTRALIA) LIMITED <GSCO CUSTOMERS A/C>	9,833,334	0.46
20. P G COLEMAN PTY LTD <P G COLEMAN SUPER FUND A/C>	9,000,571	0.43
	1,616,513,548	76.33

* Denotes merged holders

2. Company Secretary

The name of the Company Secretary is Ms Jutta Zimmermann.

3. Registered and Principal Place of Business

Prodigy Gold NL
Level 1, 67 Smith Street
DARWIN NT 0800
Phone: +61 8 9423 9777
Fax: +61 8 9423 9733

4. Register of Securities

Registers of securities are held at the following address:

Automic Group
Level 5, 191 St Georges Terrace
PERTH WA 6000

ADDITIONAL INFORMATION FOR LISTED PUBLIC COMPANIES

5. Stock Exchange Listing

Quotation has been granted for all the ordinary shares of the Company on all Member Exchanges of the Australian Securities Exchange Limited.

6. Unquoted Securities

As at 12 August 2024, the Company has 260,539,443 unlisted options on issue, which are held by 45 beneficial holders holding less than 20% of the unquoted securities.

7. On-Market Buy Back

The Company does not have a current on-market buy back.

8. Consolidated Entity Disclosure

The consolidated financial statements incorporate the assets, liabilities and results of the following subsidiaries in accordance with Prodigy Gold's accounting policies:

Name of Entity	Type of Entity	Trustee, Partner or Participant in Joint Venture	Country of Incorporation	Australian Resident	Equity Holding	
					2024 %	2023 %
Parent Entity						
Prodigy Gold NL	Public Listed	Partner	Australia	Australian		
Controlled Entities						
Rare Resources Pty Ltd ⁽¹⁾	Body Corporate	N/A	Australia	Australian	100	100
Australian Tenement Holdings Pty Ltd	Body Corporate	Partner	Australia	Australian	100	100

⁽¹⁾ RARE Resources Pty Ltd was converted from a public company into a Pty Ltd during the financial year and is currently in the process of de-registration.



Level 1, 67 Smith Street, Darwin NT 0800

www.prodigygold.com.au