

# Actively Exploring the Boundiali Gold Project in Côte d'Ivoire

**aurum**  
aurum resources

ASX:AUE

[www.aurumres.com.au](http://www.aurumres.com.au)



**AFRICA  
DOWNUNDER**

**4-6 Sept 2024**

Perth, Western Australia



# Disclaimer



This presentation prepared by Aurum Resources Ltd ("Company") does not purport to contain all the information that a prospective investor may require in connection with any potential investment in the Company. You should not treat the contents of this presentation, or any information provided in connection with it, as financial advice, financial product advice or advice relating to legal, taxation or investment matters. No representation or warranty, express or implied, is made as to the fairness, accuracy, completeness or correctness of the information, opinions and conclusions contained in this presentation. This presentation is provided expressly on the basis that you will carry out your own independent inquiries into the matters contained in the presentation and make your own independent decisions about the affairs, financial position or prospects of the Company. The Company reserves the right to update, amend or supplement the information at any time in its absolute discretion (without incurring any obligation to do so). To the maximum extent permitted by law, none of the Company its directors, employees or agents, advisers, nor any other person accepts any liability, including, without limitation, any liability arising from fault or negligence on the part of any of them or any other person, for any loss arising from the use of this presentation or its contents or otherwise arising in connection with it. This presentation is not an offer, invitation, solicitation or other recommendation with respect to the subscription for, purchase or sale of any security, and neither this presentation nor anything in it shall form the basis of any contract or commitment whatsoever.

## FUTURE MATTERS

This presentation may contain forward looking statements that are subject to risk factors associated with mineral exploration, mining and production businesses. It is believed that the expectations reflected in these statements are reasonable but they may be affected by a variety of variables and changes in underlying assumptions which could cause actual results or trends to differ materially, including but not limited to price fluctuations, actual demand, currency fluctuations, drilling and production results, reserve estimations, loss of market, industry competition, environmental risks, physical risks, legislative, fiscal and regulatory changes, economic and financial market conditions in various countries and regions, political risks, project delay or advancement, approvals and cost estimates.

This presentation also contains reference to certain intentions, expectations, future plans, strategy and prospects of the Company. Those intentions, expectations, future plans, strategy and prospects may or may not be achieved. They are based on certain assumptions, which may not be met or on which views may differ and may be affected by known and unknown risks. In particular, there is a risk that the Company will not be able to delineate JORC resources from exploration drilling. The performance and operations of the Company may be influenced by a number of factors, many of which are outside the control of the Company. No representation or warranty, express or implied, is made by the Company, or any of its directors, officers, employees, advisers or agents that any intentions, expectations or plans will be achieved either totally or partially or that any particular rate of return will be achieved.

Given the risks and uncertainties that may cause the Company's actual future results, performance or achievements to be materially different from those expected, planned or intended, recipients should not place undue reliance on these intentions, expectations, future plans, strategy and prospects. The Company does not warrant or represent that the actual results, performance or achievements will be as expected, planned or intended.

## COMPETENT PERSONS STATEMENT

The information in this presentation that relates to Exploration Targets and Exploration Results is based on information compiled by Mr Mark Strizek, a Competent Person who is a Member or The Australasian Institute of Mining and Metallurgy. Mr Strizek is a non-executive director of the Company.

Mr Strizek has sufficient experience that is relevant to the style of mineralisation and type of deposit under consideration and to the activity being undertaking to qualify as a Competent Person as defined in the 2012 edition of the "Australasian Code for Reporting of Exploration Results, Mineral Resources and Ore Reserves". Mr Strizek consents to the inclusion in the announcement of the matters based on his information in the form and context in which it appears. Additionally, Mr Strizek confirms that the entity is not aware of any new information or data that materially affects the information contained in the ASX releases referred to in this presentation.

## COMPLIANCE STATEMENT

This report contains information extracted from ASX market announcements reported in accordance with the 2012 edition of the "Australasian Code for Reporting of Exploration Results, Mineral Resources and Ore Reserves" ("2012 JORC Code") and available for viewing at [www.asx.com](http://www.asx.com) and includes results reported previously and published on ASX platform:

05 Sep 2024, AUE hits 40m at 1.03 g/t gold at Boundiali BD Target 1 (ASX:AUE)	21 December 2023, Rapid Drilling at Boundiali Gold Project (ASX:AUE)
03 Sep 2024, Boundiali South Exploration Licence Renewed (ASX:AUE)	21 November 2023, AUE Acquisition Presentation (ASX:AUE)
07 Aug 2024, Aurum to advance met studies for Boundiali Gold Project (ASX:AUE)	21 June 2021, Notice of General Meeting/Proxy Form (MSR:ASX)
22 July 2024, Prelim metallurgical tests deliver up to 99% gold recovery (ASX:AUE)	21 May 2021, PlusOr to Acquire 6194 sq kms Ground Position in Cote d'Ivoire (MSR:ASX)
17 June 2024, Aurum hits 69m at 1.05 g/t gold at Boundiali BD Target 1 (ASX:AUE)	22 August 2019, Boundiali RC Drill Results Continue to Impress (PDI:ASX)
28 May 2024, AUE hits 163 g/t gold in 12m @ 14.56 g/t gold at BD Target 1 (ASX:AUE)	15 July 2019, RC, Trench Results Grow Boundiali Potential In Cote D'Ivoire (PDI:ASX)
24 May 2024, Aurum hits 74m @ 1.0 g/t gold at Boundiali BD Target 2 (ASX:AUE)	27 May 2019, New Drill Results Strengthen Boundiali Project Cote D'Ivoire (PDI:ASX)
15 May 2024, Aurum expands Boundiali Gold Project footprint (ASX:AUE)	16 January 2019, PDI-Toro JV Sharpens Focus with Major Drilling Program (PDI:ASX)
10 May 2024, AUE hits 90m @ 1.16 g/t gold at Boundiali BD Target 1 (ASX:AUE)	26 November 2018, Boundiali North - Large Coherent Gold Anomalies in 14km Zone (PDI:ASX)
01 May 2024, Aurum Appoints Country Manager in Cote d'Ivoire (ASX:AUE)	
23 April 2024, AUE drilling hits up to 45 g/t gold at Boundiali BD Target 2 (ASX:AUE)	
19 March 2024, AUE signs binding term sheet for 100% of Boundiali South (ASX:AUE)	
12 March 2024, AUE hits 73m at 2.15g/t incl 1m at 72g/t gold at Boundiali (ASX:AUE)	
01 March 2024, Aurum hits 4m at 22 g/t gold in Boundiali diamond drilling (ASX:AUE)	
22 January 2024, Aurum hits shallow, wide gold intercepts at Boundiali, Côte d'Ivoire (ASX: AUE)	

The Company confirms that it is not aware of any new information or data that materially affects the information included in the previous announcements. This presentation is authorized for market release by AUE's Board of Directors.

# Highlights



## Australian gold exploration company with focus on

Boundiali Gold Project in Côte D'Ivoire, West Africa

Large package in well-known gold province



## Changed the rules of exploration with AUE-owned diamond drill rigs and rig operators

Aurum's diamond drill fleet has proven to be cost-effective for shareholders compared to contracted services

50,000m diamond drilling logistics/consumables/spare parts purchased



## Diamond drilling on high priority targets +35,500m drilled since Oct 2023

**Targeting ~10,000m/month** using six of our own DD rigs

Two new NOK 1300 just arrived capable of 900m downhole

Aiming to drill **45,000m** in 2024



## Board and Management with proven track record of value creation

Experienced management and exploration team took Abujar from greenfields to gold producer in six years (sold for ~A\$800m)<sup>1</sup>

Supportive shareholders  
**Strong cash balance ~\$A20M**



## Exploration upside across our portfolio

Project best drill hit to date  
**73m @ 2.15g/t Au from 172m inc. 4m @ 18.63g/t Au** (DSDD0012)

**12.22m @ 14.56 g/t Au from 275m inc. 1m @ 163.42 g/t Au** (DSDD0051)

# Corporate Update



## CAPITAL STRUCTURE (ASX:AUE)

**A\$0.37**

Share Price (5 Sep 2024)

**151.9M**

Shares on Issue<sup>1</sup>

**A\$56M**

Market Capitalisation

**~A\$20M\***

\*Cash unaudited

**~A\$36M**

Enterprise Value

## DIRECTORS

### TROY FLANNERY

Non-Executive Chairman

### DR CAIGEN WANG

Managing Director

### MARK STRIZEK

Executive Director

## MANAGEMENT

### N'KZANA (FRED) YAO

Country Manager

### YAYA OUATTARA

Exploration Manager

## ONE YEAR SHARE PRICE MOVEMENT



<sup>1</sup> Listed options AUEO (M) 7.3, Options / Performance Rights (M) 77.2



# Our Exploration Team



**Tanela Nicole**  
Technician



**Kouakou Alex**  
Geologist



**Koffi Jean Jacques Fabien**  
Exploration Geologist



**Ouattara Yaya (MAusIMM)**  
Exploration Manager

# Boundiali Gold Project

## PROSPECTIVE LAND PACKAGE

Hosting prospective Birimian greenstones. Located within the same greenstone belt as:

- Resolute's large **Syama** (11.5Moz) and Perseus' **Sissingué** (1.0 Moz) gold mines to the north,
- Barrick's **Tongon** mine (5.0Moz) to the northeast, and
- Montage Gold's 4.5Moz **Koné** project located to the south
- Barrick's **Fonondara** target located east of **BM Gold Project**

Excellent access to roads, services and power infrastructure

## DISCOVERIES BY AREA

**Aurum's Four tenements within the tightly held Tongon – Sissingué triangle**

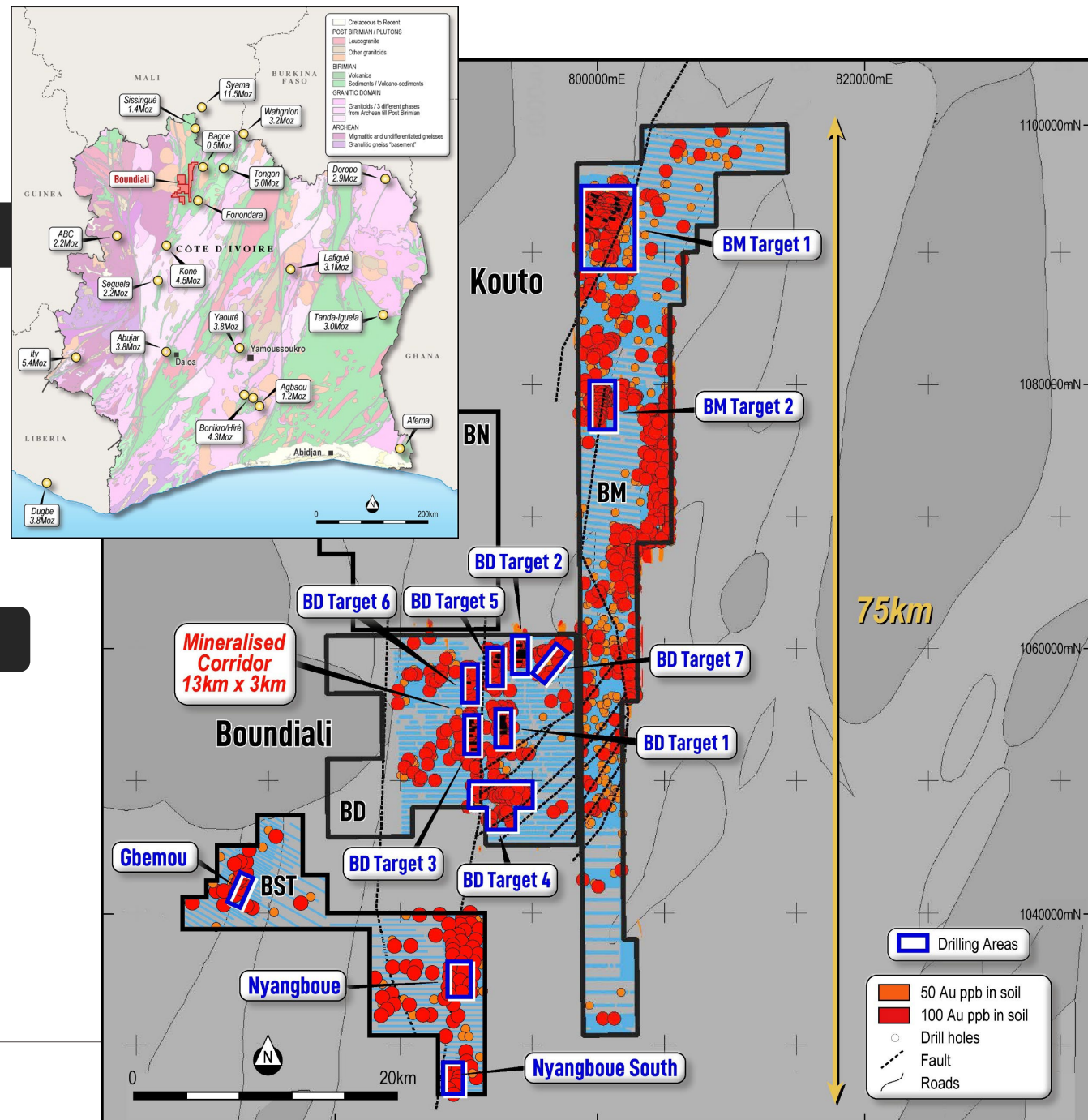
**BD Gold Project JV** – Holding 80% interest after paying US\$430k and drilling 3,500m diamond holes (PR-808)

**BST Gold Project** - Binding term sheet to acquire 100% interest in the advanced Boundiali South exploration tenement (PR-414)

**BM Gold Project JV** - Farming in to earn 80-88% interest in future gold production by drilling 8,000m diamond holes and project CAPEX (PR-893)

**BN Gold Project JV** – farming in to earn 70%, PR283 under renewal

## AURUM RESOURCES





# BD Gold JV Project - 13km by 3km Gold Corridor

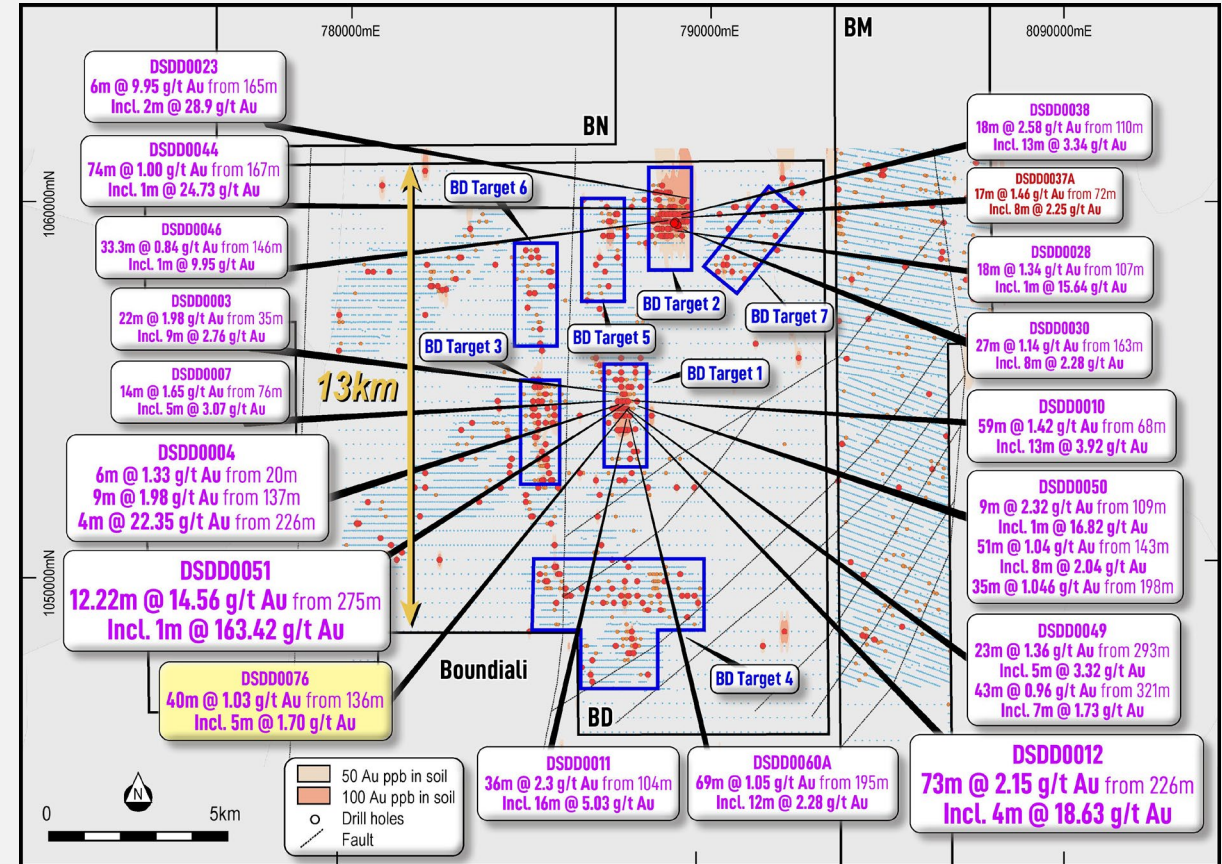
25,500m DIAMOND CORE DRILLED SINCE – DECEMBER 2023

## NYANGBOUE GOLD STRUCTURE

- Multiple corridors of +20ppb gold in soil anomalism<sup>1,2</sup>
- Higher gold values include 1,185, 806 and 626 ppb gold
- Shallow historic drilling (91 RC holes drilled for 6,229m):
  - 26m @ 1.61 g/t Au from 86m
  - 33m @ 1.01 g/t Au from 31m
  - 12m @ 1.68 g/t Au from 94m

## LATEST DIAMOND DRILL RESULTS

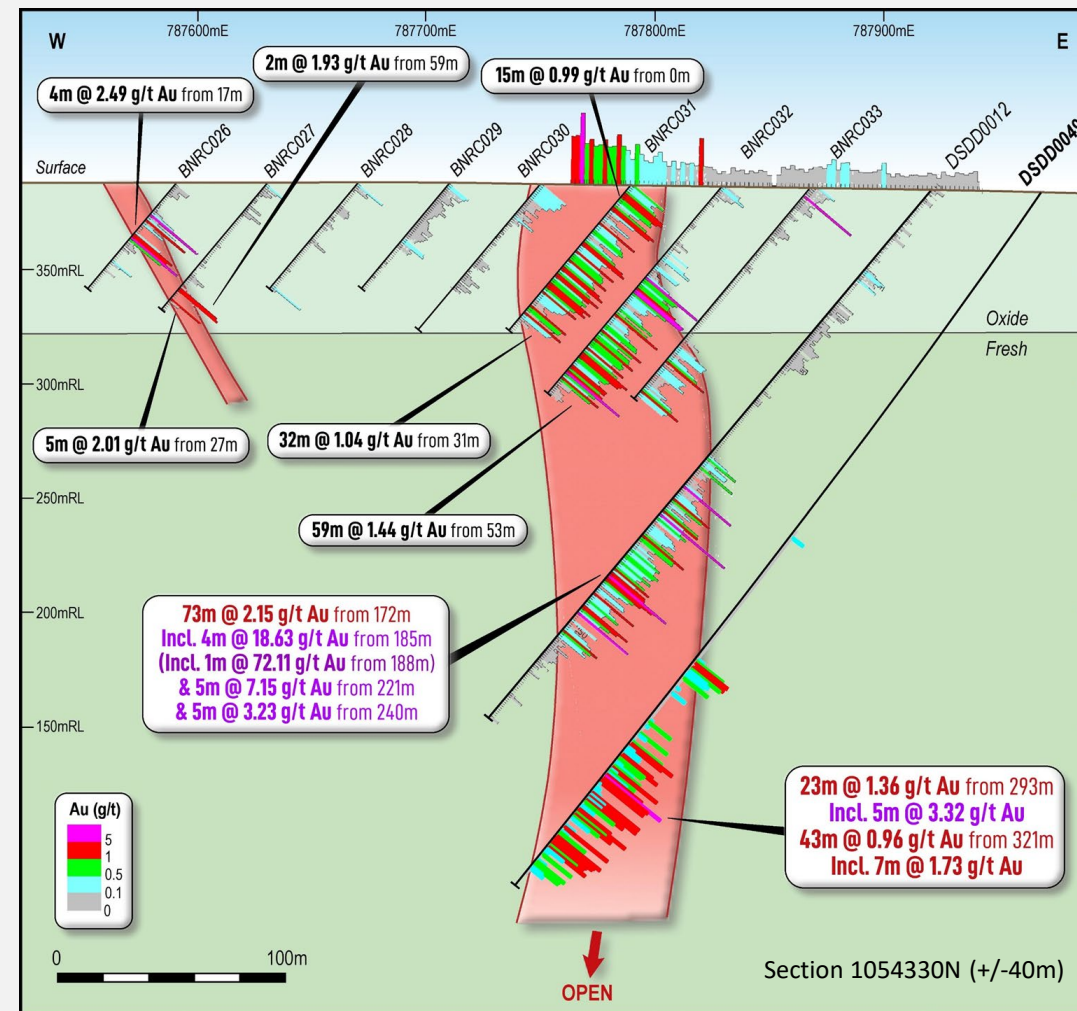
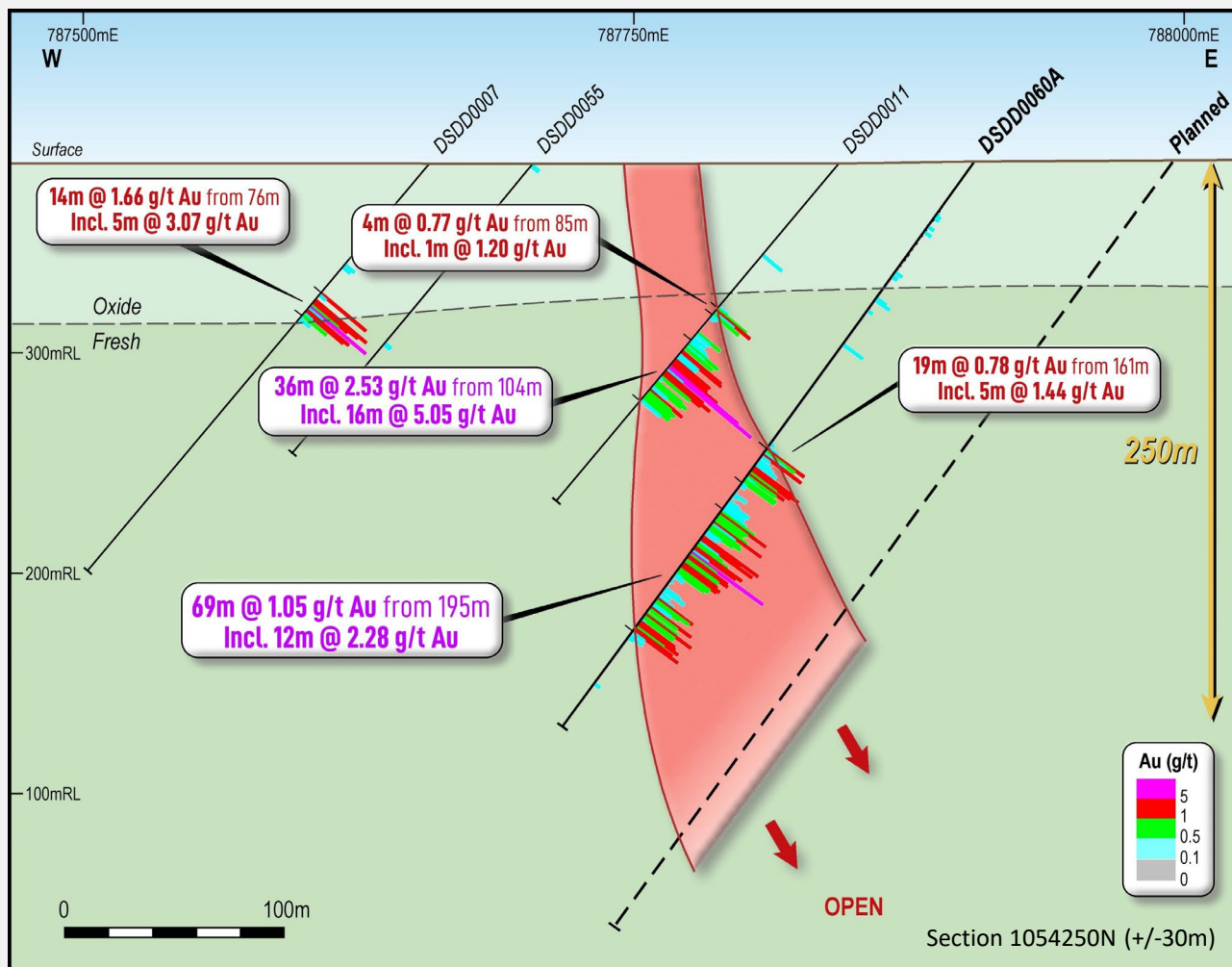
- **73m @ 2.15g/t Au** from 172m inc. **4m @ 18.63g/t Au** (DSDD0012)
- **90m @ 1.16 g/t Au** from 143m inc. **51m @ 1.04 g/t Au** and **35m @ 1.47 g/t Au** (DSDD0050)
- **59m @ 1.42 g/t Au** from 68m inc. **13m @ 3.92 g/t Au** (DSDD0010)
- **36m @ 2.53 g/t Au** from 104m inc. **16m @ 5.03 g/t Au** (DSDD0011)
- **4m @ 22.35 g/t Au from 226m** (173m below surface) (DSDD0004)
- **12.22m @ 14.56 g/t Au from 275m inc. 1m @ 163.42 g/t Au** (DSDD0051)
- **69m @ 1.05 g/t Au** from 195m inc. **12m @ 2.28 g/t Au** (DSDD0060A)



**Target 1:** 1300m of strike length | **Target 2:** 1700m of strike length | **Target 3:** 1300m of strike length

# BD Gold JV Project - 13km by 3km Gold Corridor

## BD TARGET 1 X-SECTIONS

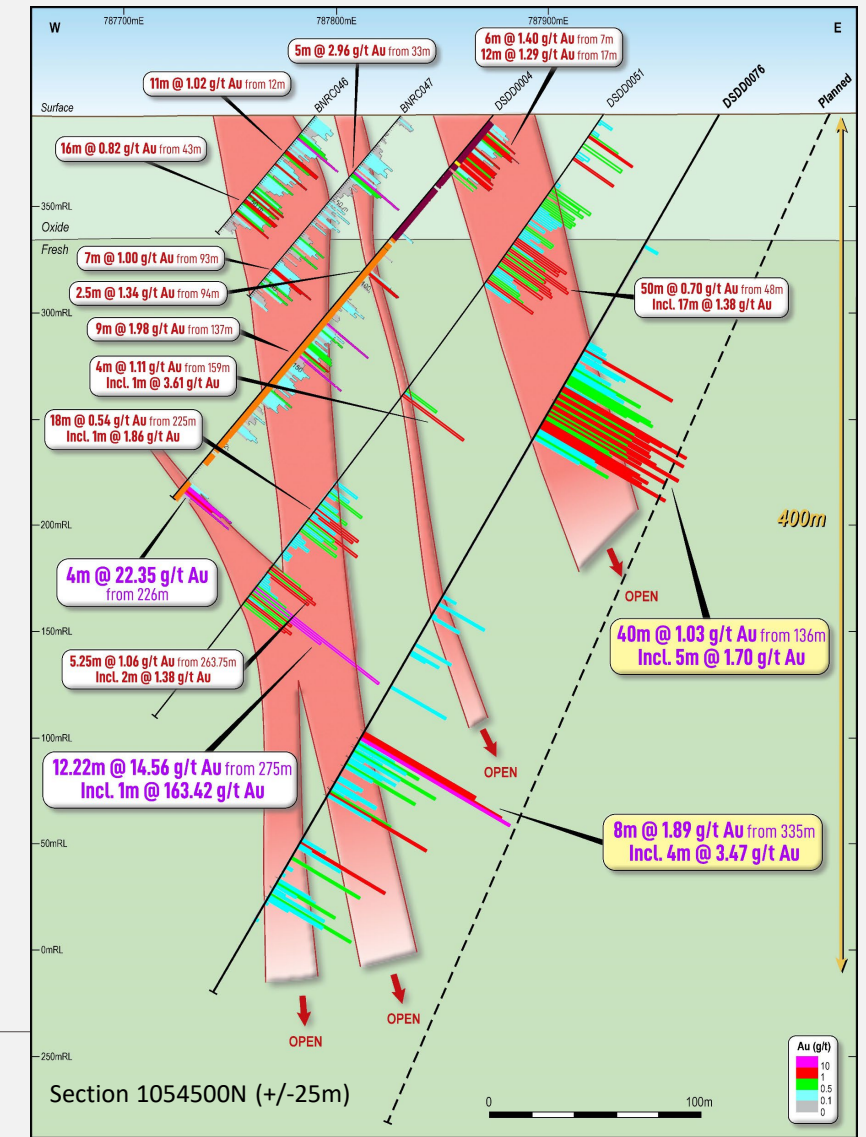
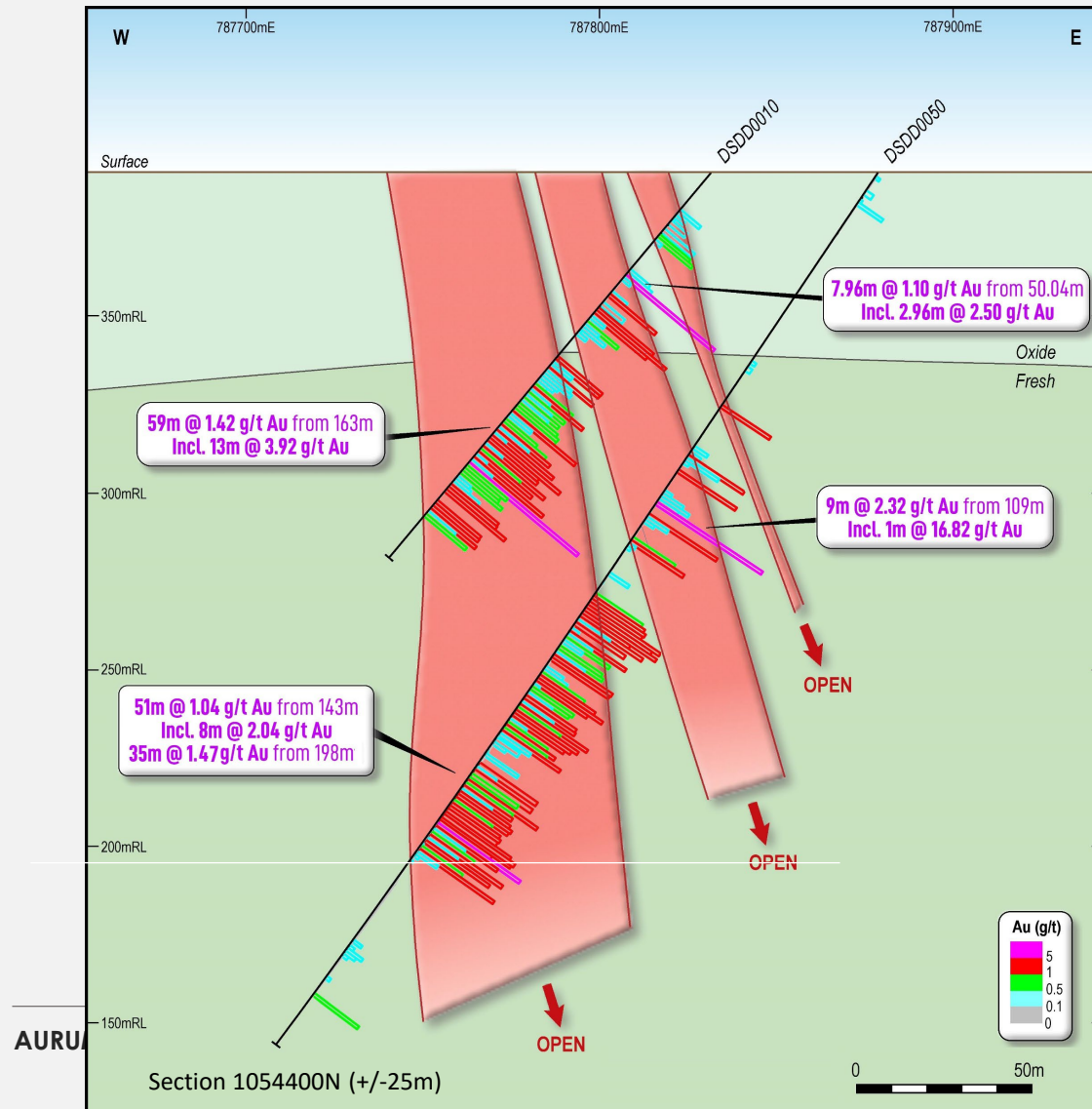




# BD Gold JV Project - 13km by 3km Gold Corridor

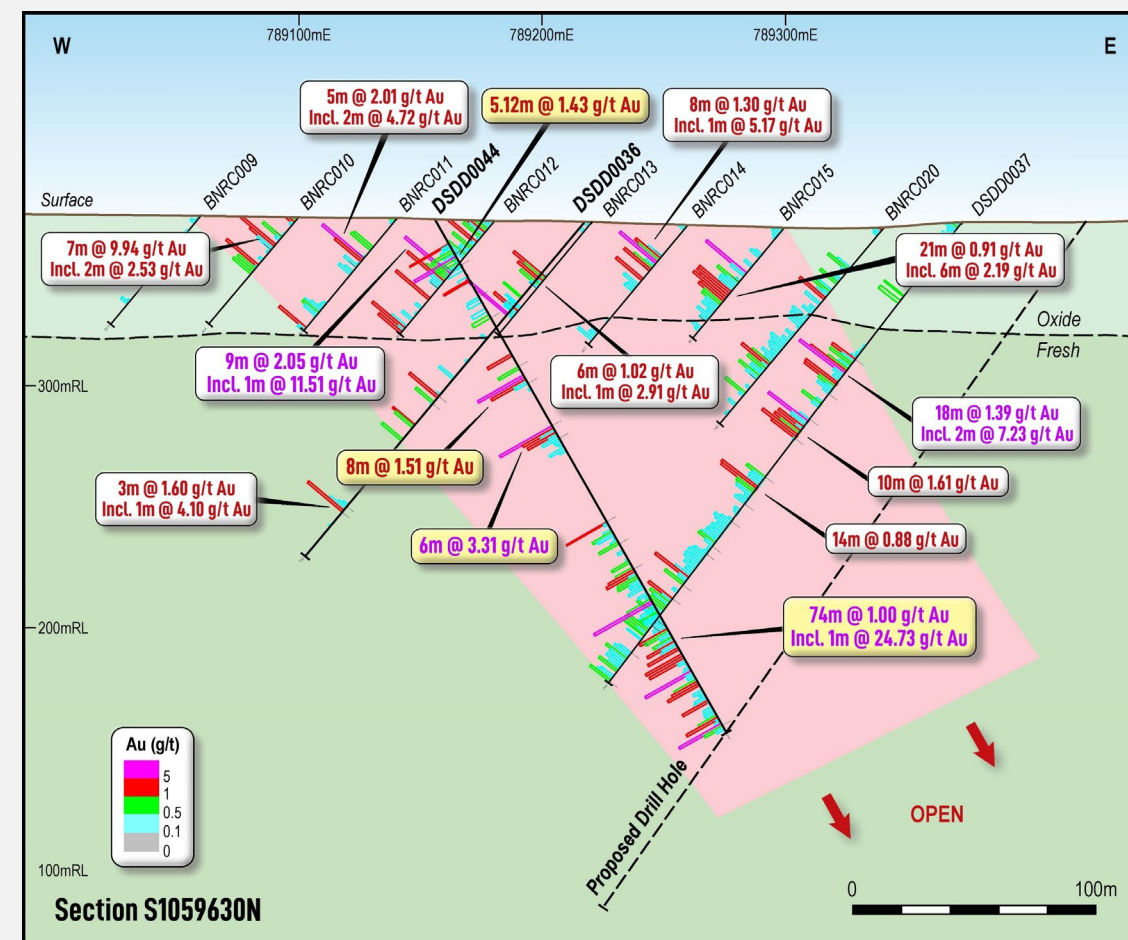
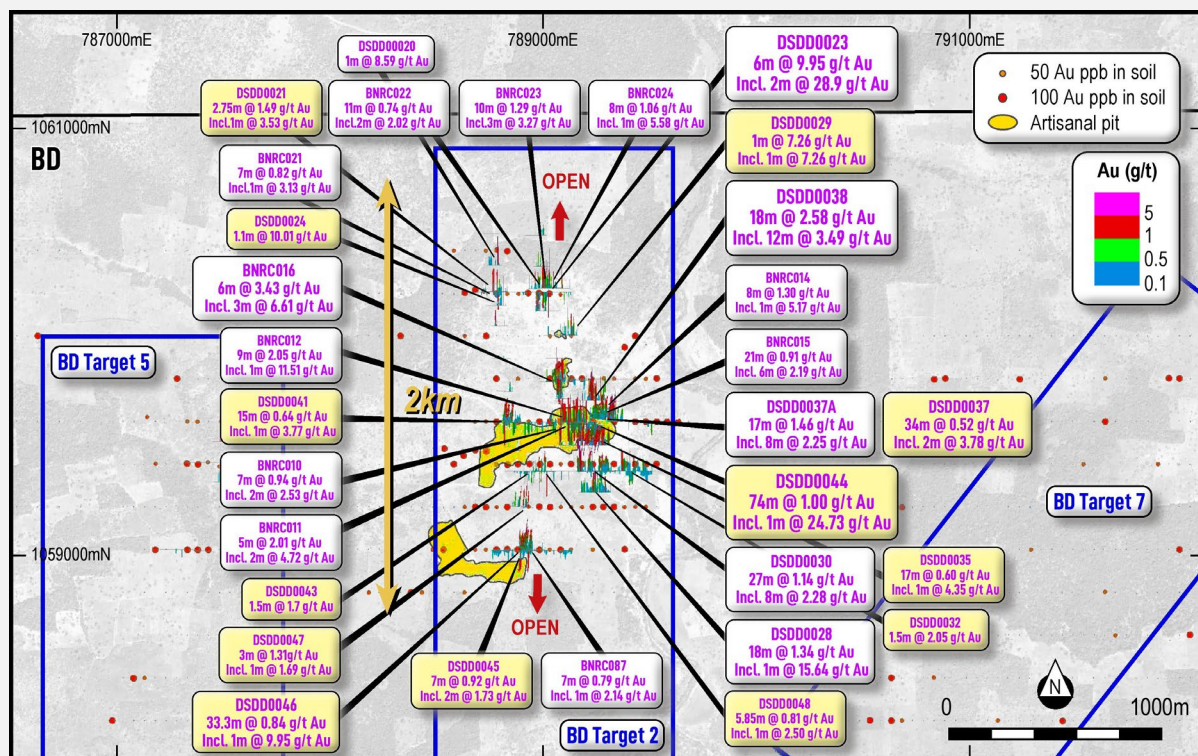


## BD TARGET 1 X-SECTIONS



# BD Gold JV Project - 13km by 3km Gold Corridor

## FIRST STAGE DIAMOND DRILL SCOUT PROGRAM – BD TARGET 2





# BST Gold Project – Advanced Exploration Play

## GROWING EXPLORATION FOOTPRINT WITH BOUNDIALI SOUTH ACQUISITION

### MULTIPLE GOLD TARGETS DEFINED

Strong gold in soil targets(5,700 samples):

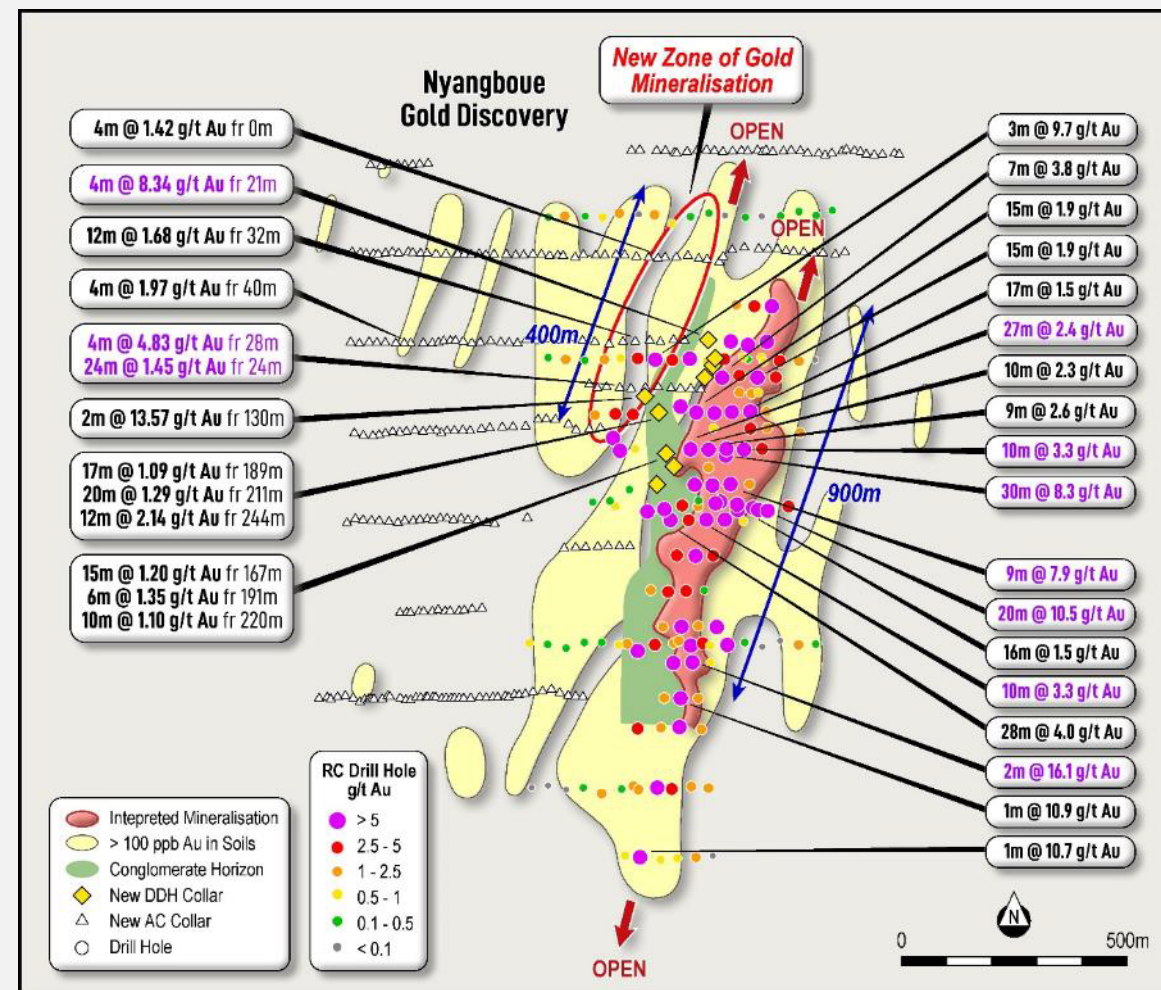
- Nyangboue +6km strike
- Nyangboue South +2km strike
- Gbemou +1.5km strike

Historic drilling database

- AC: 545 holes, 21,056.00m
- RCDD: 10 holes, 1,658.12m
- DD: 8 holes, 1,771.33m
- RC: 247 holes, 17,975.00m

### HISTORIC DRILL RESULTS

- **20m @ 10.45g/t Au** from 38m (BRC0004S BIS)
- **30m @ 8.30g/t Au** from 39m (NDC007)
- **28m @ 4.04g/t Au** from 3m and **6m @ 3.29g/t Au** from 47m (BRC003)
- **9m @ 7.90g/t Au** from 99m (BRC006)
- **27m @ 2.42g/t Au** from 27m (BRC175)
- **20m @ 1.29g/t Au** from 211m (NDC016)
- **2m @ 13.57g/t Au** from 130m (NDC017)
- **17m @ 1.09g/t Au** from 189m; **20m @ 1.29g/t Au** from 211m and **12m @ 2.14g/t Au** from 244m EOH (NDC016)



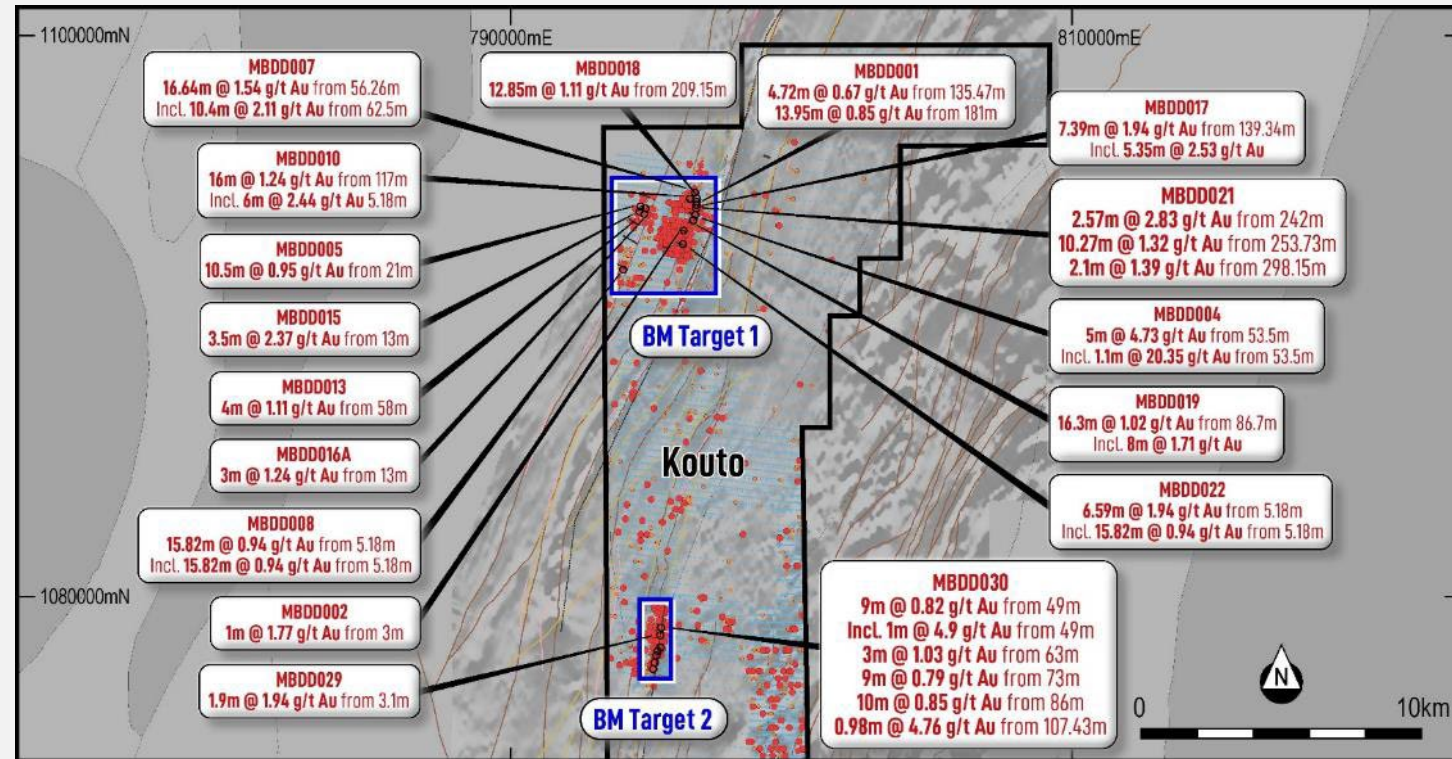
# BM Gold Project JV – Scout Drilling Results: Plan View

## HISTORIC DATA

- 93 AC drill holes
- 816 rock chip assays (Gold only)
- EM - Airborne geophysical survey
- Four RC holes drilled by previous owners, best results include:
  - 22m @ 1.06 g/t Au from 87m and 9m @ 1.79 g/t Au

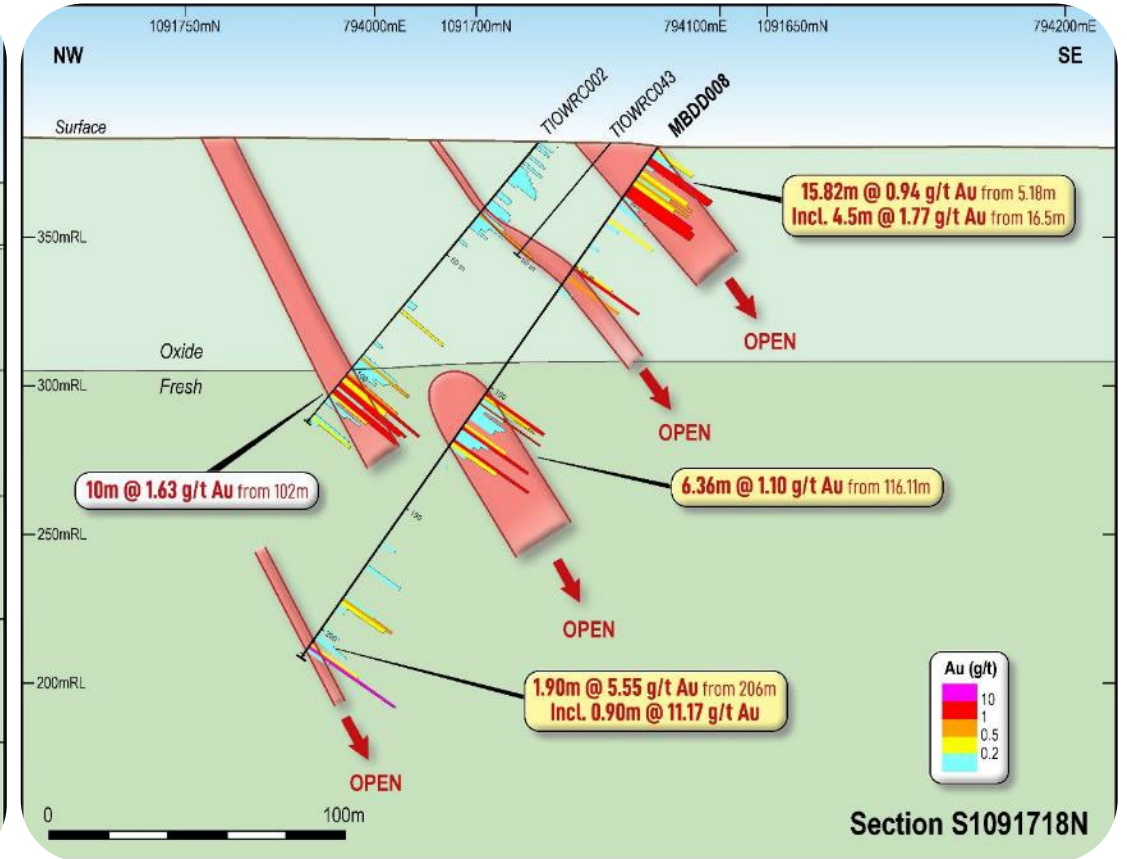
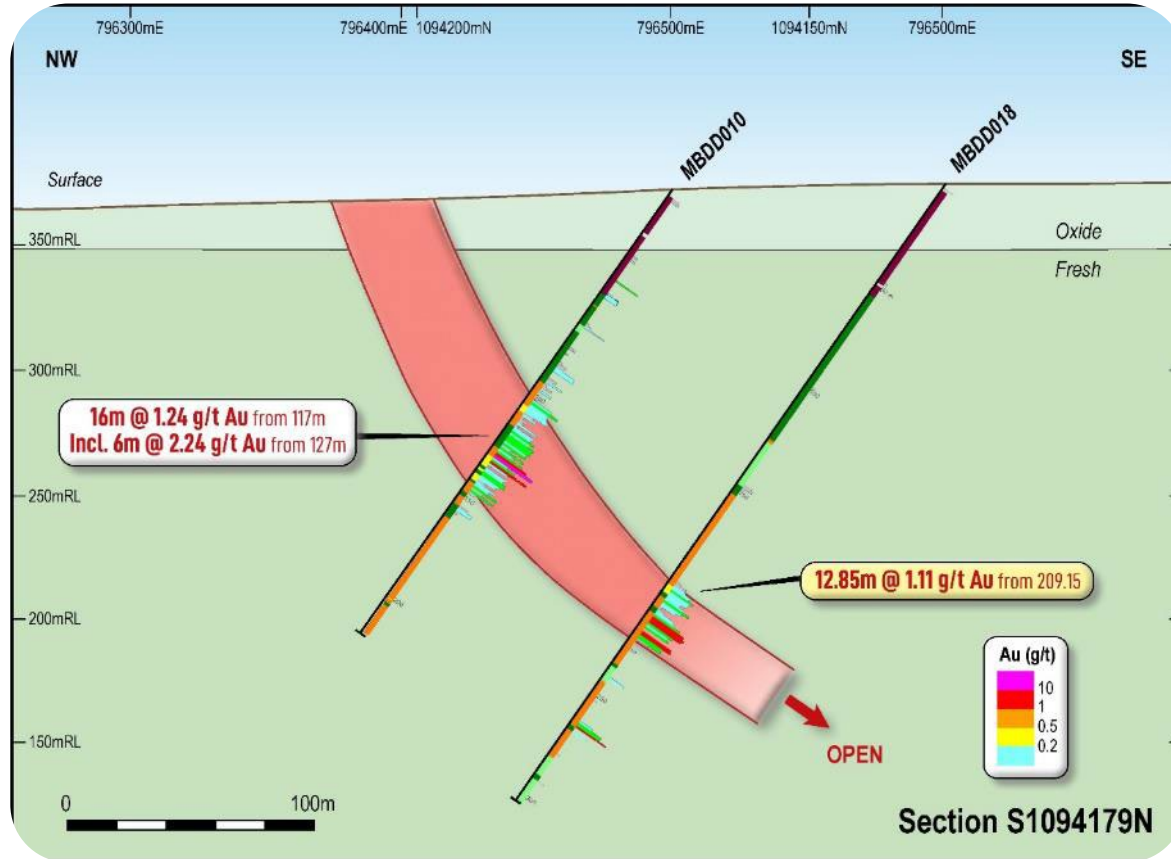
## AURUM DIAMOND DRILL RESULTS

- 16m @ 1.24 g/t Au from 117m incl. 6m @ 2.44 g/t Au from 127m for diamond drill hole MBDD010
- 7.39m @ 1.94 g/t Au from 139.34m incl. 5.35m @ 2.53 g/t Au from 141.37m (MBDD017)
- 16.3m @ 1.02 g/t Au from 86.7m incl. 8.0m @ 1.71 g/t Au from 95m (MBDD019)
- 15.82m @ 0.94 g/t Au from 5.18m incl. 4.5m @ 1.77 g/t Au from 16.5m (MBDD008)
- 10.5m @ 0.95 g/t Au from 21m (MBDD005)
- 13.95m @ 0.85 g/t Au from 181m (MBDD001)





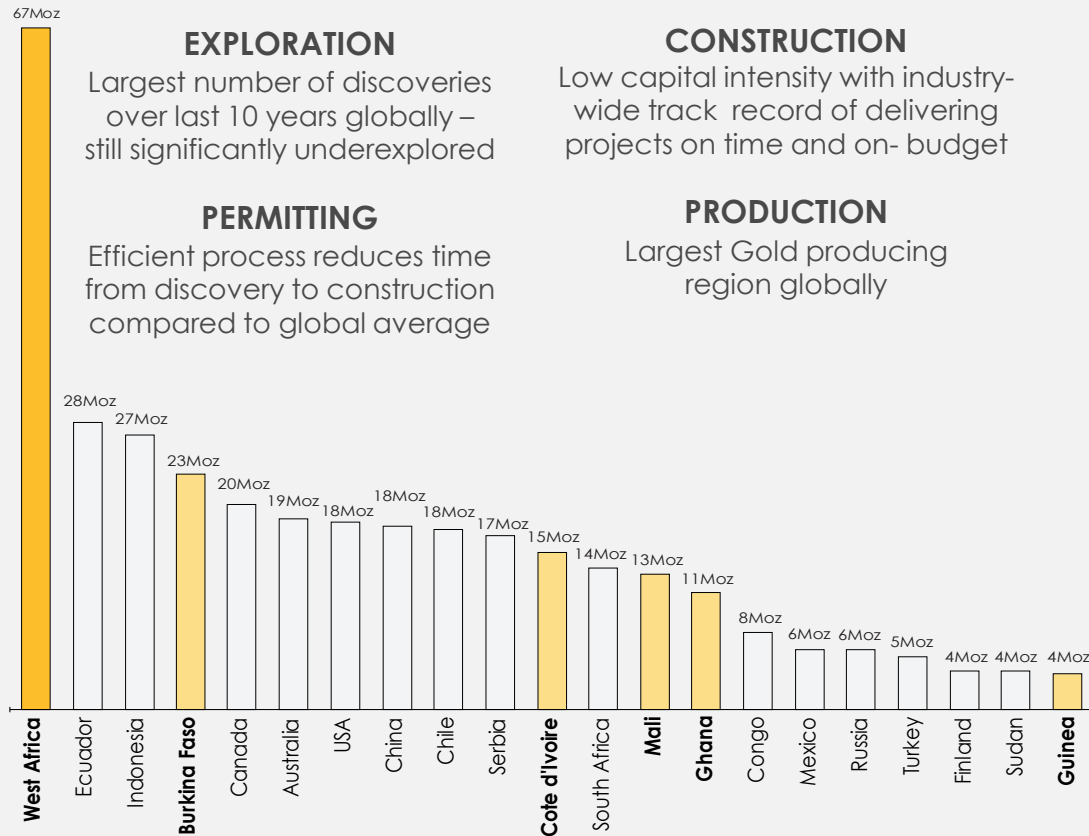
# BM Gold Project JV – Scout Drilling Results Target 1: Section View



# West Africa - Destination of Choice

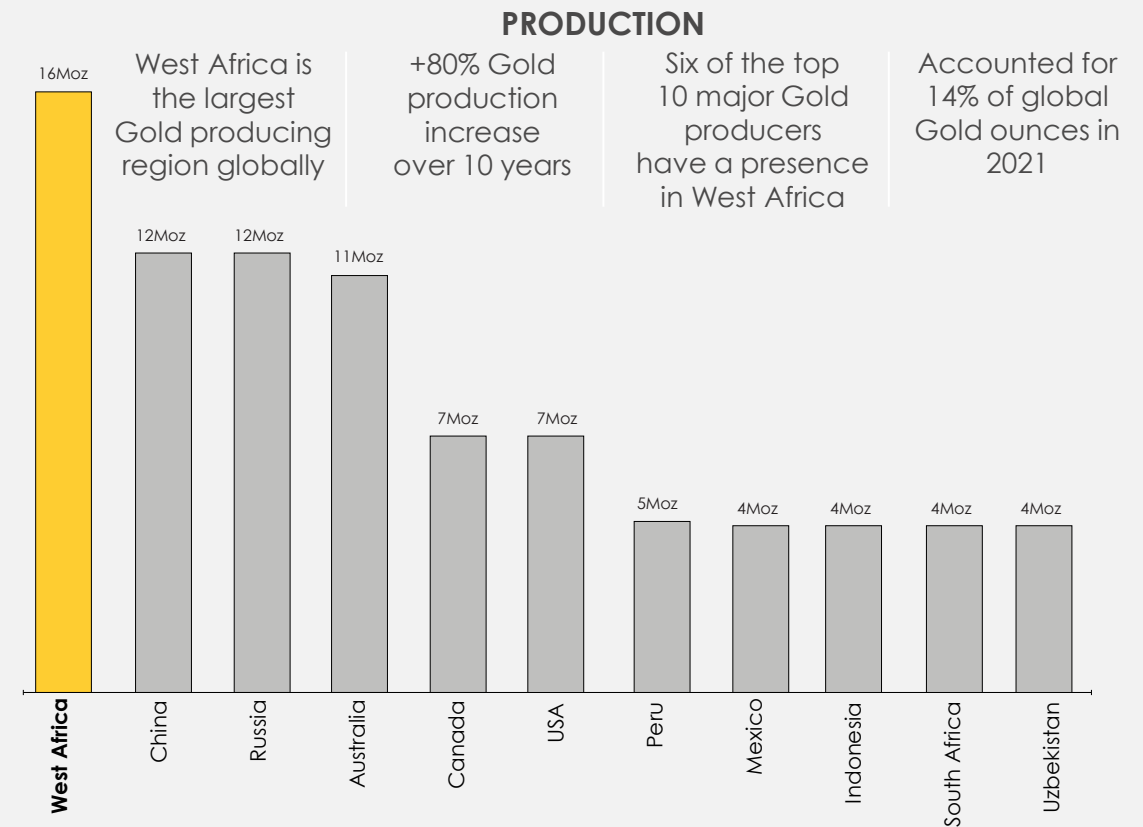
## DISCOVERIES BY AREA

2010-2021



## ANNUAL GOLD PRODUCTION BY REGION

IN MILLIONS OF OUNCES, FOR 2021



Source: S&P Global Market Intelligence, Endeavour Mining. West Africa includes Burkina Faso, Cote d'Ivoire, Ghana, Mali, Guinea and Senegal.

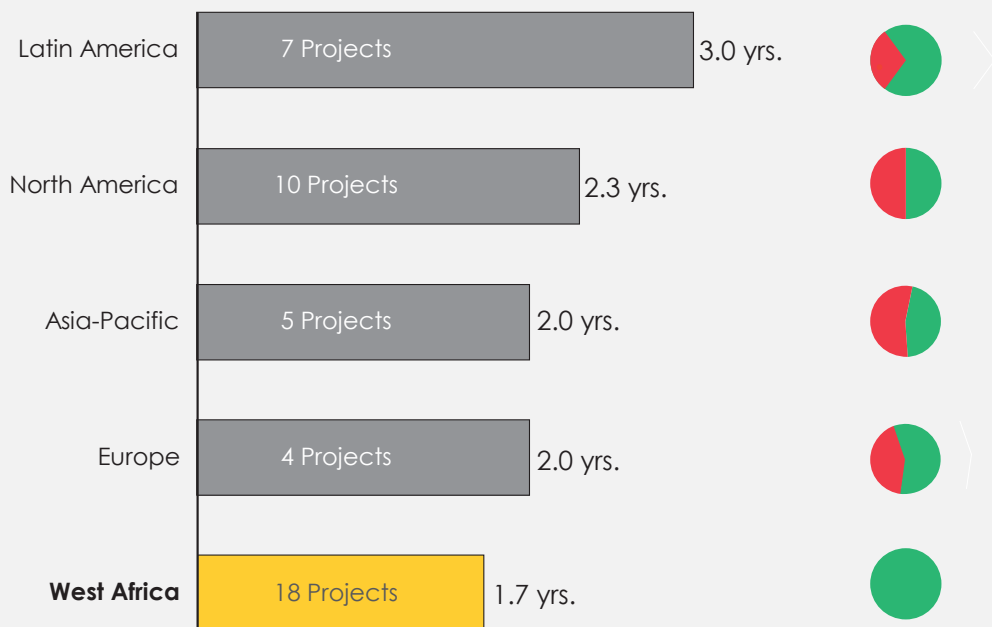


# West Africa - Destination of Choice (continued)

## GOLD PROJECT CONSTRUCTION

Based on 44 primary gold projects built since 2010

- Project built on time & schedule
- Project missed budget or schedule

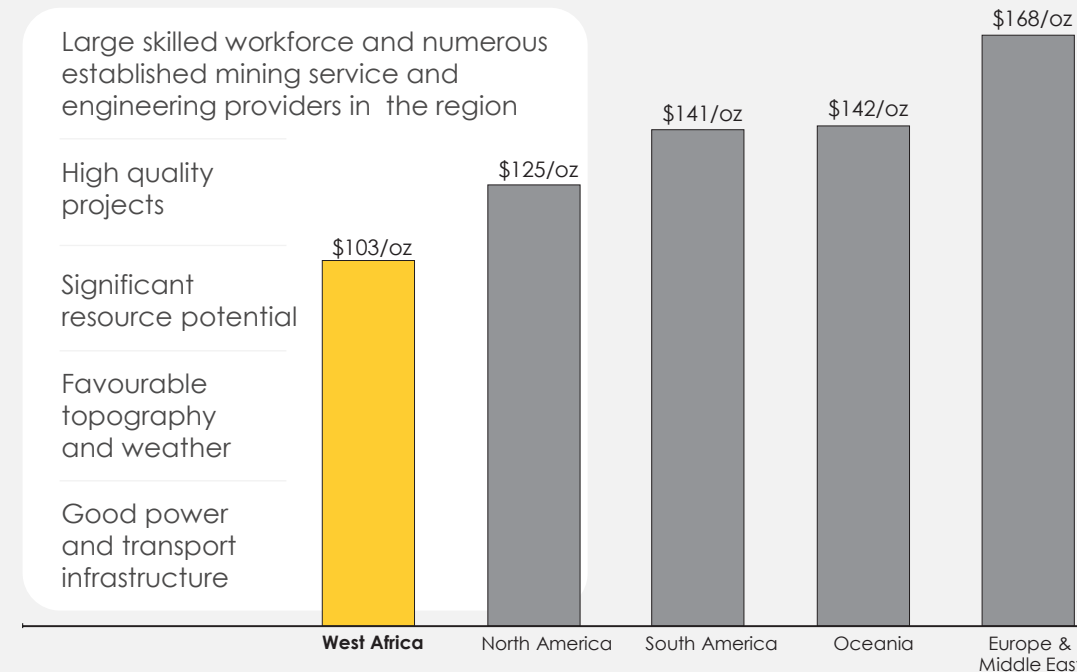


1) Based on expected construction timeline that remains on track as of 22 March 2023  
Source: S&P Global, Endeavour Mining. West Africa consists of Cote d'Ivoire, Burkina Faso, Guinea, Senegal, and Mali.

## GOLD PROJECT CONSTRUCTION

Capital intensity calculated as development capital costs divided by M&I Resource as per the feasibility study

Low capital intensity with industry-wide track record of delivering projects on time and on budget



Source: S&P Global, Endeavour Mining. Considers primary Au mines with over 1 Moz in M&I resources, with capital cost estimate published after 1 January 2018

# Côte d'Ivoire – Growing Gold Producer



## Stable

Political governance and strong economic performance



## Extensive Birimian

Gold-bearing rocks with approximately 34% of West Africa's greenstone host over 60 +1Moz deposits



## Underexplored

World-class discovery potential



## Proven jurisdiction

For mine development with modern, transparent and attractive mining code



## Eight operating Gold mines

>1.0Moz pa (Barrick, Endeavour, Perseus, Tietto, Allied Gold and Fortuna)



## Excellent infrastructure

Extensive network of sealed roads, grid power and HV transmission lines, skilled local workforce and contractors

Alassane Ouattara Bridge - August 2023

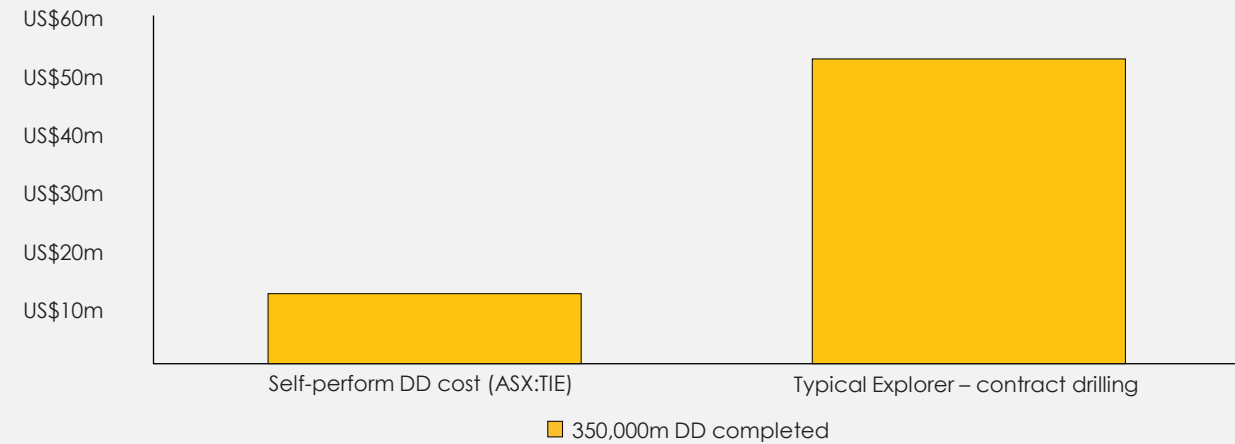


# We care about our shareholders and look after all stakeholders





# Drilling Exploration Dollars Further



## WE OWN OUR DIAMOND DRILL RIGS

- Proven game-changing strategy for junior explorers – Tietto Minerals
- Reduce drilling costs by up to +65%
- Reduce cash burn – less capital needed to keep rigs spinning – minimise dilution
- Fast tracking resource growth
- Small footprint and man portable
- Owners have done it before

## ONGOING DRILLING OPERATIONS

- Diamond drilling commenced on 24 October 2023 with our first two rigs
- We now own four diamond drill rigs and 51,000m diamond drilling consumables purchased
- Adding another two DD rigs to bring our fleet to six rigs from end July 2024
- Inaugural JORC resources – Targeting end 2024



# Why invest in Aurum



## Experience

Management has track record of creating value for shareholders from exploration and project development



## Knowledge

More than 10 years' experience in country and jurisdiction



## Trust

By Government, investors and project partners



## Care

About shareholders' investment and ensure that funds are spent wisely



## Commitment

Dedicated to ensure positive outcomes for all stakeholders

## Targeting 45,000m of Diamond Drilling in 2024

	Q1	Q2	Q3	Q4
Scout drilling				
Exploration resource drilling				
Maiden Mineral Resource				







# Aurum's Boundiali Gold Project



The Boundiali Gold Project is comprised of four neighbouring exploration tenements (Figure 3):

- 1) Boundiali Minex Tenement PR0893 ("**BM**"), 400km<sup>2</sup>, holder Minex West Africa, of which Aurum is earning interest of up to 80-88% through its fully owned subsidiary Plusor Global Pty Ltd ("Plusor").
- 2) Boundiali DS tenement PR808 ("**BD**"), 260km<sup>2</sup>, holder DS Resources Joint Venture Company, of which Aurum is 80% share capital owner through its fully owned subsidiary Plusor.
- 3) Boundiali South tenement PR414 ("**BST**"), 167.34km<sup>2</sup> and is located directly south of Aurum's BD and BM tenement. The **BST** exploration tenement was granted to Predictive Discovery Côte d'Ivoire SARL on 1 August 2014 and has been renewed. Predictive Discovery Côte d'Ivoire SARL (89% owned by Turaco Gold Limited and 11% owned by Predictive Discovery Limited) agreed to sell 100% interest to Aurum, subject to Aurum obtaining a renewal of the Boundiali South tenement (or the granting of a replacement tenement) and being satisfied that the terms of the renewal (or replacement) do not restrict exploration or potential future mining rights, along with all required Government approvals.
- 4) Boundiali North tenement PR283 ("**BN**"), 208.87km<sup>2</sup>, under renewal, Aurum to earn up to 70% interest through its wholly owned subsidiary Plusor.

The Boundiali Gold Project is located within the same greenstone belt as the large Syama (11.5Moz) and Sissingué (1.4 Moz) gold mines to the north and Montage Gold's 4.5Moz Koné project located to the south. Barrick's Tongon mine (5.0Moz) is located to the northeast

# BM gold project JV



Plusor is earning interest through carrying out diamond drilling programs of 8,000m to earn 80% interest in two stages.

- Drilling 4000m diamond holes to earn 30% interest
- Drilling 2<sup>nd</sup> 4000m diamond holes to earn accumulated 51% interest
- Earn an accumulated 80% interest with a total exploration expenditure of USD2.5M with a nominal diamond drilling cost of USD140/m in calculation for expenditure commitment.
- **80-88% interest in future gold production company (government get 10% free carry from local partner)**
  - **80% if local partner contributes 11% capex**
  - **85% if local partner does not contribute capex – they go to 5% free carry**
  - **88% if local partner sells us 3% of their interest they go to 2% free carry**



# BD gold project JV



Plusor owns 80% interest acquired from DS Joint Venture Company's two shareholders:

- acquired 45% share capital of DS Joint Venture Company Sarl by paying USD430k to DS Resources Sarl; and
- acquired 35% share capital of DS Joint Venture Company Sarl from Turaco Gold Ltd by drilling 3,500m diamond holes in Turaco's other gold projects in Cote D'Ivoire. This commitment has been completed.
- **80-88% interest in future gold production company (government get 10% free carry from local partner)**
  - **80% if local partner contributes 11% capex**
  - **85% if local partner does not contribute capex – they go to 5% free carry**
  - **88% if local partner sells us 3% of their interest they go to 2% free carry**

# Consideration and payment for the BST binding term sheet



- Purchase of the tenement is subject to Aurum obtaining a renewal of the **BST** tenement (or the granting of a replacement) and being satisfied that the terms of the renewal (or replacement permit) do not restrict exploration or potential future mining rights, along with required Government approvals.
- Within 15 business days of the satisfaction (or waiver) of the conditions precedent above, the Seller will, by written notice to the Purchaser, elect to receive **one** of the following forms of consideration (**Election**):
  - (i) A\$800,000 in cash (**Cash Consideration**); or
  - (ii) If the 20-day volume weighted average trading price of Shares (**VWAP**) is:
    - *Less than or equal to A\$0.20 at the time of the Election, 5,000,000 fully paid ordinary shares in the Purchaser (Shares) (Consideration Shares 1); or*
    - *Greater than A\$0.20 at the time of the Election, Shares to a value of A\$1.2 million, as determined by dividing A\$1.2 million by the 20-day VWAP for the Shares (Consideration Shares 2).*
- **90% interest in future gold production company (government get 10% free carry from our interest)**



Aurum is earning interest through carrying out exploration to earn 70% interest in three stages:

- Stage 1: Aurum earns 35% interest by spending USD 1.2 million within 36 months of license grant
- Stage 2: Aurum earns 51% interest by spending USD 2.5 million within 60 months of license grant
- Stage 3: Aurum earns 70% interest upon completion of a pre-feasibility study on the tenement.
- **Upon grant of a mining exploitation license, the ownership structure will be: Aurum (70%), GNRR (20%), Ivorian Government (10%)**
- Diamond drilling conducted by Aurum will be valued at USD 140 per meter for expenditure calculations.





aurum resources

**Contact us + 61 8 6559 1792**

**Troy Flannery**

Chairman

Email: [contact@aurumres.com.au](mailto:contact@aurumres.com.au)

**Dr Caigen Wang**

Managing Director

Email: [contact@aurumres.com.au](mailto:contact@aurumres.com.au)

**Mark Strizek**

Executive Director

Email: [contact@aurumres.com.au](mailto:contact@aurumres.com.au)