



VRXSILICA

Silica Sand

Essential to World Growth



New World Metals Conference September 2024



Important Information

Disclaimer

This document has been prepared by VRX Silica Limited. The information contained in this document is for information purposes only and has been prepared for use in conjunction with a verbal presentation and should be read in that context.

The information contained in this document is not investment or financial product advice and is not intended to be used as the basis for making an investment decision. In preparing and providing this document, VRX has not considered the objectives, investment profile, financial position or needs of any particular recipient. Mineral exploration is subject to significant risk. There is no guarantee of exploration success, and even if exploration success is achieved, there is no guarantee that development of any mineral deposit will be economically viable. VRX strongly suggests that investors consult a financial advisor prior to making an investment decision.

No representation or warranty, express or implied, is made as to the fairness, accuracy, completeness or correctness of the information, opinions and conclusions contained in this presentation. To the maximum extent permitted by law, none of VRX, its related bodies corporate, or their shareholders, directors, officers, employees, contractors, agents or advisors, nor any other person accepts any liability, including, without limitation, any liability arising out of fault or negligence for any loss arising from the use of information contained in this document.

This document may include “forward looking statements” within the meaning of securities laws of applicable jurisdictions. Forward looking statements can generally be identified by the use of the words “anticipate”, “believe”, “expect”, “project”, “forecast”, “estimate”, “likely”, “intend”, “should”, “could”, “may”, “target”, “plan”, “guideline”, and other similar expressions. Indications of, and guidance on, revenue models, pricing, earnings and financial position and performance are also forward looking statements.

Such forward looking statements are not guarantees of future pricing, performance and events, and involve known and unknown risks, uncertainties and other factors, many of which are beyond the control of VRX, its related bodies corporate, and their directors, officers, employees, contractors, agents and advisors, that may cause actual results to differ materially from those expressed or implied in such statement. Actual results, performance or achievements may vary materially from any projections and forward looking statements and the assumptions on which those statements are based. In particular, potential revenue opportunities and guideline pricing models set out in this document are based on certain assumptions which may in time prove to be false, inaccurate or incorrect. Readers are cautioned not to place undue reliance on forward looking statements and VRX assumes no obligation to update such information.

This document is not, and does not constitute, an offer to sell or the solicitation, invitation or recommendation to purchase any securities in any jurisdiction, and neither this presentation nor anything contained in it forms the basis of any contract or commitment. Without limiting the foregoing, this document does not constitute an offer to sell, or a solicitation of an offer to buy, any securities in the United States. The securities of VRX have not been, and will not be, registered under the US Securities Act of 1933 as amended (Securities Act) or the securities laws of any state or other jurisdiction of the United States, and may not be offered or sold in the United States except in compliance with the registration requirements of the Securities Act and any other applicable securities laws or pursuant to an exemption from, or in a transaction not subject to, the registration requirements of the Securities Act and any other applicable securities laws.

Compliance Statement

The information in this document that relates to the estimation and reporting of the Mineral Resources and Ore Reserves for the Company’s silica sand projects and metallurgical testwork is extracted from releases to ASX on 28 August 2019 and 11 November 2022 (Arrowsmith North), 17 September 2019 (Arrowsmith Central), 9 May 2023 (Arrowsmith Brand), 18 October 2019 (Mucnea) and 18 August 2022 (Boyatup). The Company confirms that it is not aware of any new information or data that materially affects the information included in this document and all material assumptions and technical parameters underpinning the estimates continue to apply and have not materially changed. The Company also confirms that the form and context in which the Competent Person’s findings are presented, have not been materially modified from the relevant original market announcements.

Silica Sand: The Second-most Consumed Material on Earth



*“Humans are estimated to
consume nearly 50 billion tons
of sand every year”*

“World Construction Aggregates”, 2016





VRX SILICA

The world is facing a global sand supply crisis

News ▾ Middle East Documentaries ▾ Shows ▾ Investigations

FEATURE / BUSINESS & ECONOMY

Running out of sand: in numbers

We illustrate the depletion of one the world's most sought-after commodities of the 21st century: sand.

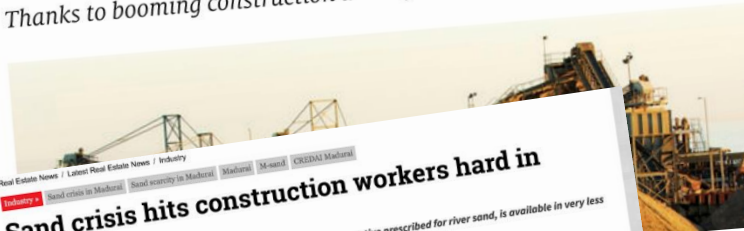
Demand for sand leads to global ecological crisis

by Alexandra Popescu on 8 February 2018

A shore thing

An improbable global shortage: sand

Thanks to booming construction activity in Asia, sand is in high demand



Real Estate News / Latest Real Estate News / Industry

Sand crisis hits construction workers hard in Madurai

What has made things worse is that M-sand (manufactured sand), the alternative prescribed for river sand, is available in very less quantity and its quality is also far from desirable.

TNN | January 23, 2018, 12:00 IST

Subscribe ET Realty Newsletter
10000+ industry leaders already read & benefited

Join Now! It's Free

Share Email Newsletter Your Email

The world is facing a global sand crisis

September 8, 2017 6:22am AEST

Sand for use in hydraulic fracturing operations at a processing plant in Chippewa Falls, Wisconsin in 2011. AP Photo/Steve Karnowski, Author provided

When people picture sand spread across idyllic beaches and endless deserts, they understandably think of it as an infinite resource. But as we discuss in a [just-published perspective](#) in the journal Science, over-exploitation of global supplies of sand is damaging the environment, endangering communities, causing shortages and promoting violent conflict.

Email 216

Twitter 216

Facebook 2k

LinkedIn

Print

TOPIC BELT AND ROAD INITIATIVE

HOME 2017 SUMMIT BACKGROUND COMMENT NATIONS PROJECTS

THE WORLD IS RUNNING OUT OF A RESOURCE, AND IT'S NOT OIL

A looming shortage of sand – a crucial resource once thought endless – could sink infrastructure projects, including those in China's Belt and Road Initiative

Global Shortage of Key Resource Could Doom Key Asian Infrastructure Projects

ENVIRONMENT 03:40 07.01.2018 (updated 07:18 07.01.2018) [Get short URL](#)

6 11 0

In the city of Kampot in southern Cambodia, the extraction of sand from an estuary on the Praek Tuek Chhu river is increasing and sand extraction is so common in Asia currently that the continent may deplete all of its sand in the not-too-distant future.

RAPPLER Philippines Indonesia

News Video Business Newsbreak MovePH Views Life & Style Entertainment Sports Tech BrandRap X

LATEST NEWS

#Thewrap: Things you need to know... THE WRAP

Tech firms sign pledge to refrain... TECH NEWS

Sixers, Mavericks to play NBA... NBA

SPECIAL COVERAGE

Sand mining: Growing pains of cross-border trade

Unchecked sand mining with...

*“Sand is the main material
that modern cities are made of”*

Vince Beiser

“The World in a Grain” 2018

The story of sand and how it
transformed Civilisation



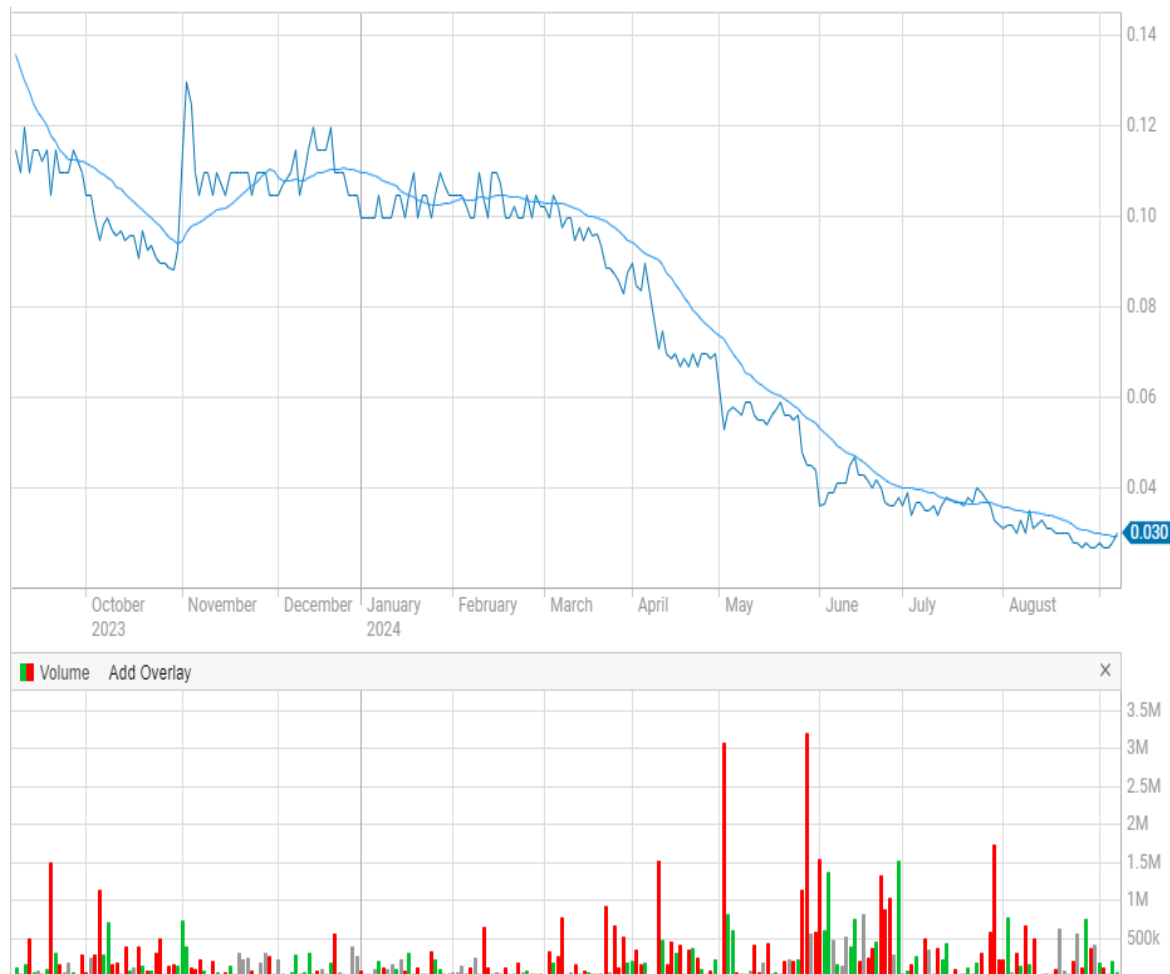
VRXSILICA

Australian Production

Potential silica sand mining sector in Australia



Corporate Summary



Capital Structure

Share Price	3 cps *
Ordinary Shares on Issue	628 million
Options on Issue	92 million
Market Capitalisation	Aus\$18 million*
Cash	Aus\$2.0 million**
Debt	Nil
Enterprise Value	Aus\$16 million

Shareholders

Board and Management	12%
Top 20 Total	33%

* Closing share price on ASX on 6 September 2024

** Cash at 30 August 2024

Our Team

Board

Person	Role	Experience
Paul Boyatzis	Chairman	Governance: over 30 years' experience in investment, equity markets and managing public companies
Bruce Maluish	Managing Director	Technical and finance: over 40 years' experience in mining industry including previous roles as ASX MD and General Manager
Peter Pawlowitsch	Non-Executive Director	Senior executive: finance and corporate roles
David Welch	Non-Executive Director	Senior executive: responsible for strategy, business transformation and performance, commercial negotiations

Executive

Person	Role	Experience
Ryan Baxter	General Manager	Production: 15 years' experience in mining and construction with 10 years exporting silica sand
David Reid	Exploration Manager	Technical: responsible for exploration and mineral processing
Steven Papadopoulos	Commercial Manager	Legal and commercial: over 25 years' experience as corporate lawyer and commercial advisor in resources and other industries
Yoonil Kim	Marketing Manager	Marketing: 19 years' experience selling silica sand in the Asian market

Project development pipeline to ensure disciplined, staged development of world-class assets



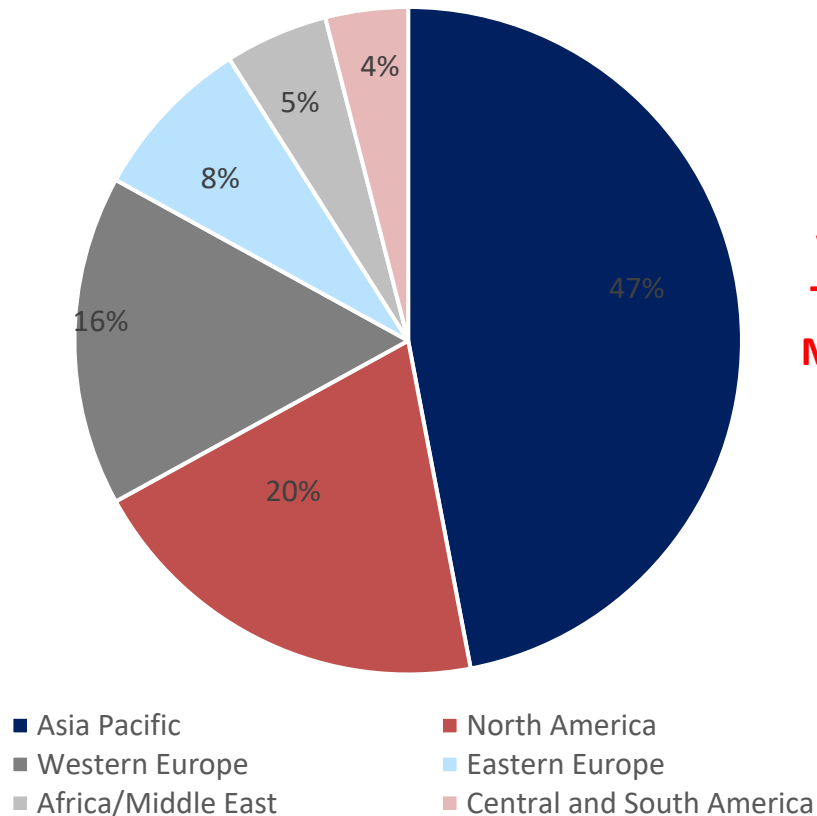
- ❑ Five very large scale, high grade and low impurity silica sand projects each project capable of independent operation to supply processed material to diverse markets
- ❑ Simple, low impact mining and processing
- ❑ Access to established infrastructure (logistics, power, water and gas)
 - rail lines to port run adjacent to all project tenements
 - gas pipelines run adjacent to each of the project areas
- ❑ Scale of projects provides long-term opportunity for silica sand export and potential glass manufacturing and downstream industries in Western Australia

Market Outlook

Asian glass making production increasing 5-6% per year (~8 - 10Mtpa Growth)

***VRX Target Market - Float, Container, Solar Panel, and;
Metal Casting/Foundry for Automobile Parts***

Glassmaking silica sand demand by region*



**VRX's
Target
Market**

Use	Spec	Market in Asia	Growth in Asia
Float (Plate) Glass	99.5% SiO ₂	60 - 65Mt	5% - 6%
Container Glass	99.5% SiO ₂	70 - 75Mt	5% - 6%
Cover Glass (Solar Panels)	99.95% SiO ₂ & Low Fe	10 - 12Mt	+30%
Smart Glass (Ultra Clear)	99.97% SiO ₂ & Low Fe	1 - 2Mt	5% - 6%
Specialist Glass (Thin Screen)	99.97% SiO ₂	500 - 600kt	+10%

*Source: Freedonia estimate

WA-based, pure-play silica sand company with advanced silica sand projects

100+ year production life

- ❑ Multi-decade-scale contiguous sand deposits with significant high-grade Resources
- ❑ Most-advanced non-private silica sand projects in Australia
- ❑ Mining Leases granted over four projects with permitting and infrastructure preparations well-advanced
- ❑ Arrowsmith North to lead staggered development.
 - First production 2025 following environmental approval and construction
 - followed by Muchea, Arrowsmith Central, Boyatup and Arrowsmith Brand
- ❑ Strong interest from customers in Southeast Asia at a time of diminishing global supply and increasing demand



WA Leading Silica Sand Projects

Arrowsmith North (100%)

- High-grade with exceptional financial metrics
- Close proximity to port and rail infrastructure
- Glass making and foundry products
- Potential +100 year mine life:
 - JORC Proved and Probable Reserve of
 - **221Mt @ 99.5% SiO₂**
- DFS underway for FID

Muchea (100%)

- Very **high-grade** product with outstanding financial metrics
- Well located to key port and rail infrastructure
- Specialist solar panel glass products
- Potential +100 year mine life:
 - JORC Indicated and Inferred Resource
 - **208Mt @ 99.6% SiO₂**
- BFS completed Oct 2019



Near-term development opportunity for a world-class silica sand project

- ❑ Production expected to commence 8-12 months following final environmental approvals
- ❑ 221Mt Ore Reserve @99.5% SiO₂ (100-year production) (See Reserve Table)
- ❑ Grade controlled Proved Ore Reserve 9.2Mt for first 6 years of production
- ❑ Tailored 2Mtpa processing plant with patented process circuit, revised capital estimate and DFS completed
- ❑ Access to established infrastructure –
 - ❑ Unused rail line (from Eneabba to Geraldton) runs adjacent to project tenements
 - ❑ Water from Yarragadee North deep aquifer
 - ❑ Access by adjacent Brand Highway
 - ❑ Hybrid gas and solar power supply



Updated BFS Results March 2024

- ❑ Updated BFS demonstrates robust financial metrics for a World-class silica sand project
- ❑ Ungearred NPV₁₀ of \$167m based on 25 years mining of a +100 year Resource Tailored
- ❑ Proved and Probable Ore Reserve of 221Mt @ 99.5% SiO₂ (**100 year production**)
- ❑ Four products for international foundry and glassmaking industries
- ❑ Environmental approvals process nearing completion and VDT trials to commence

Responsible Mining – the VRX Way

A made-for-purpose mining method designed around continuous rehabilitation

- ❑ VRX has developed a unique and progressive mining method for its silica sand projects
- ❑ The Vegetation Direct Transfer (VDT) method provides a rapid and comprehensive regeneration of mined areas based on continuous rehabilitation as mining progresses
- ❑ The VDT method removes a 400mm-deep sod with topsoil containing the vast majority of native flora and invertebrate fauna remaining intact
- ❑ Root structures in the loose sand are relatively shallow at 200-300mm in depth



Arrowsmith North/Central Vegetation Kwongan Heath

Loose sand/shallow root systems suitable for VDT

Arrowsmith North

Environmental and Mining Approvals

- ❑ Confirmation by Commonwealth Department of Agriculture, Water and the Environment of accredited State assessment under the EPBC Act
- ❑ State Department of Water and Environmental Regulation and Environmental Protection Authority (EPA) require a PER assessment
- ❑ Environmental Review Document (ERD) lodged in April 2022 and amended June 2022 and again February 2023 and published June 2023
- ❑ ERD Public Environmental Review period ended July 2023 and EPA provided Summary of Submissions September 2023
- ❑ VRX lodged the Response to Submissions (RtS) October 2023 for assessment by EPA
- ❑ Comments received March 2024 and new revised RtS to be lodged Sept 2024 following peer review
- ❑ Mining Proposal and Works Approval lodged for assessment in parallel with ERD

Large scale, world class high-grade and low impurity silica sand project

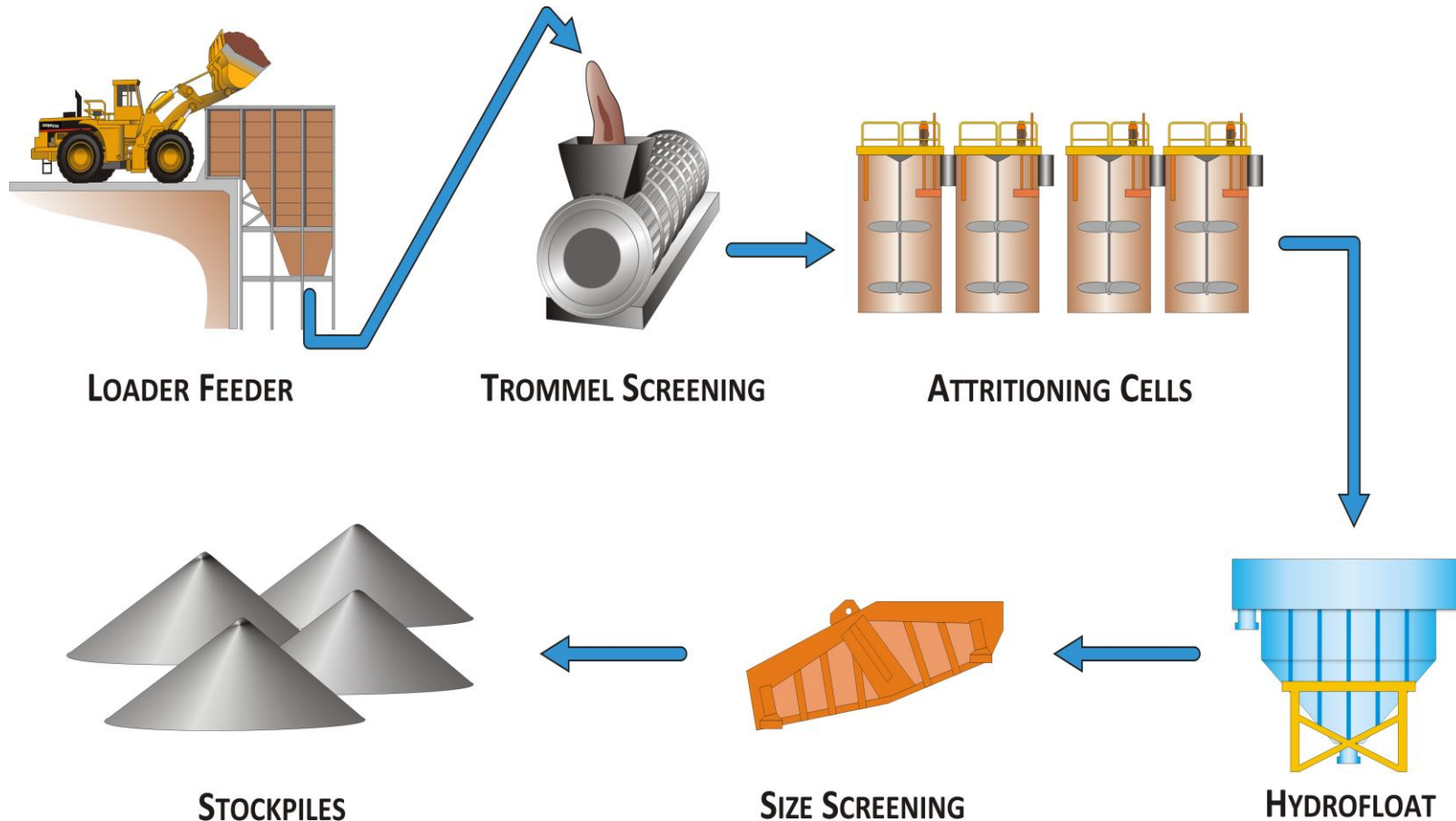
- ☐ Production to follow Arrowsmith North subject to EPA approval
- ☐ Utilise VDT and duplicate plant
- ☐ Access to established infrastructure
 - ☐ Underutilised railway connects to Kwinana (100km)
 - ☐ Grid power
 - ☐ Water from Yaragadee deep aquifer
 - ☐ Adjacent to Brand Highway
- ☐ Granted Mining Lease and Miscellaneous Licences for access
- ☐ Significant metallurgical testwork **+99.9% SiO₂ - <100ppm Fe₂O₃** after processing (high-grade, low impurity)
- ☐ Raw material for premium ultra-clear cover glass production for solar panels

Muchea Vegetation Banksia Woodland

Low grasses and sedges suitable for VDT

Processing Flowsheet

Simplified wet processing, multiple products, no dust, 2mtpa processing plant at each site



Processing Plant Design



- Arrowsmith North, Arrowsmith Central and Muchea to each have 2 Mtpa processing capacity
- No toxic reagents required

Processing Plant Design



No dust
No toxic chemicals

Sustainability, Environment, Social and Governance (ESG)

VRX is delivering on its ESG responsibilities aligned to the UN's Sustainable Development Goals

SUSTAINABLE DEVELOPMENT GOALS



CLEAN ENERGY

Utilising reliable, renewable modern energy



ECONOMIC GROWTH

Enhancing economic and productive employment



INDUSTRY INNOVATION

Building resilient infrastructure and fostering innovation



SUSTAINABLE COMMUNITIES

Respecting heritage values



RESPONSIBLE PRODUCTION

Employing sustainable mining methods



CLIMATE ACTION

Reducing emissions from production



REHABILITATION PLAN

Employing direct vegetation transfer as a unique rehabilitation method

VRX is investigating potential downstream products and cost saving initiatives

- ❑ Critical Minerals Prospectus – VRX Muchea project is included in the 2024 Critical Minerals Prospectus published by Austrade (now online)
- ❑ IAF Grant - VRX has received a grant from the State Innovation Attraction Fund to investigate the production of silica flour for LCDs
 - ❑ 1 tonne sample successfully tested by specialist laboratory in Germany
 - ❑ Samples despatched to potential buyers
- ❑ Geothermal Energy – Granted a geothermal permit mid west
 - ❑ Farm-in agreement with Steam Resources to provide technical personnel and expertise for development of the project
- ❑ Trials of VDT - VRX has been granted approval for VDT trials at Muchea to test the practicalities of VDT in various vegetation types
 - ❑ VRX has fabricated the modified loader bucket required for VDT

Opportunity for WA to capture its economic advantages of abundant silica sand and domestic gas reserves to build world-class glass manufacturing and downstream processing industries

- ❑ Very long life, high-grade silica sand supply with combined 1.4 billion tonne Resource, 96% to 99.6% SiO₂ grade
- ❑ WA domestic gas reserves and burgeoning hydrogen projects in mid-west
- ❑ Long term supply of essential raw materials and potential **green** energy for **glass** manufacturing (LNG gas/wind/solar/hydrogen)
- ❑ High-tech ultra-clear glass and HPQ production capability from Muchea
- ❑ Manufacturing of solar panels in WA for a huge and growing market in Australasia

Thank you

Bruce Maluish

Managing Director
Ground Floor, 52 Kings Park Road
West Perth WA 6005

Phone: 08 9226 3780
Email: info@vrxsilica.com.au

Silica Sand Resources and Reserves

Mineral Resources – as at 30/06/2024

Project	Classification	Mt	SiO ₂ %	Al ₂ O ₃ %	Fe ₂ O ₃ %	TiO ₂ %	LOI %
Mucnea	Indicated	29	99.6	0.1	0.03	0.1	0.2
	Inferred	179	99.6	0.1	0.02	0.1	0.2
	Total	208	99.6	0.1	0.02	0.1	0.2
Arrowsmith North	Measured	10	95.9	1.9	0.7	0.3	0.7
	Indicated	237	97.7	1.0	0.4	0.2	0.5
	Inferred	266	98.4	0.7	0.3	0.2	0.4
	Total	513	98.0	0.9	0.3	0.2	0.4
Arrowsmith Brand	Inferred	523	97.3	1.4	0.4	0.2	0.6
	Total	523	97.3	1.4	0.4	0.2	0.6
Arrowsmith Central	Indicated	28.2	96.6	1.7	0.4	0.2	0.7
	Inferred	48.3	96.9	1.5	0.4	0.2	0.7
	Total	76.5	96.8	1.5	0.4	0.2	0.7
Boyatup	Inferred	60	97.8	0.8	0.2	0.1	0.9
	Total	60	97.8	0.8	0.2	0.1	0.9

Total Mineral Resource 1,381 Million Tonnes

Mineral Reserves – as at 30/06/2024

Project	Classification	Product	Mt	SiO ₂ %	Al ₂ O ₃ %	Fe ₂ O ₃ %	TiO ₂ %	LOI %
Mucnea	Probable	F80	10.2	99.9	0.02	0.008	0.03	0.1
		F80C	4.25					
		F150	4.25	99.8	0.07	0.015	0.035	0.1
Mucnea Ore Reserve			18.7	Million Tonnes				
Arrowsmith North	Proved	AFS20	0.8	99.5	0.25	0.07	0.05	0.1
		AFS35	3.9	99.5	0.5	0.06	0.05	0.1
		AFS55	2.7	99.2	0.5	0.1	0.05	0.1
		Local	1.8					
	Proved Ore Reserve		9.2	Million Tonnes				
	Probable	AFS20	24.2	99.5	0.25	0.07	0.05	0.1
		AFS35	102.5	99.5	0.5	0.06	0.05	0.1
		AFS55	51.1	99.2	0.5	0.1	0.05	0.1
		Local	34.1					
	Probable Ore Reserve		212	Million Tonnes				
Arrowsmith North Ore Reserve			221	Million Tonnes				
Arrowsmith Central	Probable	CF400	4.2	99.6	0.25	0.04	0.03	0.1
		C20	8.4					
		C40	4.2					
		High TiO ₂	2.2			<1%	2%	
Arrowsmith Central Ore Reserve			18.9	Million Tonnes				