



Data-Driven Biostatistical Validation for Biotech Investments



Saurabh Jain
Executive Chairman



ASX: OPL



Book a
FREE DEMO

The Opportunity



Annually US\$80B is invested in **65,000+ trials** across an average **5,500 companies** annually with 90% failing, mainly due to poor trial design.



In Australia, there are over 1,200 pharmaceutical and medtech companies, 55 medical research institutes, 40 universities focused on clinical research, and 50 clinical trial networks offering Phase I – IV so **lots of opportunities for TrialKey**.



TrialKey's AI-driven analysis of 1,300+ variables, combined with biostatistical validation, predicts trial success with **92%+ accuracy** and delivers better trial designs.



If TrialKey were to provide a report for each pharmaceutical and biopharma company at \$5,000 AUD per report, the **total addressable market is \$328.745M**.

Challenges of Human-Led Trial Design and Systematic Reviews



Finite number



Factors overlooked

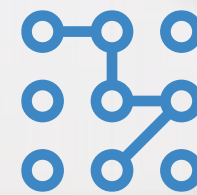


Time-consuming and prone to bias

Optimising Trial Design with Large Data Sets



AI processes thousands of clinical studies



Uncovers underlying patterns



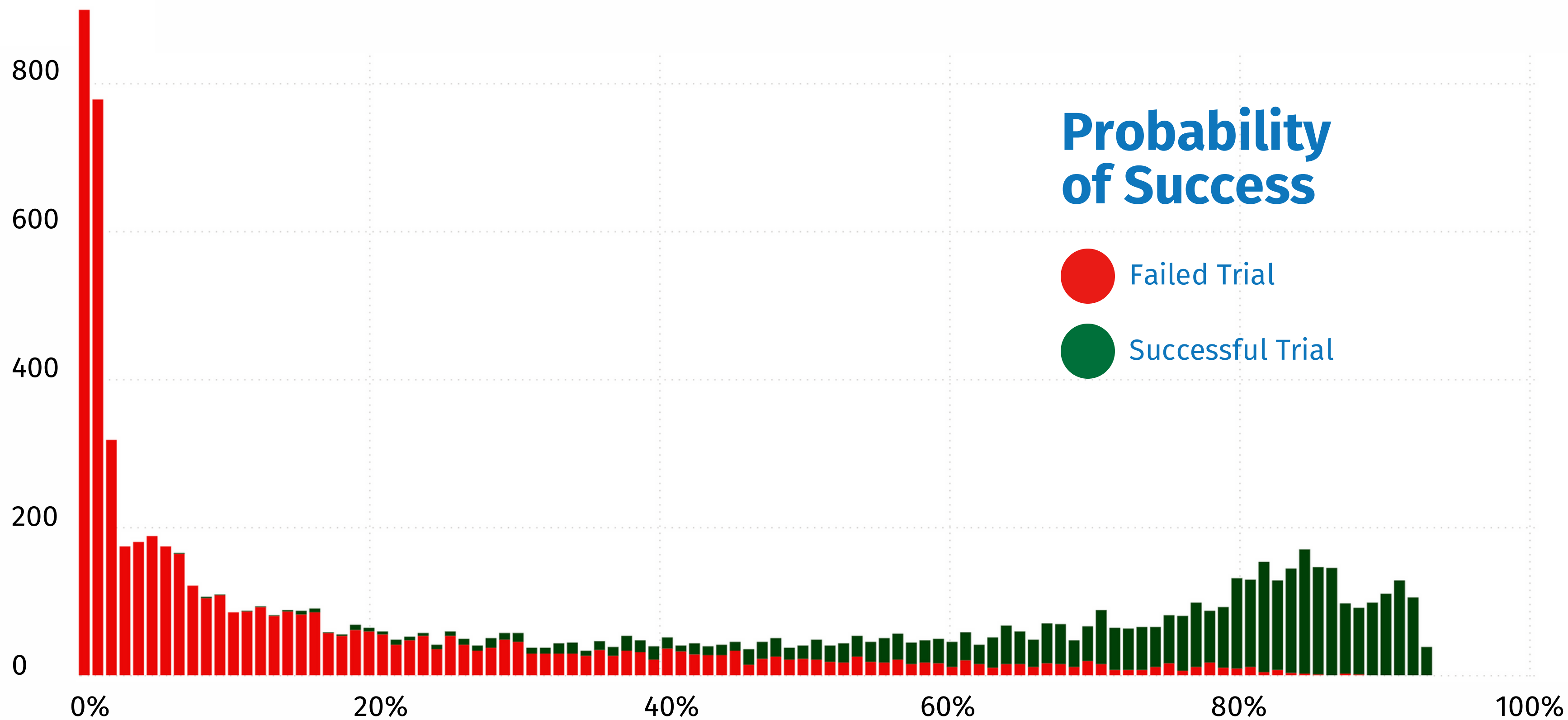
Optimises critical elements



Law of averages



Marginal impact of each variable



TrialKey's **biostatistical validation**
and advanced simulator
designs, simulates and optimise
clinical trial designs.





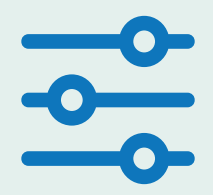
Our vision

To be the gold standard platform for clinical trial design optimisation and prediction worldwide.

TrialKey Services



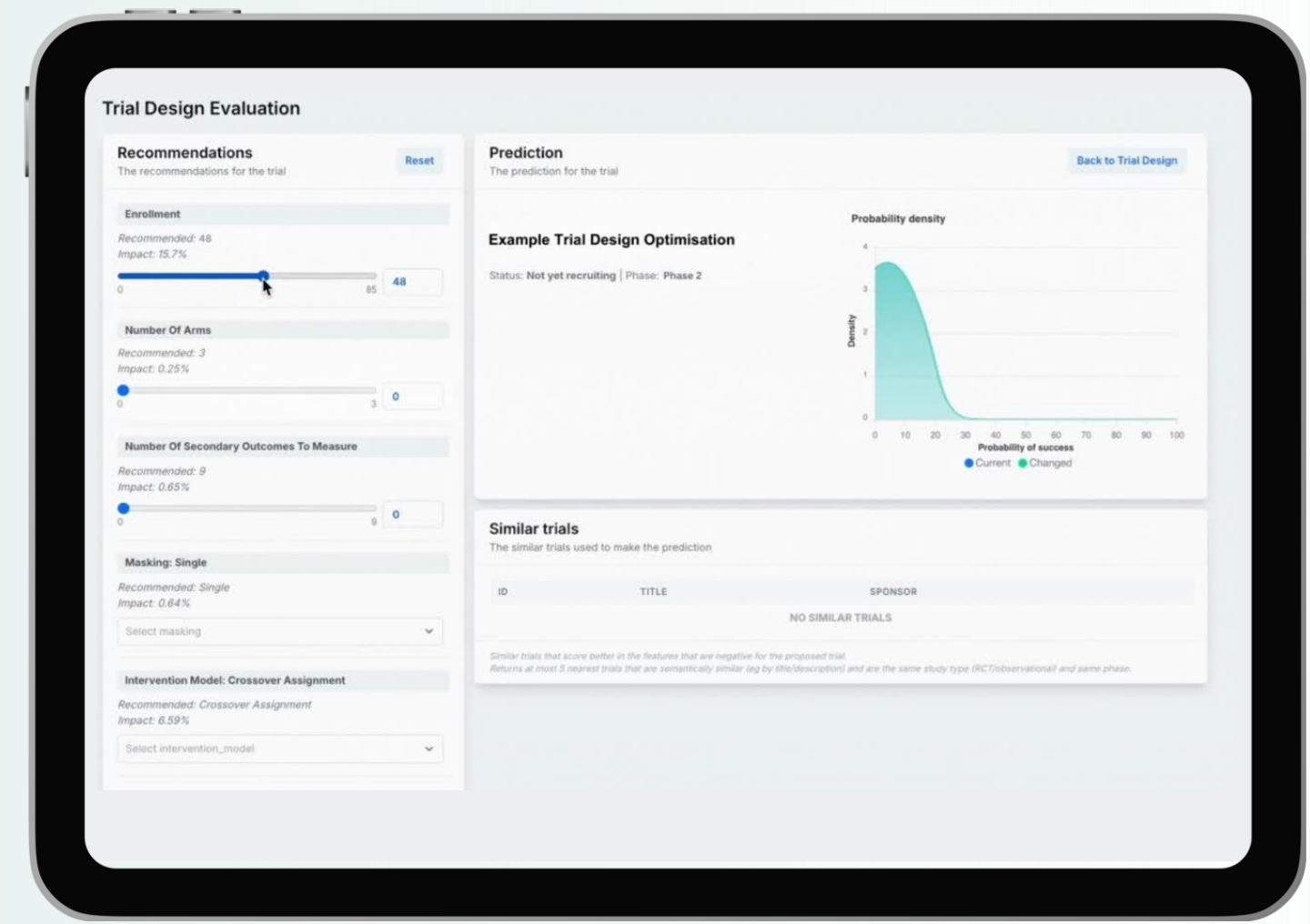
Create Optimal Trials Designs



Validate and Optimise Existing Trials



Predict Outcomes



Our Customers



Clinical Research Organisations

Biostatistical validation to simulate trials, and optimise designs.



Trial Sponsors

Accelerate therapy development with TrialKey's tailored recommendations



Biotech Investors

Predict clinical trial successes and identify high-potential stocks



Sites

Enhance recruitment, retention, and operational efficiency

\$5K AUD per report



ASX: OPL



Total addressable market is \$328.745M



ASX:

OPL

Existing Clients and Partners

Opyl is projected to generate substantial revenue across its partnerships.

Partnership/Client	Target	Opyl's Fees
Phenix Health	900 products	\$5000 per report for 900 products
AI Biotech Fund	AUD 100M AUM within 24 months	25% of performance fees, 19.9% equity stake, \$25,000 upfront payment
Joint Venture (Xco Consortium)	USD 1M (2025), USD 2M (2026), USD 4M (2027)	20% of first \$1.25M, 40% after
Other Partnerships*	175 reports/year	\$5000 per report

* Averaged 175 reports annually from partners and clients who do not publicly disclose project numbers

Corporate Overview

Strong ownership holding among OPL insiders and associated parties

Financial information	
Share price (06-Sep-24)	\$0.017
52-week trading range (low / high)	\$0.015/\$0.049
Shares on issue (m)	170.7
Market capitalisation	A\$2.9M
Cash (30-06-24)	A\$0.37
Debt (30-06-24)	Nil
Enterprise Value ((06-Sep-24)	A\$2.53m

Substantial shareholders	% interest
Antanas Guoga (Non-Executive Director)	13.84%
Niv Dagan	13.12%
Irwin Biotech	12.74%
Balmain Resources	7.50%
Scintilla Capital	4.10%
L39 Capital	3.95%

- **Note:** Ownership holding as at 6 September 2024
- **Source:** ASX public disclosures and CapIQ

TrialKey Development Journey

Best-in-class MVP platform developed and tested with subject matter experts and potential future users informing underway commercialisation strategy

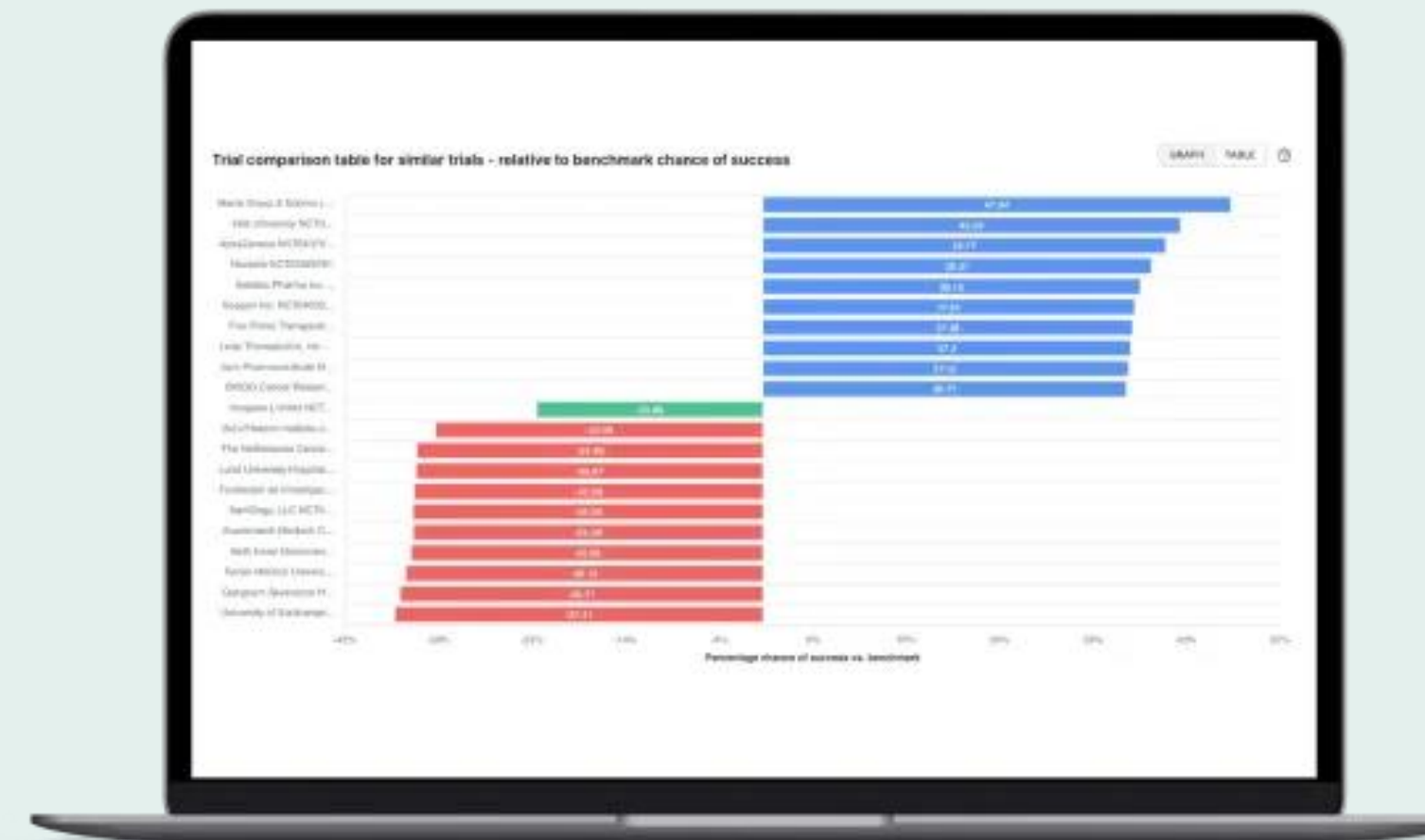


Partnership: **AI Biotech Fund**



Targets

- ✓ **Objective:** Leverage Opyl's TrialKey AI technology to drive significant capital appreciation by identifying successful biotech and pharmaceutical stocks
- ✓ **Target Annual Return:** 20%
- ✓ **Target AUM:** AUD 100 million in assets under management within 36 months.
- ✓ **Opyl Revenue Share:** Opyl will receive a 25% share of the fees earned by the fund, sourced from the 2% management fees and 20% upside fees.



Joint Venture for EMEA and North US Expansion: **XCO Consortium**

- ✓ **Due Diligence:** Completion by EOD September
- ✓ **Cash Payment:** AUD 1.5 million for license rights and R&D
- ✓ **Capital Raise:** Between USD 3 million and USD 5 million within nine months
- ✓ **Opyl Equity Stake:** 20% equity stake
- ✓ **Revenue Sharing:** 20% of initial USD 1.25 million of revenue, 40% of revenues exceeding this initial amount
- ✓ **Structure of New Entity:** Opyl will initially hold 20% and appoint 1 director
- ✓ **1-3 Years Sales Targets (USD):** \$1M, \$2M, \$4M
- ✓ **Regions:** JV to sell in EMEA & North US



Partnerships



Alithia Life Sciences



Phenix Health



Biointelect

Client Case Study: **Brain Vector**

TrialKey partnered with Brain Vector to optimize a clinical trial for a neuro device treating mild to moderate depression. Using advanced AI, TrialKey refined the study plan, including enrolment, study arms, duration, and endpoint selection. The platform also analyzed competitor trials, providing valuable benchmarking and ensuring strategic trial positioning.

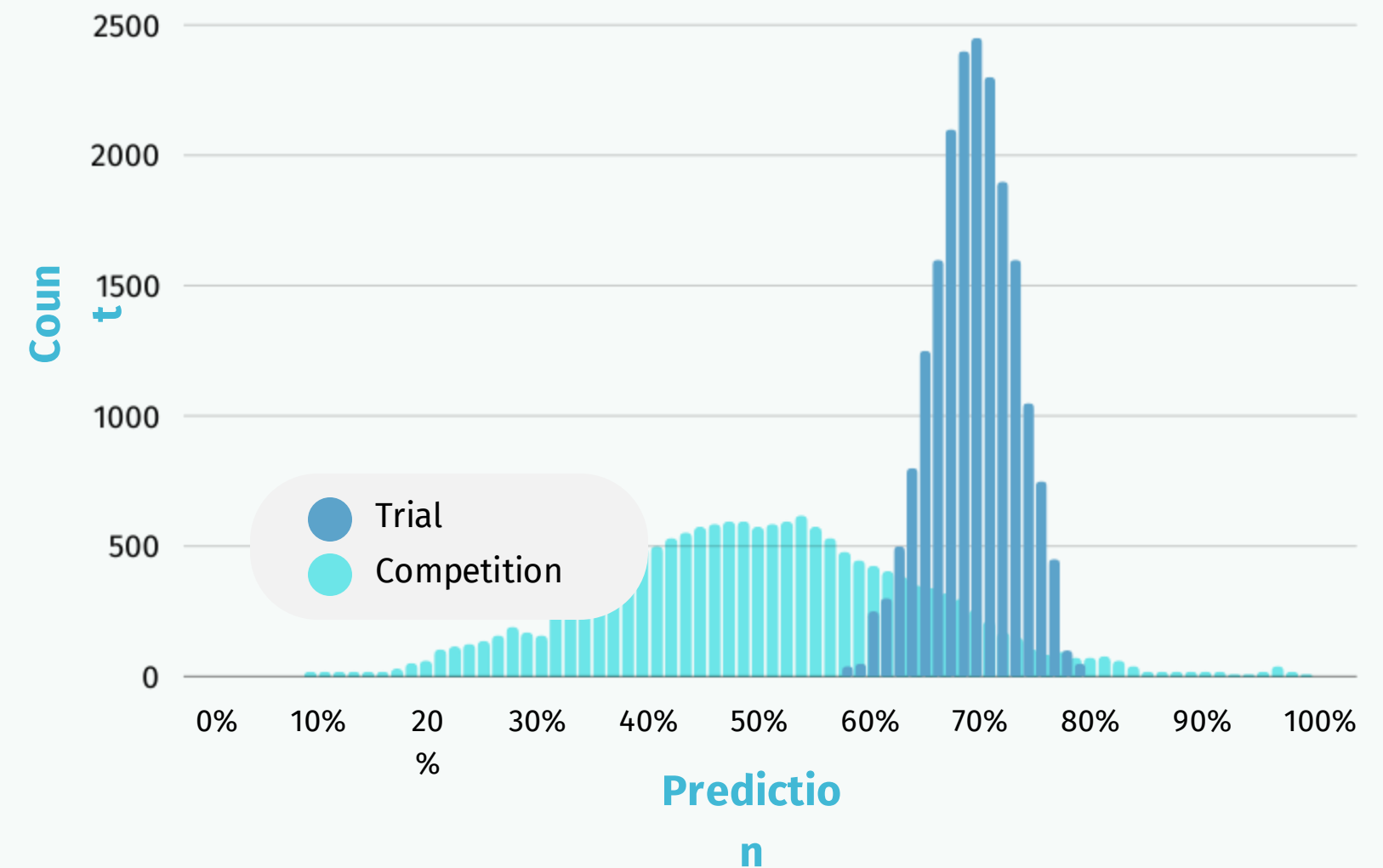
Key Outcomes

- Optimized trial design with a 70% predicted success rate.
- Single-group, open-label study targeting 150-200 patients over 12-26 weeks.
- Enhanced market positioning through a cobranded campaign targeting neurologists in Australia and New Zealand.

TrialKey Trial Prediction

70% (62.4%-75.1%) 95% C.I.

Trial scores in the top 17% based on 20,000 simulations





TrialKey

Powered by **Opyl**




www.TrialKey.ai



saurabh@trialkey.ai



Book a meeting



**Learn more about
the AI Biotech Fund**