



ASX Release

24 October 2024

September 2024 Quarterly Report

Exploration

- Early-stage field work continuing including mapping and rock chip sampling at Barlee Project
 - **Rock chip** sampling has returned a **high Titanium** value of **1.16% Ti** in a sample collected from a gabbro outcrop
 - Additional tenements applied for over adjoining ground
- Reconnaissance and soil sampling completed at Doris Uranium and REE Project
- Ongoing review and field visits to potential tenement acquisitions
- Continue planning of field programs on regional tenements for the coming quarter
- Fisher South tenement sale to Ordell Minerals for 1,000,000 ORD shares
- Retargeting of exploration at Rosie and C2 Resources commenced
- Ongoing commercial interest dealing with inbound requests

Corporate

- Cash and shareholdings at 30 September 2024 of **\$12.8 million**

During the quarter Duketon Mining Limited (DKM) continued with exploration including desktop reviews, field reconnaissance, mapping and rock chip sampling on 100% owned regional projects including the Barlee Gold and Lithium Project and the Doris Uranium and REE Project. Incoming proposals from external third parties have continued and a number of these were also reviewed. Further field programs are being planned for the next quarter on DKM regional projects.

The company continues to be encouraged by the prospectivity of the area within and around the Barlee Project area with regards to a number of different commodities. As a result of this additional tenure has been applied for and has resulted in the size of the landholding (granted and application) increasing to just over 700 sq.km.



The Fisher South tenement, E53/2143, has been sold to Ordell Resources Limited for 1,000,000 ordinary shares and a 1% NSR royalty (covering all minerals) during the quarter (reported in previous Quarterly Report).

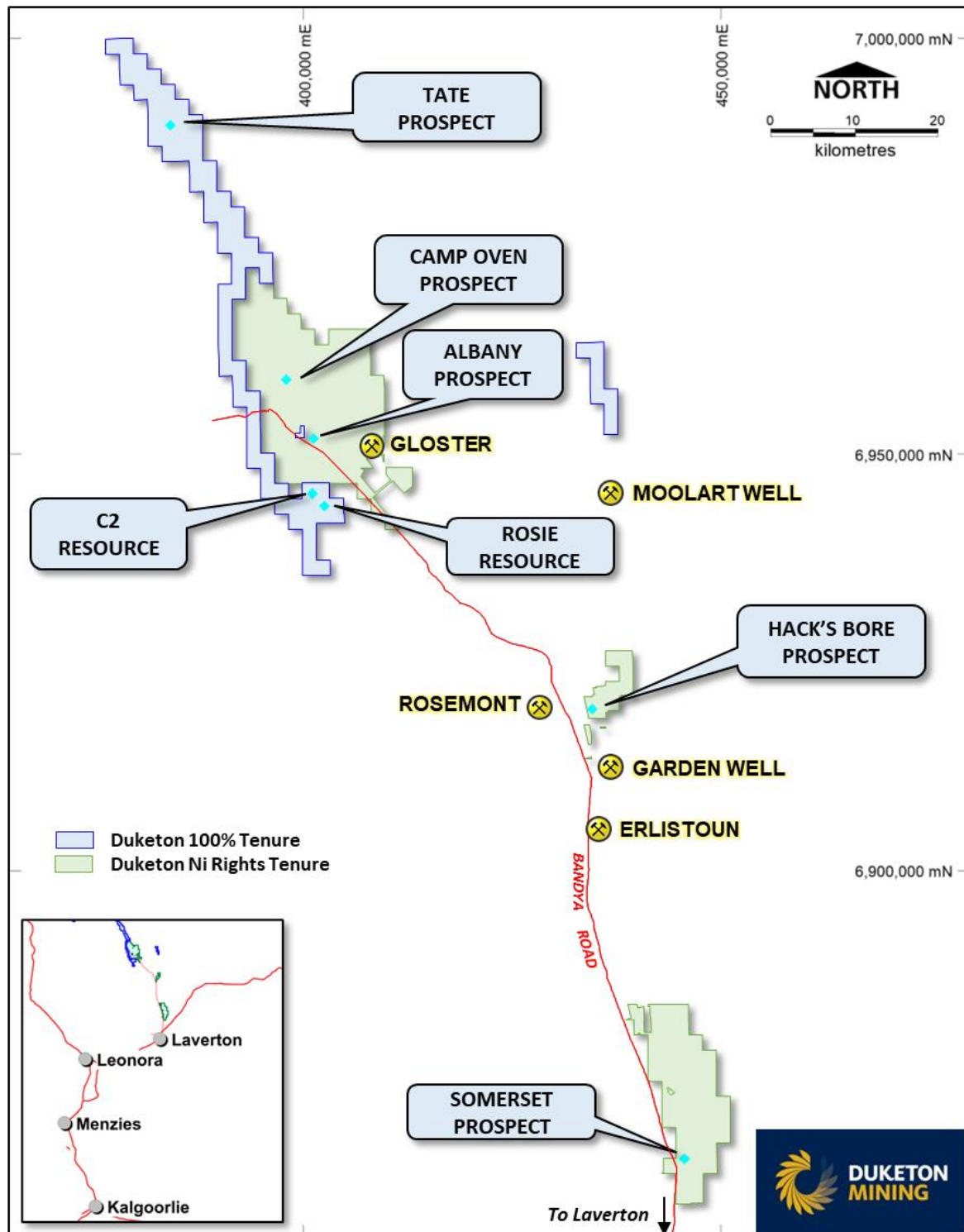


Figure 1: Plan of DKM Tenements at Duketon Project showing Nickel Resources and Prospects



Duketon Project - Mineral Resources (100% DKM)

Bulge Complex

Rosie – Mineral Resource Estimate

The Indicated and Inferred Mineral Resource Estimate (MRE) for Rosie of 2.77 million tonnes at 3.27% nickel equivalent is reported in accordance with the 2012 JORC Code (Table 1 & Table 2). The resource estimate is reported at >1% NiEq. Over 72% of the Resource has been classified as Indicated with the remainder in the Inferred Category (Table 1 & Table 2). Mineralisation remains open in all directions.

The Mineral Resource contained metal stands at 56,300 tonnes of nickel, 11,800 tonnes of copper, 1,610 tonnes of cobalt and over 229,000 oz of total PGEs (Table 3).

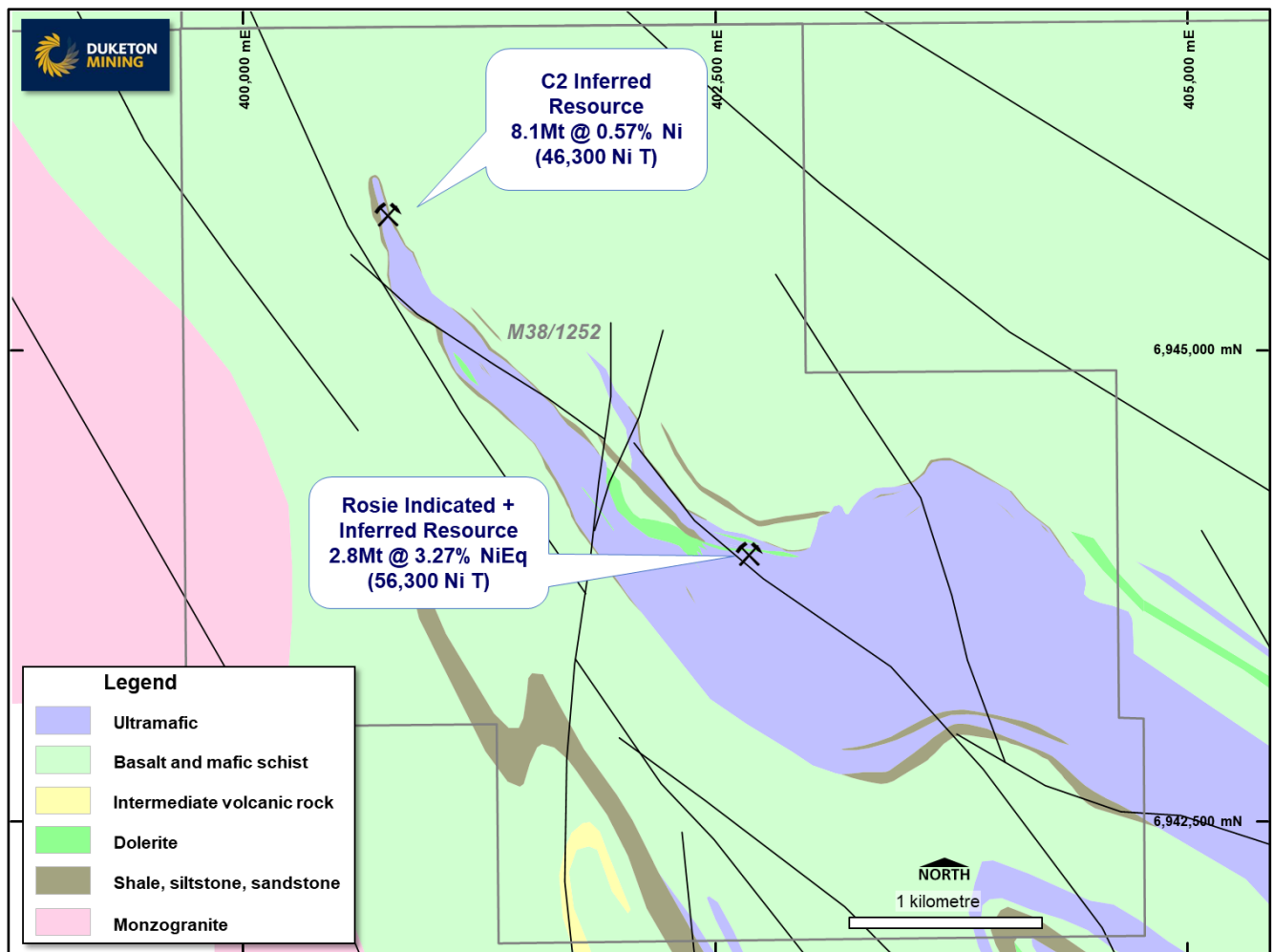


Figure 2: Plan of The Bulge Complex

| Resource Category | Tonnes (kt) | Ni% | NiEq_ % |
|-------------------|--------------|-------------|-------------|
| Indicated | 2,012 | 2.11 | 3.35 |
| Inferred | 761 | 1.81 | 3.06 |
| TOTAL | 2,773 | 2.03 | 3.27 |

Table 1: Rosie Mineral Resource Statement (February 2022) >1.0% NiEq

| Rosie Nickel Resource >1% NiEq | | | | | | | |
|--------------------------------|------------------|------------------|------------|-------------|------------|------------------|-------------|
| Classification | Sulphide | Tonnes | Ni (%) | Cu (%) | Co (ppm) | Total PGEs (g/t) | NiEq) % |
| Indicated | Pentlandite | 1,191,555 | 2.4 | 0.42 | 642 | 2.7 | 3.76 |
| | Violarite | 820,999 | 1.7 | 0.39 | 504 | 2.5 | 2.75 |
| | Sub-Total | 2,012,553 | 2.1 | 0.41 | 585 | 2.6 | 3.35 |
| Inferred | Pentlandite | 694,751 | 1.8 | 0.48 | 580 | 2.5 | 3.13 |
| | Violarite | 66,179 | 1.5 | 0.42 | 442 | 1.7 | 2.36 |
| | Sub-Total | 760,930 | 1.8 | 0.48 | 568 | 2.4 | 3.06 |
| Total | All | 2,773,483 | 2.0 | 0.43 | 580 | 2.6 | 3.27 |

Table 2: Rosie Mineral Resource Grade

Note: For Tables 1 and 2.

- (1) Assumptions for the nickel equivalent are: Prices (in USD) \$8.00/lb Ni, \$3.65/lb Cu, \$15.30/lb Co, \$1,100/oz Pt, \$2,300/oz Pd and \$15,500/oz Rh.
- (2) Recovery assumptions from metallurgical test work are: Pentlandite domain 96.9% Ni, 99.5% Cu, 95.1% Co, 78.2% Pt, 97.6% Pd and 83.4% Rh. Violarite domain 88.7% Ni, 94.5% Cu, 88.5% Co, 57.6% Pt, 87.3% Pd and 64.8% Rh.
- (3) The following equations were used to calculate nickel equivalent – Cu and Co measured in ppm and PGEs measured in ppb – all converted to percentages for NiEq calculation:
- (4) Pentlandite domain:
$$\text{NiEq} = \text{Ni\%} + (\text{Cu\%} * 0.995 * (3.65/8)) + (\text{Co\%} * 0.951 * (15.3/8)) + (\text{Pt\%} * 0.782 * (1100 * 14.583/8)) + (\text{Pd\%} * 0.976 * (2300 * 14.583/8)) + (\text{Rh\%} * 0.834 * (15500 * 14.583/8))$$



(5) Violarite domain: $NiEq = Ni\% + (Cu\% * 0.945 * (3.65/8)) + (Co\% * 0.885 * (15.3/8)) + (Pt\% * 0.576 * (1100 * 14.583/8)) + (Pd\% * 0.873 * (2300 * 14.583/8)) + (Rh\% * 0.648 * (15500 * 14.583/8))$ where 14.583 is the amount of troy ounces per pound.

| Classification | Ore Type | Contained Metal | | | |
|----------------|-------------|-----------------|---------------|--------------|-----------------|
| | | Ni (t) | Cu (t) | Co (t) | Total PGEs (oz) |
| Indicated | Pentlandite | 28,524 | 4,978 | 764 | 104,868 |
| | Violarite | 13,966 | 3,230 | 414 | 64,869 |
| | Sub-Total | 42,490 | 8,208 | 1,178 | 169,737 |
| Inferred | Pentlandite | 12,786 | 3,337 | 403 | 55,740 |
| | Violarite | 987 | 279 | 29 | 3,551 |
| | Sub-Total | 13,774 | 3,616 | 432 | 59,291 |
| | Total | 56,264 | 11,824 | 1,610 | 229,028 |

Table 3: Rosie Mineral Resource Contained Metal

The resource includes a reportable nickel equivalent number based on metallurgical work completed to determine recoveries (see ASX announcements 8th July 2020 & 10th July 2020). It is the opinion of DKM that all the elements included in the metal equivalents calculation have a reasonable potential to be recovered and sold.

C2 – Mineral Resource Estimate

The Indicated and Inferred Mineral Resource Estimate for C2 is **8.06 million tonnes at 0.57% nickel** and is reported in accordance with the 2012 JORC Code. The resource estimate is reported at >0.4% Ni grade. Over **99% of the Resource is classified as Indicated** (Table 4). Mineralisation remains open in all directions (see ASX Announcement 12 December 2022).

The Mineral Resource contained metal stands at **46,263 tonnes of nickel, 2,339 tonnes of copper, 1,505 tonnes of cobalt and 25,684 oz of total PGEs** (Table 5).



| C2 Nickel Resource >0.4%Ni | | | | | | |
|----------------------------|------------------|-------------|-------------|-------------|-------------|------------|
| Classification | Tonnes | Ni (%) | Cu (%) | Pd (ppb) | Pt (ppb) | S (%) |
| Indicated | 7,955,751 | 0.57 | 0.03 | 56.7 | 42.8 | 1.7 |
| Inferred | 107,790 | 0.44 | 0.01 | 34.7 | 31.4 | 0.5 |
| Total | 8,063,541 | 0.57 | 0.03 | 56.5 | 42.7 | 1.7 |

Table 4: C2 Nickel Resource > 0.4% Ni with Auxiliary Attributes

| Classification | Ni tonnes | Cu tonnes | Co tonnes | PGE oz |
|----------------|---------------|--------------|--------------|---------------|
| Indicated | 45,790 | 2,325 | 1,490 | 25,455 |
| Inferred | 474 | 15 | 14 | 229 |
| Total | 46,263 | 2,339 | 1,505 | 25,684 |

Table 5: C2 Mineral Resource Contained Metal

Combined Rosie and C2 Resources

The total JORC compliant nickel resource for the Bulge Complex (Rosie and C2) now stands at 102,527 tonnes of nickel, 14,163 tonnes of copper and 254,712 ounces of PGEs (Table 6).

| Combined Metal Inventory, The Bulge Area | | | |
|--|----------------|---------------|----------------|
| Deposit | Ni tonnes | Cu tonnes | PGE oz |
| Rosie | 56,264 | 11,824 | 229,028 |
| C2 | 46,263 | 2,339 | 25,684 |
| TOTAL | 102,527 | 14,163 | 254,712 |

Table 6: Combined Metal Inventory, The Bulge Complex



Regional Exploration (Fig. 3)

Projects include:

- Doris – uranium and REE project within the Narryer Terrane, 120km NNW of Meekatharra
- Barlee – lithium and gold project, 200km north of Southern Cross
- Stephens – base metals project within the Gullewa Greenstone Belt in the Murchison Province, 335km NNE of Perth
- Lake Mackay - West Arunta Region IOCG - REE conceptual project

Tenement applications:

- Otways – copper and gold project within the East Pilbara Granite Greenstone Terrane, 40km northeast of Nullagine
- Cunyu – gold project within the Merrie Greenstone Belt, early-stage exploration
- North Walgoolan – Gold, Silver and Base Metals in Westonia Greenstone Belt
- Barlee – adjoining tenements for expanded footprint

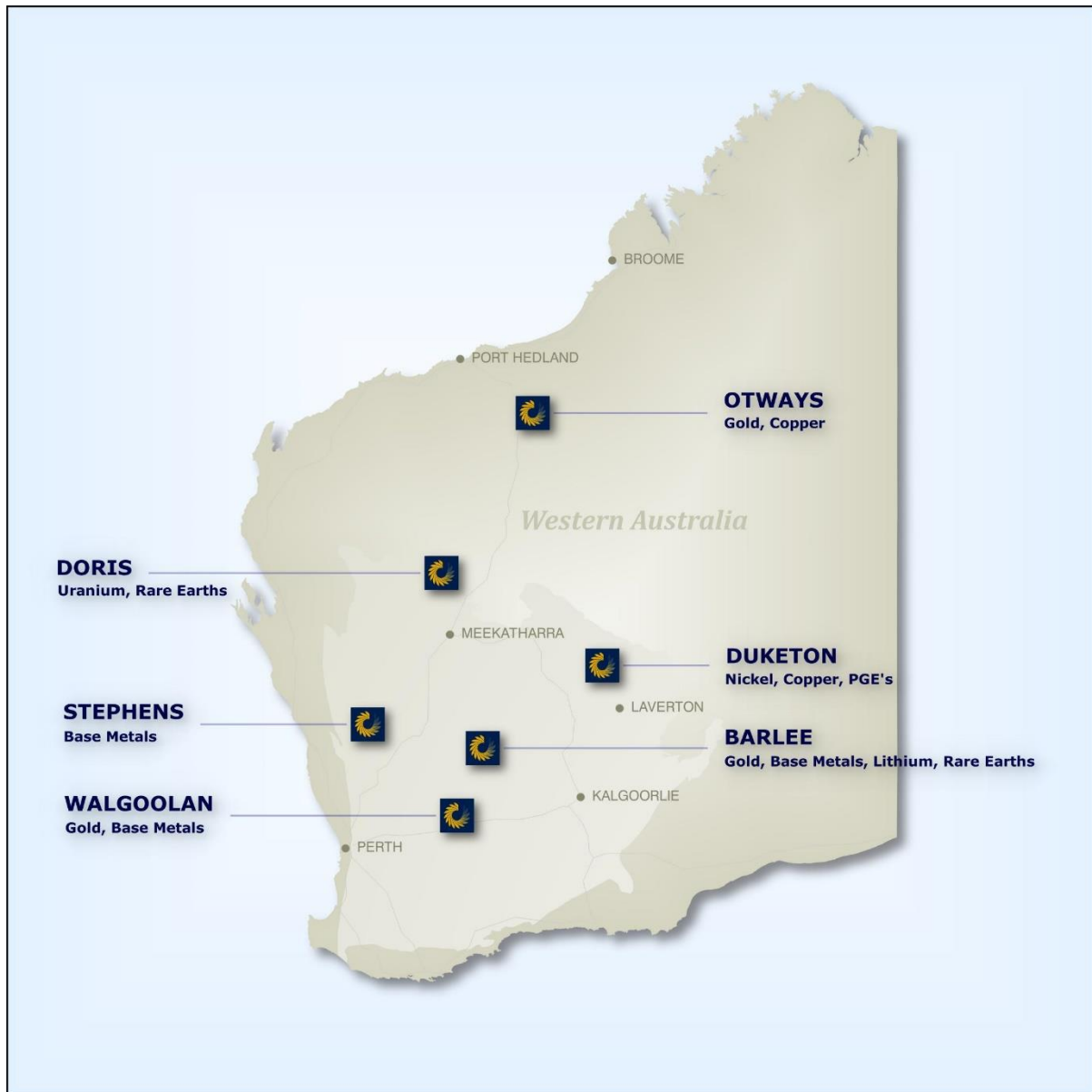


Figure 3: Duketon Regional Tenements



Ongoing Strategy

Duketon remains well positioned to drive value from two approaches:

1. Exploration opportunities on current tenure - assessing early-stage exploration opportunities across all projects looking at all commodities
2. Acquiring new tenure –via opportunistic applications or by simple/low-cost commercial means.
3. Expand/Study Nickel Resources - complete mining study and target extensions to Rosie & C2 and the greater area for Ni-Cu-PGE's

Corporate

At 30 September 2024 Duketon had a cash and liquids balance of **A\$12.8M** comprised of cash of **A\$10.2M** and shareholdings of **A\$2.6M**.

ASX Additional Information

Exploration and evaluation expenditure during the quarter was \$340,000 associated with geological consultants, field related activities and tenement compliance costs. Details of exploration activity during the quarter are set out in this report. There were no substantive mining production and development activities during the quarter. During the quarter, the Company made cash payments of \$104,000 to related parties and their associates. This was the aggregate amount paid to the directors including salary, directors' fees, consulting fees and superannuation.

Authorised for release by:

Stuart Fogarty
Duketon Mining - Managing Director
+61 8 6315 1490



The information in the announcement that relates to production targets or financial information derived from a production target is extracted from the ASX announcement 28 April 2021 for the Rosie Scoping Study and is available to view on the Company's website (www.duketonmining.com.au). The company confirms that it is not aware of any new information or data that materially affects the information included in the original market announcement and that all material assumptions underpinning the production target or the financial information derived from the production target in the relevant market announcement continue to apply and have not materially changed. The Company confirms that the form and context in which the Competent Person's findings are presented have not been materially modified from the original market announcement.

The information in the announcement that relates to Mineral Resources for Rosie is extracted from the ASX announcement 10 March 2022 and is available to view on the Company's website (www.duketonmining.com.au). The information in the announcement that relates to Mineral Resources for C2 is extracted from ASX announcement 12 December 2023. The company confirms that it is not aware of any new information or data that materially affects the information included in the original market announcements and that all material assumptions and technical parameters underpinning the estimates in the relevant market announcements continue to apply and have not materially changed. The Company confirms that the form and context in which the Competent Person's findings are presented have not been materially modified from the original market announcement.

The information in this report that relates to exploration results is based on information compiled by Ms Kirsty Culver, Member of the Australian Institute of Geoscientists (AIG) and an employee of Duketon Mining Limited. Ms Culver has sufficient experience which is relevant to the style of mineralisation and type of deposit under consideration and to the activity that is being undertaken to qualify as a competent person as defined in the JORC Code 2012. Ms Culver consents to the inclusion in the report of the matters based on the information in the form and context in which it appears.

The information in this report that references previously reported exploration results is extracted from the Company's ASX market announcements released on the date noted in the body of the text where that reference appears. The previous market announcements are available to view on the Company's website or on the ASX website (www.asx.com.au). The Company confirms that it is not aware of any new information or data that materially affects the information included in the original market. The Company confirms that the form and context in which the Competent Person's findings are presented have not been materially modified from the original market announcements.



Appendix 1: Summary of Mining Tenements

At 30 September 2024 the Company had an interest in the following tenements:

| Tenement number | Project | State | Status | Interest at beginning of quarter | Interest at end of quarter | Acquired/Disposed |
|-----------------|--------------------|-------|-------------|----------------------------------|----------------------------|-------------------|
| E38/1997 | Mt Mabel | WA | Granted | 100% Ni (note 1) | 100% Ni (note 1) | N/A |
| E38/2666 | Duketon | WA | Granted | 100% Ni (note 1) | 100% Ni (note 1) | N/A |
| E38/2805 | Duketon | WA | Granted | 100% Ni (note 1) | 100% Ni (note 1) | N/A |
| E38/2834 | Duketon | WA | Granted | 100% Ni (note 1) | 100% Ni (note 1) | N/A |
| E38/2866 | Duketon | WA | Granted | 100% Ni (note 1) | 100% Ni (note 1) | N/A |
| E38/2916 | Duketon | WA | Granted | 100% Ni (note 1) | 100% Ni (note 1) | N/A |
| E38/3142 | Granite Peak | WA | Granted | 100% Ni (note 1) | 100% Ni (note 1) | N/A |
| E38/3549 | Millar Hill | WA | Granted | 100% Ni (note 1) | 100% Ni (note 1) | N/A |
| E38/3550 | Mount Mabel | WA | Granted | 100% Ni (note 1) | 100% Ni (note 1) | N/A |
| E38/3617 | Moolart North | WA | Granted | 100% | 0% | Disposed |
| E38/3658 | Duketon North | WA | Granted | 100% | 100% | N/A |
| E38/3871 | Duketon North | WA | Application | 100% | 100% | N/A |
| E45/6364 | Otways | WA | Application | 100% | 100% | N/A |
| E45/6861 | Coolie Coolie Well | WA | Application | 100% | 100% | N/A |
| E45/6864 | Marlborough Well | WA | Application | 100% | 100% | N/A |
| E52/3833 | Doris | WA | Granted | 100% | 100% | N/A |
| E52/3923 | Cunyu | WA | Application | 100% | 100% | N/A |
| E52/4004 | Doris North | WA | Granted | 100% | 100% | N/A |
| E52/4315 | Doris North | WA | Granted | 100% | 100% | N/A |
| E53/2143 | Fisher South | WA | Granted | 100% | 100% | N/A |
| E53/2302 | Dusty East | WA | Application | 100% | 0% | Disposed |
| E58/613 | Curbura North Well | WA | Granted | 100% | 0% | Disposed |
| E59/2414 | Stephens | WA | Granted | 100% | 100% | N/A |
| E77/2717 | Barlee | WA | Granted | 100% | 100% | N/A |
| E77/3027 | Barlee | WA | Application | 100% | 100% | N/A |
| E77/3129 | North Walgoolan | WA | Application | 100% | 100% | N/A |
| E77/3160 | Lake Barlee South | WA | Application | 100% | 100% | N/A |
| E77/3161 | Lake Barlee South | WA | Application | 100% | 100% | N/A |
| E77/3214 | Lake Barlee | WA | Application | 100% | 100% | N/A |
| E77/3229 | Lake Barlee | WA | Application | 100% | 100% | N/A |
| E77/3242 | Lake Barlee South | WA | Application | 0% | 100% | Acquired |
| E80/5947 | Lake Mackay | WA | Application | 100% | 100% | N/A |
| M38/1252 | Duketon | WA | Granted | 100% | 100% Ni (note 1) | N/A |
| P38/4550 | Duketon | WA | Granted | 100% | 100% | N/A |

The Company did not have any interests in farm in or farm out agreements at the beginning, end or during the quarter. Note 1: 100% interest held in nickel rights only. Note 2: subject to sale post quarter

Appendix 5B

Mining exploration entity or oil and gas exploration entity quarterly cash flow report

Name of entity

Duketon Mining Limited

ABN

76 159 084 107

Quarter ended ("current quarter")

30 September 2024

| Consolidated statement of cash flows | | Current quarter \$A'000 | Year to date (3 months) \$A'000 |
|--------------------------------------|---|----------------------------|---------------------------------------|
| 1. | Cash flows from operating activities | | |
| 1.1 | Receipts from customers | - | - |
| 1.2 | Payments for | | |
| | (a) exploration & evaluation | (340) | (340) |
| | (b) development | - | - |
| | (c) production | - | - |
| | (d) staff costs | (94) | (94) |
| | (e) administration and corporate costs | (126) | (126) |
| 1.3 | Dividends received (see note 3) | - | - |
| 1.4 | Interest received | 132 | 132 |
| 1.5 | Interest and other costs of finance paid | - | - |
| 1.6 | Income taxes refunded/(paid) | - | - |
| 1.7 | Government grants and tax incentives | - | - |
| 1.8 | Other (provide details if material) | - | - |
| 1.9 | Net cash from / (used in) operating activities | (428) | (428) |

| | | | |
|-----------|---|---|---|
| 2. | Cash flows from investing activities | | |
| 2.1 | Payments to acquire or for: | | |
| | (a) entities | - | - |
| | (b) tenements | - | - |
| | (c) property, plant and equipment | - | - |
| | (d) exploration & evaluation | - | - |
| | (e) investments | - | - |
| | (f) other non-current assets | - | - |

| Consolidated statement of cash flows | | Current quarter \$A'000 | Year to date (3 months) \$A'000 |
|---|---|------------------------------------|--|
| 2.2 | Proceeds from the disposal of: | | |
| | (a) entities | - | - |
| | (b) tenements | - | - |
| | (c) property, plant and equipment | - | - |
| | (d) investments | - | - |
| | (e) other non-current assets | - | - |
| 2.3 | Cash flows from loans to other entities | - | - |
| 2.4 | Dividends received (see note 3) | - | - |
| 2.5 | Other (provide details if material) | - | - |
| 2.6 | Net cash from / (used in) investing activities | - | - |

| | | | |
|-------------|---|----------|----------|
| 3. | Cash flows from financing activities | | |
| 3.1 | Proceeds from issues of equity securities (excluding convertible debt securities) | - | - |
| 3.2 | Proceeds from issue of convertible debt securities | - | - |
| 3.3 | Proceeds from exercise of options | - | - |
| 3.4 | Transaction costs related to issues of equity securities or convertible debt securities | - | - |
| 3.5 | Proceeds from borrowings | - | - |
| 3.6 | Repayment of borrowings | - | - |
| 3.7 | Transaction costs related to loans and borrowings | - | - |
| 3.8 | Dividends paid | - | - |
| 3.9 | Other (Principal elements of lease payments) | - | - |
| 3.10 | Net cash from / (used in) financing activities | - | - |

| | | | |
|-----------|--|--------|--------|
| 4. | Net increase / (decrease) in cash and cash equivalents for the period | | |
| 4.1 | Cash and cash equivalents at beginning of period | 10,619 | 10,619 |
| 4.2 | Net cash from / (used in) operating activities (item 1.9 above) | (428) | (428) |
| 4.3 | Net cash from / (used in) investing activities (item 2.6 above) | - | - |
| 4.4 | Net cash from / (used in) financing activities (item 3.10 above) | - | - |

Mining exploration entity or oil and gas exploration entity quarterly cash flow report

| Consolidated statement of cash flows | | Current quarter \$A'000 | Year to date (3 months) \$A'000 |
|--------------------------------------|---|----------------------------|------------------------------------|
| 4.5 | Effect of movement in exchange rates on cash held | - | - |
| 4.6 | Cash and cash equivalents at end of period | 10,191 | 10,191 |

| 5. | Reconciliation of cash and cash equivalents at the end of the quarter (as shown in the consolidated statement of cash flows) to the related items in the accounts | Current quarter \$A'000 | Previous quarter \$A'000 |
|-----|--|----------------------------|-----------------------------|
| 5.1 | Bank balances | 483 | 173 |
| 5.2 | Call deposits | 9,682 | 10,446 |
| 5.3 | Bank overdrafts | - | - |
| 5.4 | Other (provide details) | - | - |
| 5.5 | Cash and cash equivalents at end of quarter (should equal item 4.6 above) | 10,191* | 10,619 |

* Excludes 30 September 2024 market value of listed equity investments of \$2,595,265.

| 6. | Payments to related parties of the entity and their associates | Current quarter \$A'000 |
|-----|---|----------------------------|
| 6.1 | Aggregate amount of payments to related parties and their associates included in item 1 | 104 |
| 6.2 | Aggregate amount of payments to related parties and their associates included in item 2 | - |

Note: if any amounts are shown in items 6.1 or 6.2, your quarterly activity report must include a description of, and an explanation for, such payments.

Mining exploration entity or oil and gas exploration entity quarterly cash flow report

| | | | |
|-----------|---|---|--|
| 7. | Financing facilities <i>Note: the term "facility" includes all forms of financing arrangements available to the entity.</i> <i>Add notes as necessary for an understanding of the sources of finance available to the entity.</i> | Total facility amount at quarter end \$A'000 | Amount drawn at quarter end \$A'000 |
| 7.1 | Loan facilities | - | - |
| 7.2 | Credit standby arrangements | - | - |
| 7.3 | Other (please specify) | - | - |
| 7.4 | Total financing facilities | - | - |
| 7.5 | Unused financing facilities available at quarter end | | - |
| 7.6 | Include in the box below a description of each facility above, including the lender, interest rate, maturity date and whether it is secured or unsecured. If any additional financing facilities have been entered into or are proposed to be entered into after quarter end, include a note providing details of those facilities as well. | | |
| | N/A | | |

| | | |
|-----------|---|----------------|
| 8. | Estimated cash available for future operating activities | \$A'000 |
| 8.1 | Net cash from / (used in) operating activities (item 1.9) | (428) |
| 8.2 | (Payments for exploration & evaluation classified as investing activities) (item 2.1(d)) | - |
| 8.3 | Total relevant outgoings (item 8.1 + item 8.2) | (428) |
| 8.4 | Cash and cash equivalents at quarter end (item 4.6) | 10,191 |
| 8.5 | Unused finance facilities available at quarter end (item 7.5) | - |
| 8.6 | Total available funding (item 8.4 + item 8.5) | 10,191 |
| 8.7 | Estimated quarters of funding available (item 8.6 divided by item 8.3) | 23.8 |
| | <i>Note: if the entity has reported positive relevant outgoings (ie a net cash inflow) in item 8.3, answer item 8.7 as "N/A". Otherwise, a figure for the estimated quarters of funding available must be included in item 8.7.</i> | |
| 8.8 | If item 8.7 is less than 2 quarters, please provide answers to the following questions: | |
| 8.8.1 | Does the entity expect that it will continue to have the current level of net operating cash flows for the time being and, if not, why not? | |
| | Answer: N/A | |
| 8.8.2 | Has the entity taken any steps, or does it propose to take any steps, to raise further cash to fund its operations and, if so, what are those steps and how likely does it believe that they will be successful? | |
| | Answer: N/A | |
| 8.8.3 | Does the entity expect to be able to continue its operations and to meet its business objectives and, if so, on what basis? | |
| | Answer: N/A | |
| | <i>Note: where item 8.7 is less than 2 quarters, all of questions 8.8.1, 8.8.2 and 8.8.3 above must be answered.</i> | |

Compliance statement

- 1 This statement has been prepared in accordance with accounting standards and policies which comply with Listing Rule 19.11A.
- 2 This statement gives a true and fair view of the matters disclosed.

Date: 24 October 2024

'Signed electronically'

Authorised by: Dennis Wilkins, Company Secretary
(Name of body or officer authorising release – see note 4)

Notes

1. This quarterly cash flow report and the accompanying activity report provide a basis for informing the market about the entity's activities for the past quarter, how they have been financed and the effect this has had on its cash position. An entity that wishes to disclose additional information over and above the minimum required under the Listing Rules is encouraged to do so.
2. If this quarterly cash flow report has been prepared in accordance with Australian Accounting Standards, the definitions in, and provisions of, *AASB 6: Exploration for and Evaluation of Mineral Resources* and *AASB 107: Statement of Cash Flows* apply to this report. If this quarterly cash flow report has been prepared in accordance with other accounting standards agreed by ASX pursuant to Listing Rule 19.11A, the corresponding equivalent standards apply to this report.
3. Dividends received may be classified either as cash flows from operating activities or cash flows from investing activities, depending on the accounting policy of the entity.
4. If this report has been authorised for release to the market by your board of directors, you can insert here: "By the board". If it has been authorised for release to the market by a committee of your board of directors, you can insert here: "By the [name of board committee – eg Audit and Risk Committee]". If it has been authorised for release to the market by a disclosure committee, you can insert here: "By the Disclosure Committee".
5. If this report has been authorised for release to the market by your board of directors and you wish to hold yourself out as complying with recommendation 4.2 of the ASX Corporate Governance Council's *Corporate Governance Principles and Recommendations*, the board should have received a declaration from its CEO and CFO that, in their opinion, the financial records of the entity have been properly maintained, that this report complies with the appropriate accounting standards and gives a true and fair view of the cash flows of the entity, and that their opinion has been formed on the basis of a sound system of risk management and internal control which is operating effectively.
6. By the Company lodging this Appendix 5B, the Managing Director and CFO declare that the Appendix 5B for the relevant quarter:
 - presents a true and fair view, in all material respects, of the cashflows of the Company for the relevant quarter and is in accordance with relevant accounting standards;
 - the statement given above is founded on a sound system of risk management and internal compliance and control which implements the policies adopted by the Board; and
 - the Company's financial records have been properly maintained and the Company's risk management and internal compliance and control system is operating efficiently and effectively in all material respects.