



**FIRST
LITHIUM**

QUARTERLY REPORT

For the period
ending 30
September 2024

SEPTEMBER QUARTER HIGHLIGHTS

- Final drilling results and assays received
- Further high grade Li_2O intersections identified at Blakala
- Outstanding metallurgical testwork results received post quarter end
- Maiden JORC Mineral Resource Estimate (MRE) expected
- License renewals progressing
- As at 30 September 2024, Cash Balance of \$1.06m

First Lithium Limited (“FL1”, or “the Company”) is pleased to provide an update on its activities for the September 2024 quarter.

First Lithium Managing Director, Venkatesh Padala said:

“Receiving the drilling and assay results for the completed stage one drilling program in Mali, now sets the Company up for release of its maiden JORC mineral resource estimate (MRE), anticipated prior to end of 2024.

The MRE along with the pending license renewals are milestone events for FL1 and will allow the Board to take strategic actions on the next phase of the Project”.

FINAL DRILLING RESULTS AND FURTHER HIGH GRADE Li_2O INTERSECTIONS IDENTIFIED¹

Series Two holes drilled as Reverse Circulation (RC) precollars and diamond tails to intersect targeted pegmatites under the Series One holes at depths of approximately 50 – 100m below surface. High grade analytical results were received for Series Two holes BRCD01 to BRCD15, with high grades from all the holes covering circa 1,200m strike on the Main Pegmatite body, at the Blakala prospect:

- BRCD12 with a 41.0m intersection @ 1.91% Li_2O (from 81.0m)
- BRCD04 with a 20.0m intersection @ 2.03% Li_2O (from 69.0m)
- BRCD01 with a 37.0m intersection @ 1.79% Li_2O (from 88.0m)
- BRCD07 with a 22.75m intersection @ 1.79% Li_2O (from 75.0m)

- BRCD09 with a 32.6m intersection @ 1.70% Li₂O (from 99.0m), Including a 14.0m intersection at 2.02% Li₂O (from 99.0m); and including a 10.3m intersection at 1.91% Li₂O (from 120.7m)
- BRCD11 with a 29.7m intersection @ 1.66% Li₂O (from 115.2m), including a 14.5m intersection at 1.91% Li₂O (from 115.2m); and including a 6.6m intersection at 2.79% Li₂O (from 138.3m)

Pegmatite bands up to 10 m wide were intersected between the western pegmatite and the main pegmatite body and are now confirmed in the RC precollar holes¹ as having considerable lithium content (Figure 1). Blakala extension mapping and trenching, as well as mapping and trenching of numerous other targets on the Gouna licence, has taken place. Mineral Resource Estimation (MRE) and JORC Report process is being managed by Pivot Mining.

¹ ASX:FL1 Announcement: Series 2 drilling results identify very high Li₂O at Blakala

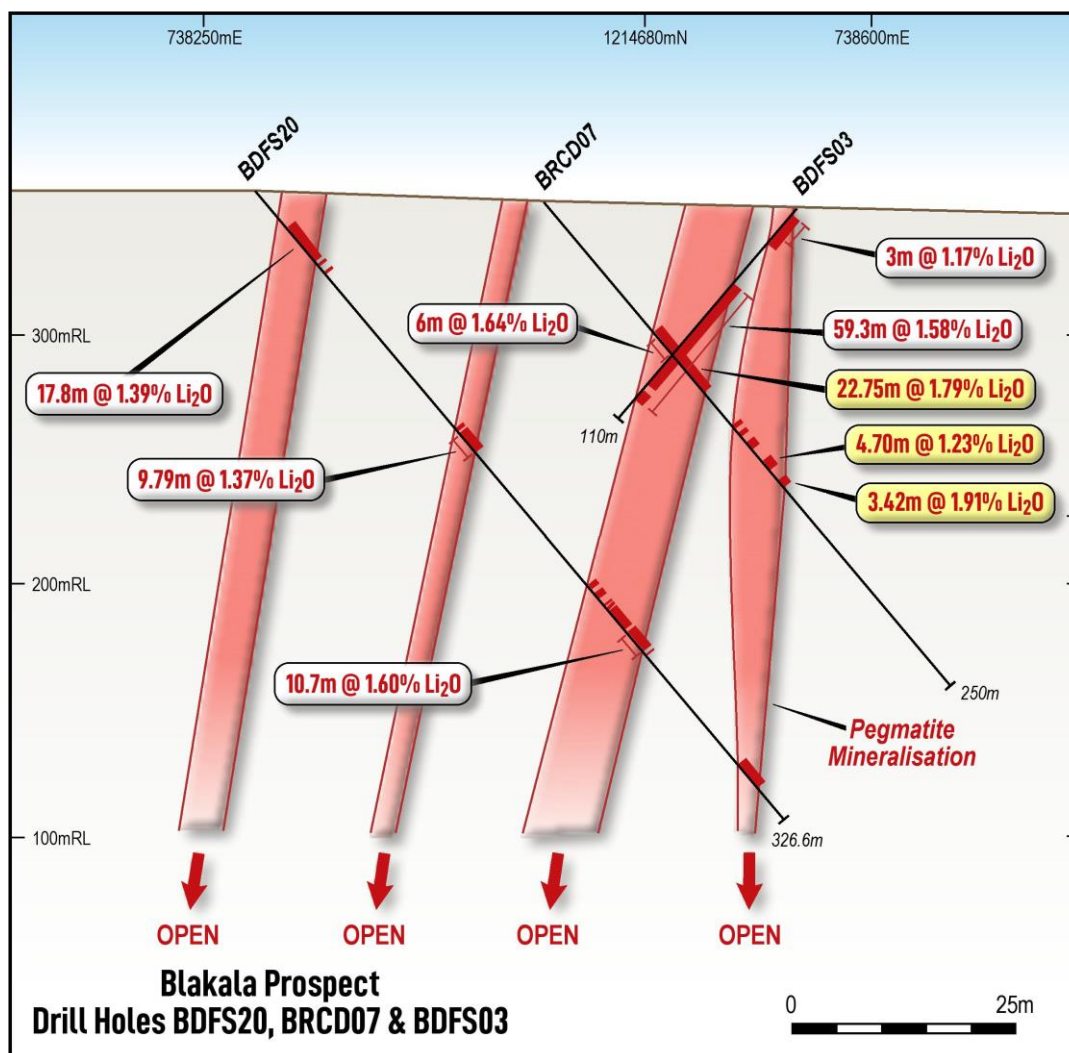


Figure 1: Section showing the previously reported First Series BDFS03 on the Main Pegmatite; BDFS20 drilled from the Western Pegmatite through the Main Pegmatite at depth; and Second Series BRCD07 intersecting the Main Pegmatite, with the new results from the diamond drilling portion of BRCD07.

FINAL ASSAY RESULTS RECEIVED²

Second Series holes drilled on the Eastern and Western Pegmatites, as well as the Southern extension of the Main Pegmatite on the Blakala Prospect, with Reverse Circulation (RC) pre-collars and diamond tails drilled to intersect targeted pegmatites under the First Series diamond holes at depths of approximately 50 – 100m below the surface. High grade analytical results were received for the Second Series diamond tails BRCD16 to BRCD21 drilled in the Eastern Pegmatite, with high grades from all the holes covering circa 400m strike (*Figures 2,3*):

- BRCD21 with a 24.00m intersection @ 1.53% Li₂O (from 129.0m)
- BRCD19 with a 28.59m intersection @ 1.51% Li₂O (from 117.0m)
- BRCD18 with a 9.00m intersection @ 1.62% Li₂O (from 117.0m)

High grade analytical results were received for the First Series diamond hole BDFS46 confirming the additional northern extension to the Eastern Pegmatite (*Figure 2*):

- BDFS46 with a 12.27m intersection @ 1.65% Li₂O (from 46.0m)

High grade analytical results were received for the Second Series diamond tail BRCD25 drilled on the Southern extension of the Main Pegmatite, which shows the depth continuity of the Southern extension of the Main Pegmatite and is in addition to the excellent results reported for the Main Pegmatite Second Series drilling (*Figures 2,4*):

- BRCD25 with a 8.34m intersection @ 1.77% Li₂O (from 137.0m)

High grade analytical results received for Second Series diamond tails drilled on the Western Pegmatite, showing the mineralisation at depth and the significant width of this pegmatite body (*Figures 2,5*):

- BRCD28 with a 25.64m intersection @ 1.68% Li₂O (from 137.0m); and
- BRCD36 with a 15.00m intersection @ 1.23% Li₂O (from 96.0m)

² ASX:FL1 Announcement : Final Series drilling assays confirm very high Li₂O grades

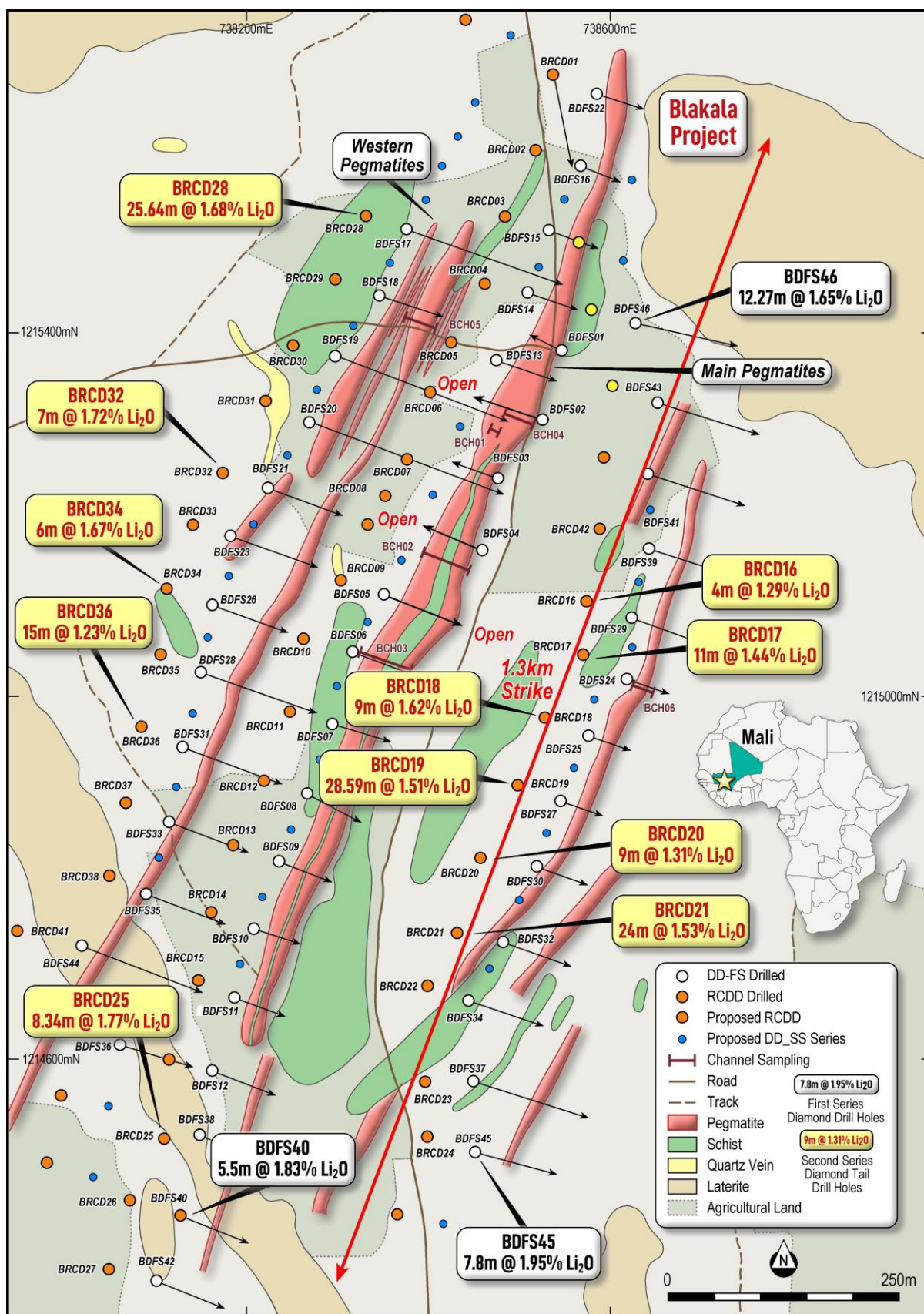


Figure 2: Locality and analytical results of Blakala First Series BDFS40 to BDFS46 diamond drill holes and Second Series diamond tail drill holes BRCD16 to BRCD36.

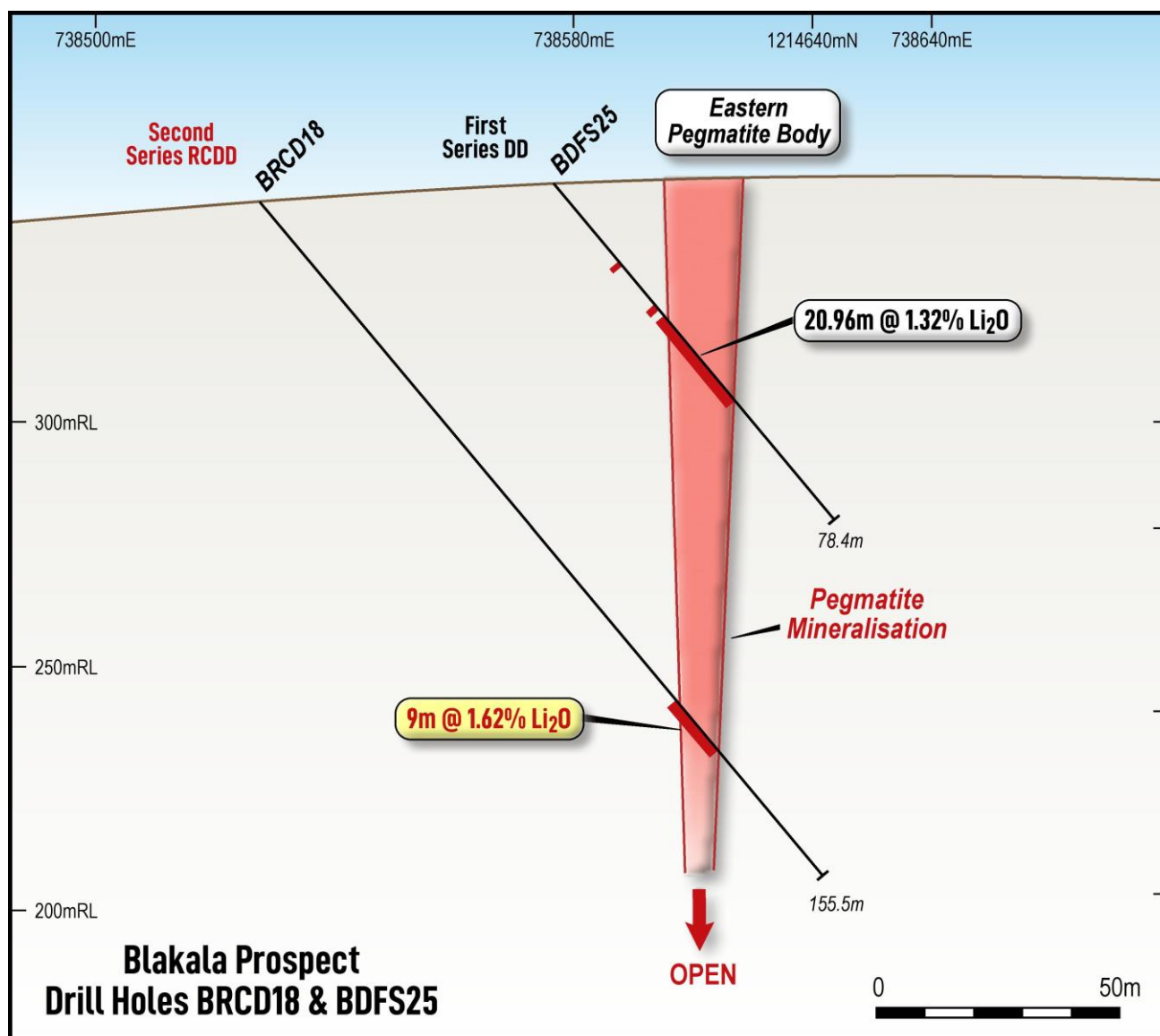


Figure 3: Section showing the previously reported First Series BDFS25 on the Eastern Pegmatite; and Second Series BRCD18 intersecting the Eastern Pegmatite at depth, with the new results from the diamond drilling portion of BRCD18.

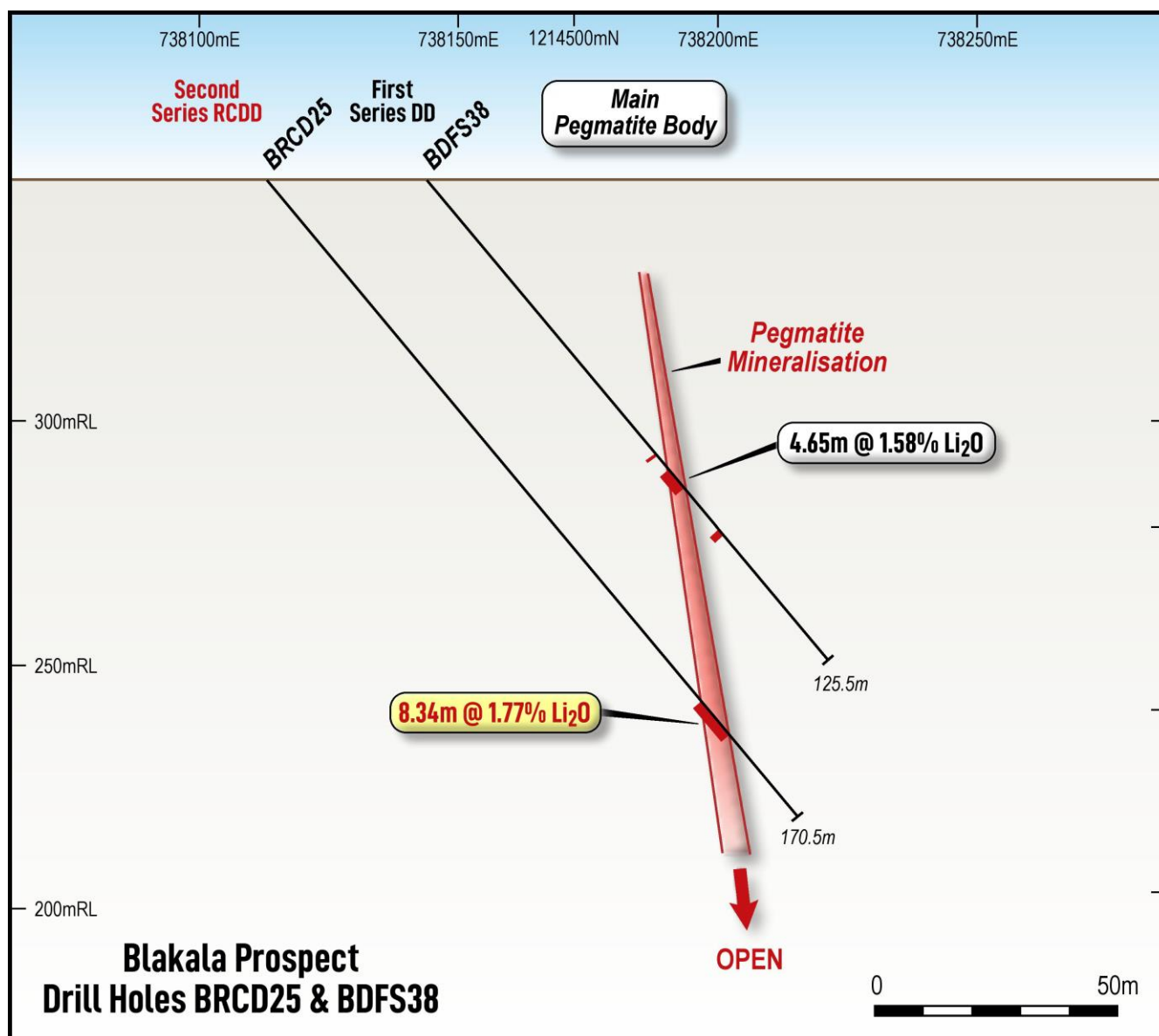


Figure 4: Section showing the previously reported (black on grey results) First Series BDFS38 on the southern extension of the Main Pegmatite; and Second Series BRCD25 intersecting the Main Pegmatite at depth, with the new results (black on yellow) from the diamond drilling portion of BRCD25.

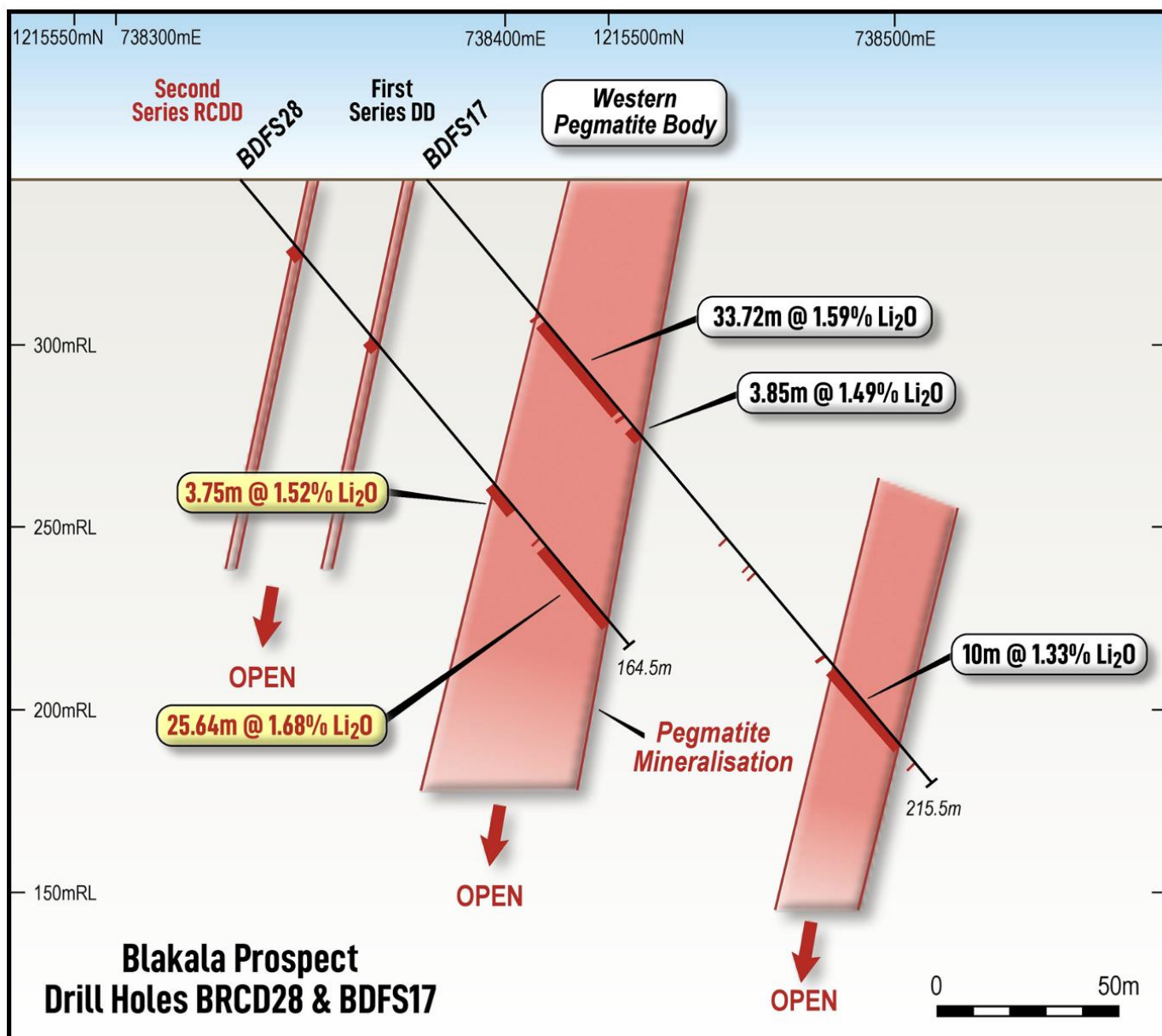


Figure 5: Section showing the previously reported (black on grey results) First Series BDFS17 on the Western Pegmatite; and Second Series BRCD28 intersecting the Western Pegmatite at depth, with the new results (black on yellow) from the diamond drilling portion of BRCD28.

METALLURGICAL TESTWORK RESULTS³

An Li₂O concentrate grade of 6.8% at a recovery of 80% was achieved with flotation testwork completed on a composite sample comprising selected pieces of core with the Spodumene making up 98% of the lithium mineralogy. The heavy liquid separation test resulted in a 93% spodumene content in the sinks fraction.

The composite samples were collected from twelve drill holes spaced over a 1,300m length of the Blakala Central, east and West pegmatites (*Figure 6*). The objective of the scoping study level metallurgical testwork is to identify and produce a spodumene concentrate suitable for sale on world markets. The metallurgical testwork program included the following:

1. Lithium Department;
2. Heavy Liquid Separation (HLS) Testwork; and
3. Flotation Testwork.

Li₂O was the element of interest within this metallurgical testwork conducted at a scoping level and the results showed the head chemical analysis containing a grade of 1.93% Li₂O. The samples examined are likely sourced from a granitic pegmatite, with spodumene as the predominant Li-bearing phase. The final concentrate with a targeted Li₂O grade of 6-7% at a recovery of 70-80% was produced by a rougher test at 80% -212 µm as the spodumene is relatively coarse grained, with 80% reporting to be coarser than 100 µm.

The metallurgical testwork is being progressed concurrently with the Company's maiden JORC Mineral Resource Estimate. The metallurgical test work has determined the lithium concentrate recovery rates at Blakala, the results of which are extremely positive, and can be compared to those of neighbouring Leo Lithium (ASX:LLL) who recently sold their project with a valuation of circa \$1.3b.

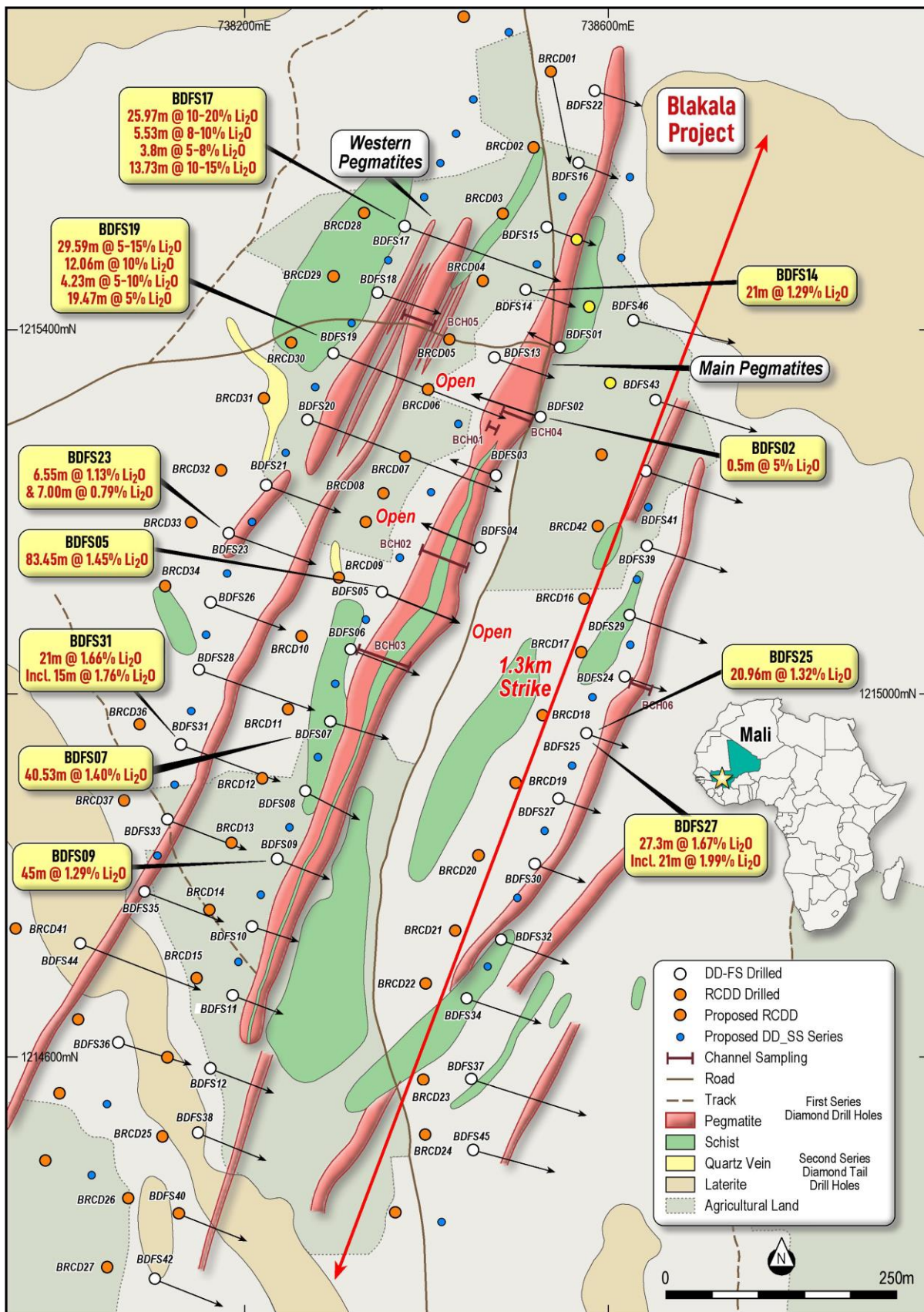


Figure 6 : Location of Composite Sample drill holes

PERMIT RENEWAL APPLICATIONS LODGED

Permits for both Faraba and Blakala were lodged within the required timeframes and were acknowledged as received by the Mali Mines Department. Renewals are expected to be granted once the Mali Mines Department recommence formal renewal operations, something that has been on hold for sometime to allow for the adequate adoption of the new Mining Law. Our local team in Mali is managing the process with the Mali government and believe the renewal process is advancing.

TENURE STATUS

The following is a summary of the Exploration Permits and their associated Mining Convention (held in FL1's 100% owned subsidiary):

Exploration Permit	Exploration License	Holder	EL Validity		Status
Faraba	PR 1375/18	Intermin Lithium SARL	16/4/2018	16/4/2024	Pending Renewal
Gouna	PR 1382/18	Intermin Lithium SARL	15/5/2018	15/5/2024	Pending Renewal

Figure 7: FL1 Tenure status

CORPORATE

First Lithium had a cash balance of \$1.06m at 30 September 2024 and no debt. Exploration and evaluation expenditure incurred for the year to date was \$449k.

Related Party Transactions

Payments to related parties of the entities and their associates (refer section 6 of Appendix 5B):

- Included at section 6.1 – Comprises: Remuneration of Directors - \$139k
- Included at section 6.2 – Comprises: Remuneration of directors - Nil

Listing Rule 5.3.1 and 5.3.2

In accordance with ASX Listing Rule 5.3.1, the Company confirms that there have been no material developments or changes to its exploration activities, and provide the following information:

- Approximately \$449k was incurred by the Company in respect of exploration activity for the quarter ended 30 September 2024, primarily on:
 - JORC Mineral Resource modelling work for the Blakala prospect, Mali; and
 - Laboratory assays, geological mapping and reconnaissance field work

- A summary of the specific exploration activities undertaken in the two permits held is included in this activity report.

In accordance with ASX Listing Rule 5.3.2, the Company advises that no Mining Development or Production activities were conducted during the quarter.

Listing Rule 5.3.4

The Company provides the following disclosures required by ASX regarding a comparison of actual expenditure to date since re-listing on 28 September 2023 against use of funds statement in the Prospectus dated 30 June 2023.

Expenditure	Funds Allocated under Prospectus	Actual to 30 September 2024	Variance	Note
	\$	\$	\$	
Exploration – Mali Lithium Project	4,732,782	4,812,580	79,798	1
Expenses of the Offers	560,000	248,862	(311,138)	2
Corporate and administration costs	650,000	1,396,453	746,453	3
Working capital	552,396	-	(552,396)	4
Capital raising	-	(2,160,446)	(2,160,446)	5
Capital raising costs	-	159,064	159,064	5
Total	6,495,178	4,456,513	(2,038,665)	

The Use of Funds table is a statement of current intentions, investors should note that the allocation of funds set out in the table may change depending on a number of factors including the results of exploration, outcome of development activities, regulatory developments and market and general economic conditions.

1. Exploration at the Mali Lithium Project is currently over the use of funds budget by \$80k. The variance is due due to an additional capital raising conducted during the period since re-listing on 28 September 2023.
2. Expenses of the offer is currently under the use of funds budget by \$311k. The variance was due to costs of the offer being over estimated and some budgeted costs being paid from existing cash reserves.
3. Corporate and administration costs include business running costs, director's fees and related party payments, ASX compliance costs and corporate expenses. Additional funds have been allocated to be spent for administration purposes due to an additional capital raising conducted during the 24-month period since re-listing on 28 September 2023.
4. Working capital is currently under the use of funds budget by \$552k. This is set aside as a reserve of funding for effective capital management.
5. In the June 2024 quarter, the Company completed a capital raising of \$2.16m (before costs) to advance exploration activities and provide working capital.

Ends-

The Board of Directors of First Lithium Ltd authorised this announcement to be given to the ASX.

Further information contact:

Venkatesh Padala
Managing Director

T: +61 8 9481 0389

E: info@firstlithium.com.au

ABOUT FIRST LITHIUM

First Lithium (ASX code: FL1) is at the forefront of lithium exploration and sustainable development, focusing on pioneering projects like Blakala and Faraba in Mali. Our management team has significant in-country experience and specialist advisors with extensive lithium exploration and government relations expertise.

Our commitment goes beyond the pursuit of lithium riches; it's about powering tomorrow responsibly. We recognise the global demand for lithium and are dedicated to positively impacting local communities while ensuring environmentally sensitive practices.

Directors

Venkatesh Padala
Lee Christensen
Andrew Law
Jason Ferris

Managing Director
Chairman
Non-Executive Director
Non-Executive Director

Capital Structure

Shares on issue :

108,673,604

Options on issue:

a) 4,801,028 FL1O listed options

B) 30,500,000 options with an exercise price of \$0.30 per option and an expiry of 28 September 2026

C) 1,800,000 lead manager options with an exercise price of \$0.40 per option and an expiry of 28 September 2027 (correct as included)

D) 5,000,000 director options with an exercise price of \$0.282 per option and an expiry of 12 March 2028

Performance Rights:

15,000,000 performance rights, subject to certain milestones.

Competent Persons Statement

Except where indicated, exploration results above have been reviewed and compiled by Mr Kobus Badenhorst, a Competent Person who is a Member of SACNASP and the South African Geological Society (GSSA), with over 26 years of experience in metallic and energy mineral exploration and development, and as such has sufficient experience which is relevant to the style of mineralisation and type of deposits under consideration as a Competent Person as defined in the 2012 Edition of the “Australasian Code for Reporting of Exploration Results, Mineral Resources and Ore Reserves”. Mr Badenhorst is the Managing Director of GeoActiv Dynamic Geological Services and consents to the inclusion of this technical information in the format and context in which it appears. Some parts of the reporting were prepared by Mr Robert Barnett, the designated Competent Person for mineral resource declaration being conducted by Pivot Mining Consultants (Pty) Ltd of South Africa.

Cautionary Statement – Visual Estimates

This announcement contains references to visual results and visual estimates of mineralisation. FL1 advises there is uncertainty in reporting visual results. Visual estimates of mineral findings should not be considered a substitute for laboratory analysis where concentrations or grades are provided with scientific accuracy. Visual estimates also potentially provide no information regarding impurities or other factors relevant to mineral result valuations. The presence of pegmatite rock does not necessarily indicate the presence of Lithium mineralisation. Laboratory chemical assays are required to determine the grade of mineralisation.

Forward-Looking Statements

This announcement contains forward-looking statements which are identified by words such as 'may', 'could', 'believes', 'estimates', 'targets', 'expects', or 'intends' and other similar words that involve risks and uncertainties.

These statements are based on an assessment of present economic and operating conditions, and on a number of assumptions regarding future events and actions that, as at the date of this announcement, are expected to take place.

Such forward-looking statements are not guarantees of future performance and involve known and unknown risks, uncertainties, assumptions and other important factors, many of which are beyond the control of the Company, the Directors and the Company's management.

The Company cannot and does not give any assurance that the results, performance or achievements expressed or implied by the forward-looking statements contained in this announcement will actually occur, and investors are cautioned not to place undue reliance on these forward-looking statements.

The Company has no intention to update or revise forward-looking statements, or to publish prospective financial information in the future, regardless of whether new information, future events or any other factors affect the information contained in this announcement, except where required by law.

These forward-looking statements are subject to various risk factors that could cause the Company's actual results to differ materially from the results expressed or anticipated in these statements.

Appendix 5B

Mining exploration entity or oil and gas exploration entity quarterly cash flow report

Name of entity

FIRST LITHIUM LIMITED

ABN

67 009 081 770

Quarter ended ("current quarter")

30 September 2024

Consolidated statement of cash flows		Current quarter \$A'000	Year to date (3 months) \$A'000
1.	Cash flows from operating activities		
1.1	Receipts from customers	-	-
1.2	Payments for		
	(a) exploration & evaluation (if expensed)	-	-
	(b) development	-	-
	(c) production	-	-
	(d) board remuneration	(117)	(117)
	(e) administration and corporate costs	(448)	(448)
1.3	Dividends received (see note 3)	-	-
1.4	Interest received	-	-
1.5	Interest and other costs of finance paid	-	-
1.6	Income taxes paid	-	-
1.7	Government grants and tax incentives	-	-
1.8	Other (provide details if material)	-	-
1.9	Net cash from / (used in) operating activities	(565)	(565)
2.	Cash flows from investing activities		
2.1	Payments to acquire:		
	(a) entities	-	-
	(b) tenements	-	-
	(c) property, plant and equipment	-	-
	(d) exploration & evaluation (if capitalised)	(449)	(449)
	(e) investments	-	-
	(f) other non-current assets	-	-

Consolidated statement of cash flows		Current quarter \$A'000	Year to date (3 months) \$A'000
2.2	Proceeds from the disposal of:		
	(a) entities	-	-
	(b) tenements	-	-
	(c) property, plant and equipment	-	-
	(d) investments	-	-
	(e) other non-current assets	-	-
2.3	Cash flows from loans to other entities	-	-
2.4	Dividends received (see note 3)	-	-
2.5	Other (provide details if material)	-	-
2.6	Net cash from / (used in) investing activities	(449)	(449)

3.	Cash flows from financing activities		
3.1	Proceeds from issues of equity securities (excluding convertible debt securities)	-	-
3.2	Proceeds from issue of convertible debt securities	-	-
3.3	Proceeds from exercise of options	-	-
3.4	Transaction costs related to issues of equity securities or convertible debt securities	(143)	(143)
3.5	Proceeds from borrowings	-	-
3.6	Repayment of borrowings	-	-
3.7	Transaction costs related to loans and borrowings	-	-
3.8	Dividends paid	-	-
3.9	Other (provide details if material)	-	-
3.10	Net cash from / (used in) financing activities	(143)	(143)

4.	Net increase / (decrease) in cash and cash equivalents for the period		
4.1	Cash and cash equivalents at beginning of period	2,216	2,216
4.2	Net cash from / (used in) operating activities (item 1.9 above)	(565)	(565)
4.3	Net cash from / (used in) investing activities (item 2.6 above)	(449)	(449)
4.4	Net cash from / (used in) financing activities (item 3.10 above)	(143)	(143)

Mining exploration entity or oil and gas exploration entity quarterly cash flow report

Consolidated statement of cash flows		Current quarter \$A'000	Year to date (3 months) \$A'000
4.5	Effect of movement in exchange rates on cash held	(2)	(2)
4.6	Cash and cash equivalents at end of period	1,057	1,057

5.	Reconciliation of cash and cash equivalents at the end of the quarter (as shown in the consolidated statement of cash flows) to the related items in the accounts	Current quarter \$A'000	Previous quarter \$A'000
5.1	Bank balances	1,042	2,201
5.2	Call deposits	15	15
5.3	Bank overdrafts		-
5.4	Other (held by share registry)		-
5.5	Cash and cash equivalents at end of quarter (should equal item 4.6 above)	1,057	2,216

6.	Payments to related parties of the entity and their associates	Current quarter \$A'000
6.1	Aggregate amount of payments to related parties and their associates included in item 1	139
6.2	Aggregate amount of payments to related parties and their associates included in item 2	-
Note: if any amounts are shown in items 6.1 or 6.2, your quarterly activity report must include a description of, and an explanation for, such payments		

Mining exploration entity or oil and gas exploration entity quarterly cash flow report

7. Financing facilities		Total facility amount at quarter end \$A'000	Amount drawn at quarter end \$A'000
<i>Note: the term "facility" includes all forms of financing arrangements available to the entity.</i>			
<i>Add notes as necessary for an understanding of the sources of finance available to the entity.</i>			
7.1	Loan facilities	-	-
7.2	Credit standby arrangements	-	-
7.3	Other (please specify)	-	-
7.4	Total financing facilities	-	-
7.5	Unused financing facilities available at quarter end		-
7.6	Include in the box below a description of each facility above, including the lender, interest rate, maturity date and whether it is secured or unsecured. If any additional financing facilities have been entered into or are proposed to be entered into after quarter end, include a note providing details of those facilities as well.		

8.	Estimated cash available for future operating activities	\$A'000
8.1	Net cash from / (used in) operating activities (Item 1.9)	(565)
8.2	Capitalised exploration & evaluation (Item 2.1(d))	(449)
8.3	Total relevant outgoings (Item 8.1 + Item 8.2)	(1,014)
8.4	Cash and cash equivalents at quarter end (Item 4.6)	1,057
8.5	Unused finance facilities available at quarter end (Item 7.5)	-
8.6	Total available funding (Item 8.4 + Item 8.5)	1,057
8.7	Estimated quarters of funding available (Item 8.6 divided by Item 8.3)	1.0

Note: if the entity has reported positive relevant outgoings (ie a net cash inflow) in item 8.3, answer item 8.7 as "N/A". Otherwise, a figure for the estimated quarters of funding available must be included in item 8.7.

8.8 If Item 8.7 is less than 2 quarters, please provide answers to the following questions:

1. Does the entity expect that it will continue to have the current level of net operating cash flows for the time being and, if not, why not?

Answer: Following the payment of final Phase 1 drilling invoices, the focus for the next quarter is on delivering the maiden JORC resource at Blakala. As such, the net outflows will be greatly reduced until such time as drilling recommences later this year.

2. Has the entity taken any steps, or does it propose to take any steps, to raise further cash to fund its operations and, if so, what are those steps and how likely does it believe that they will be successful?

Answer: Given the greatly reduced outflows that have already begun to be realised in the September quarter, the Company has not taken any steps to raise further cash to fund its operations to date.

3. Does the entity expect to be able to continue its operations and to meet its business objectives and, if so, on what basis?

Answer: Yes, in accordance with its responses to 8.8.1 & 8.8.2.

Compliance statement

- 1 This statement has been prepared in accordance with accounting standards and policies which comply with Listing Rule 19.11A.
- 2 This statement gives a true and fair view of the matters disclosed.

Date: 31 October 2024

Authorised by: By the Board of First Lithium Limited
(Name of body or officer authorising release – see note 4)

Notes

1. This quarterly cash flow report and the accompanying activity report provide a basis for informing the market about the entity's activities for the past quarter, how they have been financed and the effect this has had on its cash position. An entity that wishes to disclose additional information over and above the minimum required under the Listing Rules is encouraged to do so.
2. If this quarterly cash flow report has been prepared in accordance with Australian Accounting Standards, the definitions in, and provisions of, *AASB 6: Exploration for and Evaluation of Mineral Resources* and *AASB 107: Statement of Cash Flows* apply to this report. If this quarterly cash flow report has been prepared in accordance with other accounting standards agreed by ASX pursuant to Listing Rule 19.11A, the corresponding equivalent standards apply to this report.
3. Dividends received may be classified either as cash flows from operating activities or cash flows from investing activities, depending on the accounting policy of the entity.
4. If this report has been authorised for release to the market by your board of directors, you can insert here: "By the board". If it has been authorised for release to the market by a committee of your board of directors, you can insert here: "By the [name of board committee – eg Audit and Risk Committee]". If it has been authorised for release to the market by a disclosure committee, you can insert here: "By the Disclosure Committee".
5. If this report has been authorised for release to the market by your board of directors and you wish to hold yourself out as complying with recommendation 4.2 of the ASX Corporate Governance Council's *Corporate Governance Principles and Recommendations*, the board should have received a declaration from its CEO and CFO that, in their opinion, the financial records of the entity have been properly maintained, that this report complies with the appropriate accounting standards and gives a true and fair view of the cash flows of the entity, and that their opinion has been formed on the basis of a sound system of risk management and internal control which is operating effectively.