



31 October 2024

QUARTERLY REPORT TO 30 SEPTEMBER 2024

Moho Resources Limited (ASX:MOH) ("Moho") ("the Company") reports on its activities for the quarter ended 30 September 2024.

SUMMARY OF OPERATIONS

- Full-scale tenement soils sample survey over the Weld Range North Project was completed; assays are expected in the December 2024 quarter.
- Black Swan South Project to be evaluated for gold potential with a planned magnetic survey and a horizontal-to-vertical spectral ratio (HVSr) passive seismic survey.
- The Company continues to undertake strategic review processes designed to optimize the Company's portfolio and enhance returns for shareholders.
- Bryce Gould appointed as Non-Executive Director.

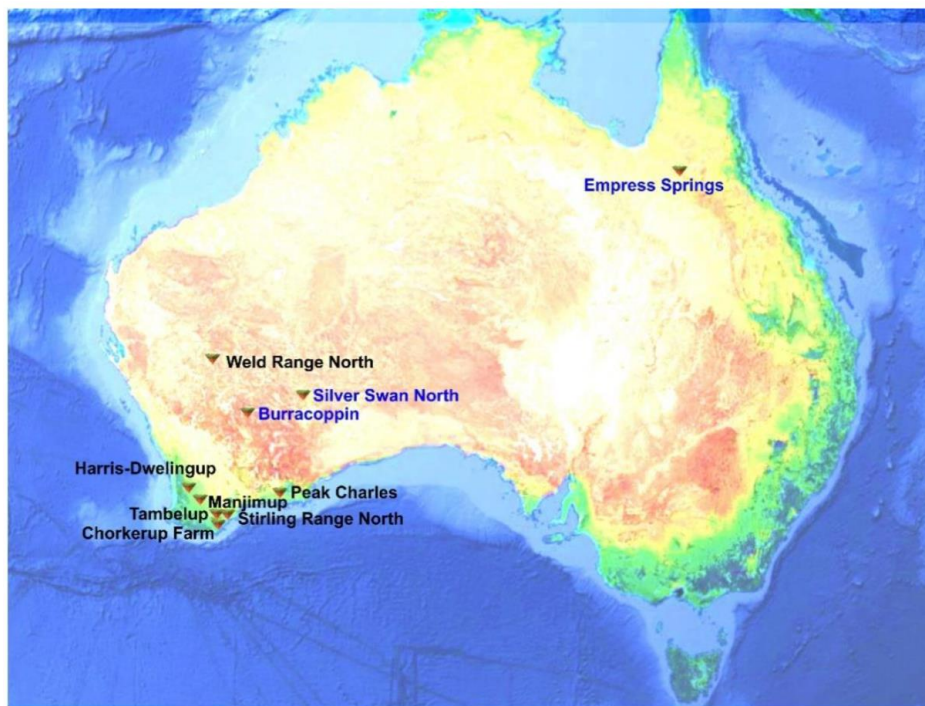


Figure 1: Moho Resources Projects located in Australia

Aligned with its strategic goals, Moho conducted a thorough review of its current projects and continued to assess potential new acquisition opportunities during the quarter. This strategic review aims to strengthen the Company's balance sheet and optimize its portfolio by identifying new projects that have the potential to increase shareholder returns.

Weld Range North Project (E20/1012)

The Weld Range North Project, located in the Youanmi Terrain, is a syncline of generally low-grade metamorphosed deformed mafic/ultramafic assemblages with intervening felsic volcanics, such as tuffs and schists. The project includes two distinct types of Archean terrain namely, the predominant Yilgarn cratonic granitoids and the northern edge of the Weld Range Greenstone Belt.



Large-scale mafic/ultramafic processes in the Meso to Neoproterozoic era of the Yilgarn Craton in Western Australia have long been recognized and form part of several Large Igneous Provinces (LIP) spanning 100 million years. The Youanmi Terrane, located in the western Yilgarn Craton, is distinctive because its greenstone belts contain a high proportion of intrusive mafic and ultramafic rocks. It is believed that the overlapping magnetic and gravity anomalies at Moho's Weld Range North Project are the geophysical indicators of one of these intrusions.

During the quarter, the Company announced the completion of a soil sample survey over the Weld Range North project. Assays are pending and expected to be received in December quarter.

This follows an initial orientation soil sample survey conducted in 2023, which identified elevated Ni levels in areas with a magnetic anomaly and a gravity bullseye anomaly. The follow-up survey, which involved 298 soil samples, aimed to further delineate the extent of mafic-ultramafic geochemistry signature over the magnetic and gravity anomalies and the remainder of the tenement. This survey also helped outline the different soil types across the tenement.



Figure 2: Soil Sample Survey over Google Image showing sample soil types

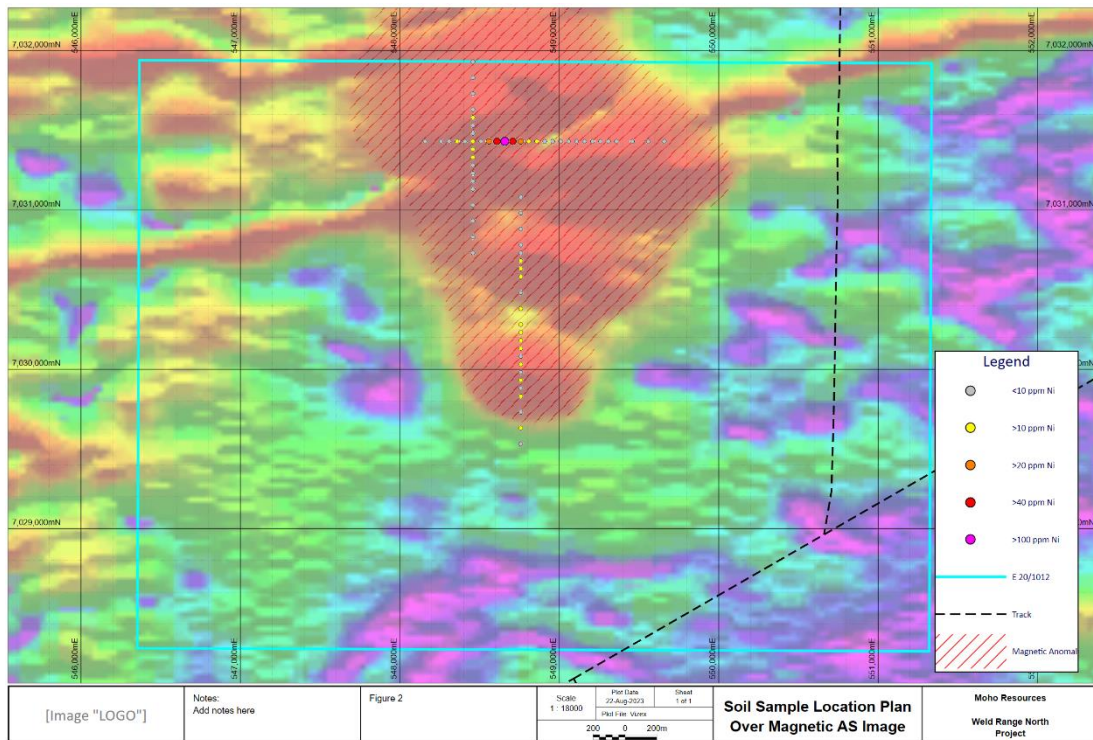


Figure 3: Orientation Soil Sample Survey over Magnetic Anomaly

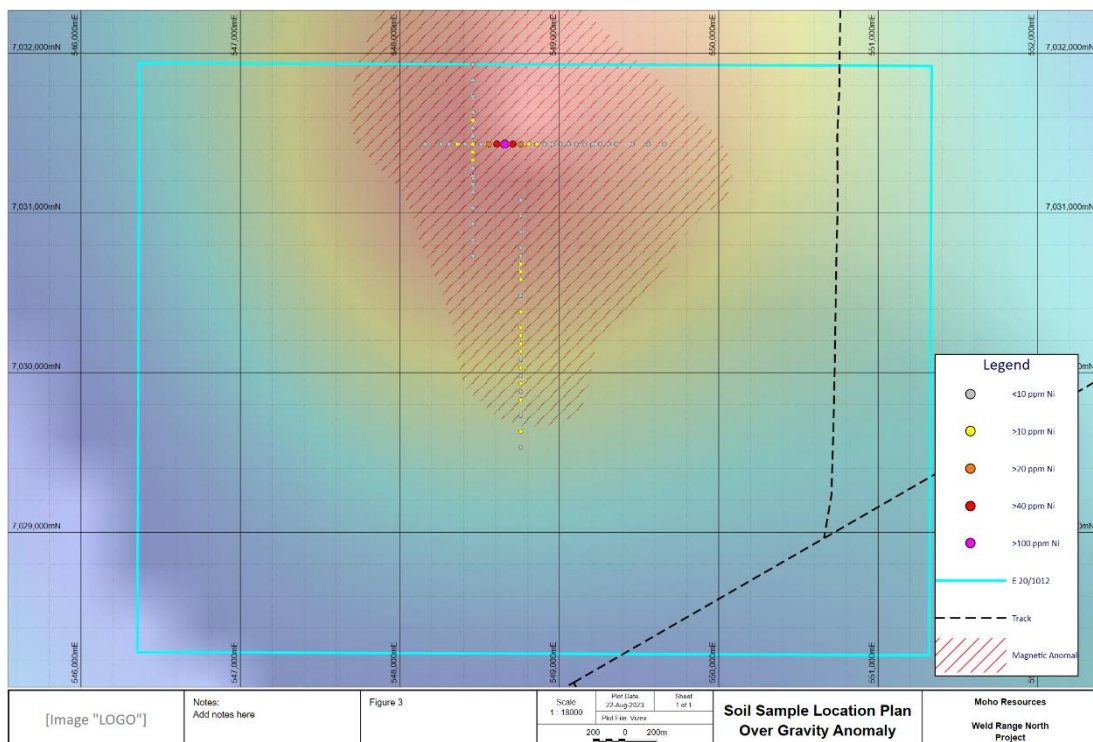


Figure 4: Orientation Soil Sample Survey over Gravity Bullseye Anomaly

A detailed drone magnet survey and possibly a gravity survey are being planned for further exploration. Following heritage clearance, a preliminary aircore drilling program is being developed along with a Program of Works (PoW) application, this would aim to define the bedrock lithologies and potential locations for nickel-copper sulphide and gold mineralisation.



Black Swan South Project (E27/623)

Moho is in the process of conducting a magnetic survey and a horizontal-to-vertical spectral ratio (HVSr) passive seismic survey to evaluate the tenement's potential for gold mineralization. Historically, the focus has been on nickel, resulting in no gold exploration within the Black Swan Project for the past 30 years. Recently, Poseidon (ASX: POS) has identified several gold anomalies in the southwestern corner of their Black Swan Project, which borders the northwestern corner of E27/623. This is detailed in Poseidon's ASX announcement dated September 24, 2024, titled "Gold Potential Builds at Black Swan."

CORPORATE

ADDITIONAL ASX INFORMATION

Summary of Exploration Expenditure (ASX Listing Rule 5.3.1)

In accordance with Listing Rule 5.3.1, the Company advises the cash outflows on its mining exploration activities reported in 1.2(1) of its Appendix 5B for the September 2024 quarter and detailed above were, \$398,238.

Mining Production and Development (ASX Listing Rule 5.3.2)

There were no substantive mining production and development activities during the quarter.

Payment to Related Parties (ASX Listing Rule 5.3.5)

The Company advises the payments in section 6.1 of the Appendix 5B for the quarter are related to director fees.

The mining tenement interests acquired or relinquished during the quarter and their location

As part of its evaluation and efforts to optimize its portfolio, the Company relinquished its interest in the following tenements to focus on opportunities that better align with its strategic objectives and enhance shareholder value.

Tenement ID	Project	State
E27/0641	MT VETTERS	WA
E63/2162	FITZGERALD	WA
E70/5154	BURRACOPPIN	WA
E70/5299	BURRACOPPIN	WA
E70/5300	BURRACOPPIN	WA
E70/6303	AVON	WA
E77/2671	BURRACOPPIN	WA
P27/2456	GORDON	WA
E27/0613	MT VETTERS	WA
E27/0626	MT VETTERS	WA
E27/0687	HAMPTON	WA
E70/5945	PLANTAGENET	WA
E70/6008	PLANTAGENET	WA
E27/0633	HAMPTON HILL	WA



E63/2344	FITZGERALD	WA
E70/5762	MANJIMUP	WA
E74/0695	LEAKE	WA
E74/0766	LEAKE	WA
E70/4688	BURRACOPPIN	WA

Applications for the following tenements have been withdrawn as well.

Tenement ID	Project	State
E70/5943	MURRAY	WA
E70/5944	WELLINGTON	WA
E70/5948	MURRAY	WA
E70/6292	WELLINGTON	WA
E74/0694	FITZGERALD	WA

ENDS

The Board of Directors of Moho Resources Limited authorised this announcement to be given to ASX.

For further information please contact:

Peter Christie, Chairman

T: (08) 6269 3300

E: admin@mohoresources.com.au



COMPETENT PERSONS STATEMENTS

The information in this report that relates to Exploration Results and Exploration Targets is based on information compiled by Mr. Wouter Denig. Mr. Denig is a Member of Australian Institute of Geoscientists (MAIG) and Moho Resource's Chief Geologist and has sufficient experience that is relevant to the style of mineralisation and type of deposit under consideration and to the activity which he is undertaking to qualify as Competent Person as defined in the 2012 Edition of the Australasian Code for Reporting of Exploration Results, Mineral Resources and Ore Reserves. Mr. Denig consents to the inclusion in the report of the matters based on his information in the form and context in which it appears.

FORWARD-LOOKING STATEMENTS

This document may include forward-looking statements. Forward-looking statements include, but are not limited to, statements concerning Moho Resources Limited's planned exploration program and other statements that are not historical facts. When used in this document, words such as "could," "plan," "expect," "intend," "may", "potential," "should," and similar expressions are forward-looking statements. Although Moho believes that its expectations reflected in these forward- looking statements are reasonable, such statements involve risks and uncertainties and no assurance can be given that further exploration activities will result in the actual values, results or events expressed or implied in this document.

ABOUT MOHO RESOURCES LTD

Moho Resources Ltd is an Australian exploration company exploring for gold and other minerals across Australia.

Moho's Board is chaired by Mr Peter Christie, a qualified accountant and tax agent and highly successful businessman. He has served on the boards of several public companies in the resource sector since 2006 and is the current club President of WAFL club, the South Fremantle Bulldogs.

Moho has a strong and experienced Board with Mr Michael Pereira and Mr Bryce Gould, corporate advisors, both as Non-Executives.

Moho's Chief Geologist Wouter Denig is supported by leading industry consultant geophysicist, Kim Frankcombe (ExploreGeo Pty Ltd) and experienced consultant geochemist, Richard Carver (GCXplore Pty Ltd).



TENEMENT SCHEDULE: Moho_tenement holdings at 30 September 2024.

PROJECT	TENEMENT	AREA (km ²)	TENURE TYPE	STATUS	GRANT DATE	EXPIRY DATE	INTEREST CHANGE	CURRENT INTEREST
SILVER SWAN NORTH (WA) BURRACOPPIN (WA)	E27/0528	20.45	EXPLORATION	GRANTED	11/10/2020	11/09/2025	-	100%
	M27/0263	7.93	MINING	GRANTED	7/08/1997	7/07/2039	-	100%
	P27/2232	1.25	PROSPECTING	GRANTED	3/08/2020	3/07/2025	-	100%
	P27/2390	0.92	PROSPECTING	GRANTED	4/02/2023	3/02/2028	-	100%
	P27/2441	2	PROSPECTING	GRANTED	22/04/2022	21/04/2026	-	100%
	E27/641	19	EXPLORATION	GRANTED	5/07/2022	4/07/2027	-	100%
	E27/633	6	EXPLORATION	GRANTED	29/03/2022	28/03/2027	-	100%
	E27/687	2	EXPLORATION	GRANTED	29/05/2023	28/05/2023	-	100%
	M27/488	0.55	MINING	OPTION	14/07/2015	13/07/2036	-	0%
	E27/0623	14	EXPLORATION	GRANTED	14/12/2021	13/12/2026	-	100%
	E70/5301	2.5	EXPLORATION	GRANTED	25/03/2020	24/03/2025	-	100%
	E70/5302	2.5	EXPLORATION	GRANTED	25/03/2020	24/03/2025	-	100%
	E70/6307	280	EXPLORATION	GRANTED	13/12/2022	12/12/2027	-	100%
	E70/6308	4	EXPLORATION	GRANTED	9/12/2022	8/12/2027	-	100%
	E70/6309	2	EXPLORATION	GRANTED	13/12/2022	12/12/2027	-	100%
	E74/695	299	EXPLORATION	GRANTED	20/01/2022	19/01/2027	-	100%
	E63/2163	75	EXPLORATION	GRANTED	21/12/2021	20/12/2026	-	100%
	E74/766	20	EXPLORATION	GRANTED	13/07/2023	12/07/2028	-	100%
WELD RANGE NORTH (WA)	E20/1012	13	EXPLORATION	GRANTED	22/07/2022	22/07/2027	-	100%
EMPRESS SPRINGS (QLD)	EPM25208	281	EXPLORATION	GRANTED	8/4/2014	7/04/2024	-	70%
EMPRESS SPRINGS (QLD)	EPM25209	291	EXPLORATION	GRANTED	8/04/2014	7/04/2024	-	70%
	EPM25210	200	EXPLORATION	GRANTED	8/04/2014	7/04/2024	-	70%
	EPM27193	48.9	EXPLORATION	GRANTED	3/12/2019	2/12/2024	-	100%
	EPM27199	325.1	EXPLORATION	GRANTED	3/12/2019	2/12/2024	-	100%
	EPM27200	6.5	EXPLORATION	GRANTED	3/12/2019	2/12/2024	-	100%
	EPM27194	276	EXPLORATION	GRANTED	21/01/2020	20/01/2025	-	100%
	EPM27195	236	EXPLORATION	GRANTED	21/01/2020	20/01/2025	-	100%
	EPM27196	275	EXPLORATION	GRANTED	21/01/2020	20/01/2025	-	100%
	EPM27197	272	EXPLORATION	GRANTED	21/01/2020	20/01/2025	-	100%
	EPM27198	172	EXPLORATION	GRANTED	21/01/2020	20/01/2025	-	100%

Appendix 5B

Mining exploration entity or oil and gas exploration entity quarterly cash flow report

Name of entity

MOHO RESOURCES LIMITED

ABN

81 156 217 971

Quarter ended ("current quarter")

30 September 2024

Consolidated statement of cash flows		Current quarter \$A'000	Year to date (3 months) \$A'000
1.	Cash flows from operating activities		
1.1	Receipts from customers	-	-
1.2	Payments for		
	(a) exploration & evaluation (if expensed)	(6)	(6)
	(b) development	-	-
	(c) production	-	-
	(d) staff costs	(154)	(154)
	(e) administration and corporate costs	(202)	(202)
1.3	Dividends received (see note 3)	-	-
1.4	Interest received	7	7
1.5	Interest and other costs of finance paid	-	-
1.6	Income taxes paid	-	-
1.7	Government grants and tax incentives		
1.8	Other (provide details if material)		
	(a) Interest on lease payments		
	(b) Other (GST & Other Refunds)	-	-
1.9	Net cash from / (used in) operating activities	(355)	(355)
2.	Cash flows from investing activities		
2.1	Payments to acquire or for:		
	(a) entities	-	-
	(b) tenements	-	-
	(c) property, plant and equipment	-	-
	(d) exploration & evaluation (if capitalised)	(392)	(392)
	(e) investments	-	-
	(f) other non-current assets	-	-

Consolidated statement of cash flows		Current quarter \$A'000	Year to date (3 months) \$A'000
2.2	Proceeds from the disposal of:		
	(a) entities	-	-
	(b) tenements	-	-
	(c) property, plant and equipment	-	-
	(d) investments	-	-
	(e) other non-current assets	-	-
2.3	Cash flows from loans to other entities	-	-
2.4	Dividends received (see note 3)	-	-
2.5	Other (provide details if material)	-	-
2.6	Net cash from / (used in) investing activities	(392)	(392)

3.	Cash flows from financing activities		
3.1	Proceeds from issues of equity securities (excluding convertible debt securities)	-	-
3.2	Proceeds from issue of convertible debt securities	-	-
3.3	Proceeds from exercise of options	-	-
3.4	Transaction costs related to issues of equity securities or convertible debt securities	(42)	(42)
3.5	Proceeds from borrowings	-	-
3.6	Repayment of borrowings	-	-
3.7	Transaction costs related to loans and borrowings	-	-
3.8	Dividends paid	-	-
3.9	Other – lease payment	-	-
3.10	Net cash from / (used in) financing activities	(42)	(42)

4.	Net increase / (decrease) in cash and cash equivalents for the period		
4.1	Cash and cash equivalents at beginning of period	1,001	1,001
4.2	Net cash from / (used in) operating activities (item 1.9 above)	(355)	(355)
4.3	Net cash from / (used in) investing activities (item 2.6 above)	(392)	(392)
4.4	Net cash from / (used in) financing activities (item 3.10 above)	(42)	(42)

Mining exploration entity or oil and gas exploration entity quarterly cash flow report

Consolidated statement of cash flows		Current quarter \$A'000	Year to date (3 months) \$A'000
4.5	Effect of movement in exchange rates on cash held	-	-
4.6	Cash and cash equivalents at end of period	212	212

5.	Reconciliation of cash and cash equivalents at the end of the quarter (as shown in the consolidated statement of cash flows) to the related items in the accounts	Current quarter \$A'000	Previous quarter \$A'000
5.1	Bank balances	212	1,001
5.2	Call deposits	-	-
5.3	Bank overdrafts	-	-
5.4	Other (provide details)	-	-
5.5	Cash and cash equivalents at end of quarter (should equal item 4.6 above)	212	1,001

6.	Payments to related parties of the entity and their associates	Current quarter \$A'000
6.1	Aggregate amount of payments to related parties and their associates included in item 1	130
6.2	Aggregate amount of payments to related parties and their associates included in item 2	-

Note: if any amounts are shown in items 6.1 or 6.2, your quarterly activity report must include a description of, and an explanation for, such payments.

Mining exploration entity or oil and gas exploration entity quarterly cash flow report

7.	Financing facilities <i>Note: the term "facility" includes all forms of financing arrangements available to the entity. Add notes as necessary for an understanding of the sources of finance available to the entity.</i>	Total facility amount at quarter end \$A'000	Amount drawn at quarter end \$A'000
7.1	Loan facilities	-	-
7.2	Credit standby arrangements	-	-
7.3	Other (please specify)	-	-
7.4	Total financing facilities	-	-
7.5	Unused financing facilities available at quarter end		-
7.6	Include in the box below a description of each facility above, including the lender, interest rate, maturity date and whether it is secured or unsecured. If any additional financing facilities have been entered into or are proposed to be entered into after quarter end, include a note providing details of those facilities as well.		

8.	Estimated cash available for future operating activities	\$A'000
8.1	Net cash from / (used in) operating activities (item 1.9)	(355)
8.2	(Payments for exploration & evaluation classified as investing activities) (item 2.1(d))	(392)
8.3	Total relevant outgoings (item 8.1 + item 8.2)	(747)
8.4	Cash and cash equivalents at quarter end (item 4.6)	212
8.5	Unused finance facilities available at quarter end (item 7.5)	-
8.6	Total available funding (item 8.4 + item 8.5)	212
8.7	Estimated quarters of funding available (item 8.6 divided by item 8.3)	0.285
<i>Note: if the entity has reported positive relevant outgoings (ie a net cash inflow) in item 8.3, answer item 8.7 as "N/A". Otherwise, a figure for the estimated quarters of funding available must be included in item 8.7.</i>		
8.8	If item 8.7 is less than 2 quarters, please provide answers to the following questions:	
8.8.1	Does the entity expect that it will continue to have the current level of net operating cash flows for the time being and, if not, why not?	
	Answer: Yes	
8.8.2	Has the entity taken any steps, or does it propose to take any steps, to raise further cash to fund its operations and, if so, what are those steps and how likely does it believe that they will be successful?	
	Answer: Yes, the Company has today entered into a trading halt pending a capital raise.	
8.8.3	Does the entity expect to be able to continue its operations and to meet its business objectives and, if so, on what basis?	
	Answer: Yes, the Company has access to capital raisings as a listed company to which funds raised would support the ongoing business of the Company.	
<i>Note: where item 8.7 is less than 2 quarters, all of questions 8.8.1, 8.8.2 and 8.8.3 above must be answered.</i>		

Compliance statement

- 1 This statement has been prepared in accordance with accounting standards and policies which comply with Listing Rule 19.11A.
- 2 This statement gives a true and fair view of the matters disclosed.

Date: 31 October 2024

Authorised by: The Board of Moho Resources Limited

Notes

1. This quarterly cash flow report and the accompanying activity report provide a basis for informing the market about the entity's activities for the past quarter, how they have been financed and the effect this has had on its cash position. An entity that wishes to disclose additional information over and above the minimum required under the Listing Rules is encouraged to do so.
2. If this quarterly cash flow report has been prepared in accordance with Australian Accounting Standards, the definitions in, and provisions of, *AASB 6: Exploration for and Evaluation of Mineral Resources* and *AASB 107: Statement of Cash Flows* apply to this report. If this quarterly cash flow report has been prepared in accordance with other accounting standards agreed by ASX pursuant to Listing Rule 19.11A, the corresponding equivalent standards apply to this report.
3. Dividends received may be classified either as cash flows from operating activities or cash flows from investing activities, depending on the accounting policy of the entity.
4. If this report has been authorised for release to the market by your board of directors, you can insert here: "By the board". If it has been authorised for release to the market by a committee of your board of directors, you can insert here: "By the [name of board committee – eg Audit and Risk Committee]". If it has been authorised for release to the market by a disclosure committee, you can insert here: "By the Disclosure Committee".
5. If this report has been authorised for release to the market by your board of directors and you wish to hold yourself out as complying with recommendation 4.2 of the ASX Corporate Governance Council's *Corporate Governance Principles and Recommendations*, the board should have received a declaration from its CEO and CFO that, in their opinion, the financial records of the entity have been properly maintained, that this report complies with the appropriate accounting standards and gives a true and fair view of the cash flows of the entity, and that their opinion has been formed on the basis of a sound system of risk management and internal control which is operating effectively.