



**emmerson**  
resources

# Noosa Mining Conference Presentation November 2024

Mike Dunbar – Managing Director



# Important Notice & Disclaimer

## Forward-Looking Statements

This document may include *forward-looking statements, opinions and projections, all preliminary in nature, prepared by the Company on the basis of information developed by itself in relation to its projects.* Forward-looking statements include, but are not limited to, statements concerning Emmerson Resources Limited's anticipated future events, including future resources and exploration results, and other statements that are not historical facts. When used in this document, the words such as "could", "estimate", "plan", "expect", "intend", "may", "potential", "should", "believe", "anticipates", "predict", "goals", "targets", "aims", "outlook", "guidance", "forecasts", "may", "will", "would" or "should" or, in each case, their negative or other variations or similar expressions are forward-looking statements. *By their nature, such statements involve risks, assumptions, uncertainties, and other important factors, many of which are beyond the control of the Company, and which may cause actual results, performance, or achievements to differ materially from those expressed or implied by such statements.*

*Forward-looking statements speak only as at the date of this document and the Company does not undertake any obligation to update forward-looking statements even if circumstances or management's estimates or opinions should change. Forward-looking statements are provided as a general guide only and should not be relied on as an indication or guarantee of future performance. No representation is made that any of these statements or projections will come to pass or that any forecast result will be achieved, nor as to their accuracy, completeness or correctness. Similarly, no representation is given that the assumptions upon which forward looking statements may be based are reasonable.* Given these uncertainties, investors should not place undue reliance on forward-looking statements. The Company cautions investors against using this announcement solely as a basis for investment decisions without regard for this disclaimer.

## Regulatory Information

The Company does not suggest that economic mineralisation is contained in the untested areas, the information contained relating to historical drilling records have been compiled, reviewed and verified as best as the Company was able. As outlined in this presentation the Company is planning further drilling programs to understand the geology, structure and potential of the untested areas. The Company cautions investors against using this announcement solely as a basis for investment decisions without regard for this disclaimer.

## Competent Person Statement

The information in this presentation that relates to Exploration Results is based on information compiled by Mr Mike Dunbar. Mike Dunbar is a Member of the Australasian Institute of Mining and Metallurgy and has sufficient experience which is relevant to the style of mineralisation and types of deposits under consideration and to the activity which she is undertaking to qualify as a Competent Person as defined in the 2012 Edition of the Australasian Code for Reporting of Exploration Results, Mineral Resources and Ore Reserves. Mr Mike Dunbar is a full-time employee of the Company and consents to the inclusion in this report of the matters based on her information in the form and context in which it appears.

Information in this report that relates to Exploration Results has been extracted from the following Company ASX announcements:

- ASX: 8 December 2021 – Stunning 117m at 3.38% copper drill hit at the Hermitage Project in Tennant Creek ends in mineralisation
- ASX: 28 March 2022 – Follow up drilling of 116m at 3.4% copper and 0.88g/t gold at Tennant Creek set to commence
- ASX: 17 August 2022 - Further high-grade copper-gold and cobalt-bismuth intersected at Hermitage
- ASX: 17 November 2022 – High Grade Gold and Bismuth at Golden Forty Project in Tennant Creek
- ASX: 12 December 2022 – Bonanza Gold from an emerging new ore zone at Tennant Creek
- ASX: 21 March 2023 – Further High-Grade Precious and Base metal mineralisation at Tennant Creek

The Company confirms that it is not aware of any new information or data that materially affects the information that relates to Exploration Results included in previous market announcements. The Company confirms that the form and context in which the Competent Person's findings area presented have not been materially modified from the original market announcements.

Information in this report that relates to the Mineral Resources or Ore Reserves has been extracted from the following Company ASX announcements:

- ASX: 6 April 2022 - High Grade Gold Resource for Mauretania at Tennant Creek
- ASX: 22 December 2021 – Chariot high grade gold resource increased by 40%
- ASX: 19 March 2024 – Initial Ore Reserve for Chariot, Mauretania and Black Snake JV Deposits
- ASX: 6 May 2024 – Maiden High-Grade Golden Forty Mineral Resource Estimate
- ASX: 12 June 2024 – Maiden High-Grade Eldorado Mineral Resource
- AIM: PAF 5 November 2024 – Pan African acquires TCMG

The Company confirms that it is not aware of any new information or data that materially affects the information included in previous market announcements and, in the case of estimates of Mineral Resources that all material assumptions and technical parameters underpinning the estimates in the relevant market announcements continue to apply and have not materially changed. The Company confirms that the form and context in which the Competent Person's findings area presented have not been materially modified from the original market announcements.

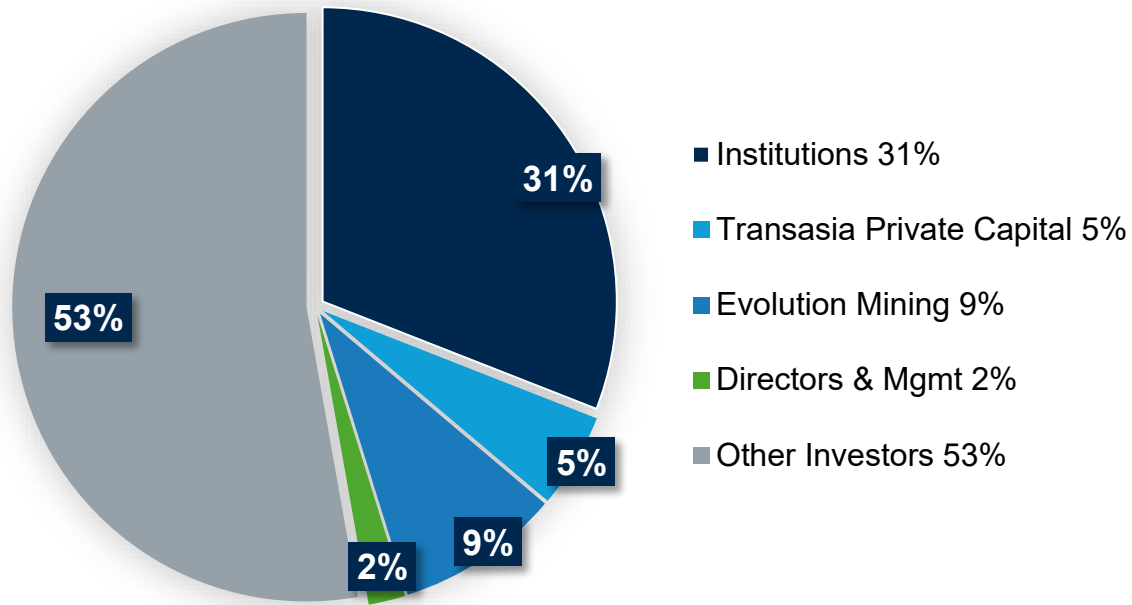
The above announcements are available to view on the Company's website at [www.emmersonresources.com.au](http://www.emmersonresources.com.au)

Authorised for release by the Managing Director and Chief Executive Officer, Mike Dunbar.

# What Makes Emmerson Different?

- Commanding Land Position in one of Australia's Highest-Grade Goldfields with Compelling Copper Opportunities
- JV Partner - Tennant Mining HAS COMMENCED CONSTRUCTION of a CIL Processing Facility
- Joint Venture sees the Company FUNDED to cashflow from uncapped 6% Gross Production Royalty
- Additional Strategic Copper and Gold Alliance with other Tennant Creek explorers / developers

# Capital Structure



ASX Code	ERM
Ordinary Shares	544.7 million
Unlisted Options <sup>1</sup>	41.0 million
Market Capitalisation (\$0.06/share – 11/11/24)	\$33.3 million
Cash (30/09/24)	\$3.3 million
Enterprise Value (18/09/24)	\$30 million

## Directors & Management

**Mr. Andrew McIlwain** – Non-Executive Chairman

**Mr. Michael Dunbar** – Managing Director and CEO

**Dr. Allan Trench** – Non-Executive Director

**Mr Alan Tate** – Non-Executive Director

**Mr Rob Bills** – Non-Executive Director

**Mr. Rod Wheatley** – Company Secretary & CFO

1. Exercise price range from \$0.095 to \$0.20

# Highlights



## High-Grade

### Mineral Resource

- 2.27Mt @ 5.2g/t gold for 376,600oz

### Initial Ore Reserve

- 540,000t @ 4.7g/t Gold for 79,140oz



## The right address

**Tennant Creek, NT** – one of Australia's richest mineral fields

**Macquarie Arc, NSW** – hosts large deposits and attracting exploration investment by majors



## Funded Exploration

Exploration and mining JVs in place for majority of Tennant Creek

Emmerson retains 100% of the area containing Hermitage, Jasper Hills and Edna Beryl



## An emerging gold royalty business

Centralised CIL mill in Tennant Creek Under Construction

Emmerson to receive a free carried 6% gold royalty from each JV mine



## Growth pathway

~\$6M of exploration funding available for projects

Potential to introduce a farm-in partner into the NSW assets



## A Strategic Copper and Gold Alliance

Collaborative approach to investigating a single multi-user copper and gold processing facility in Tennant Creek

# Emmerson is Focused on Two Main Regions

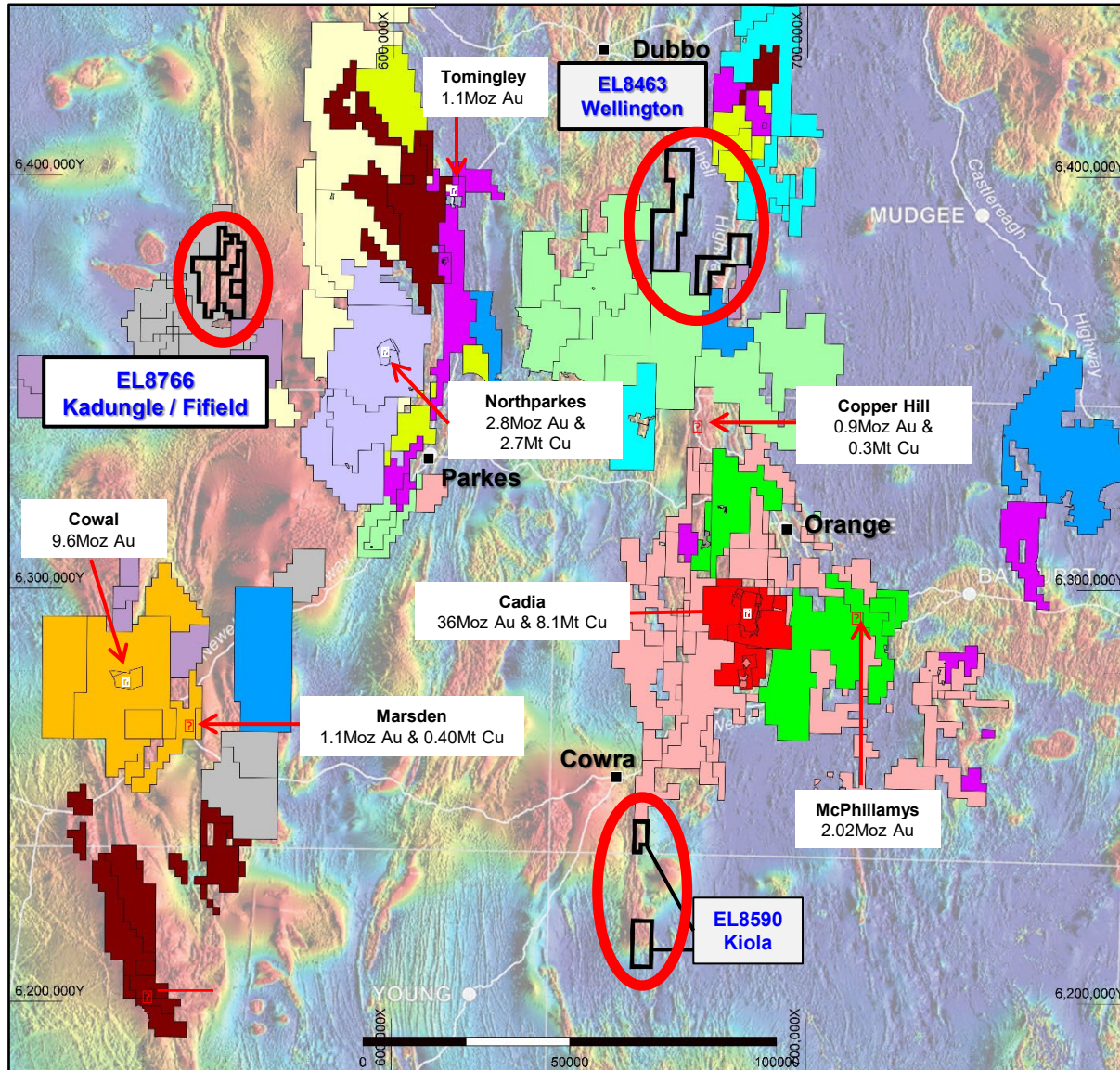


**Tennant Creek**  
(Au + Cu)

**NSW Projects**  
(Au + Cu)



# Emmerson holds ~500km<sup>2</sup> in Macquarie Arc in NSW



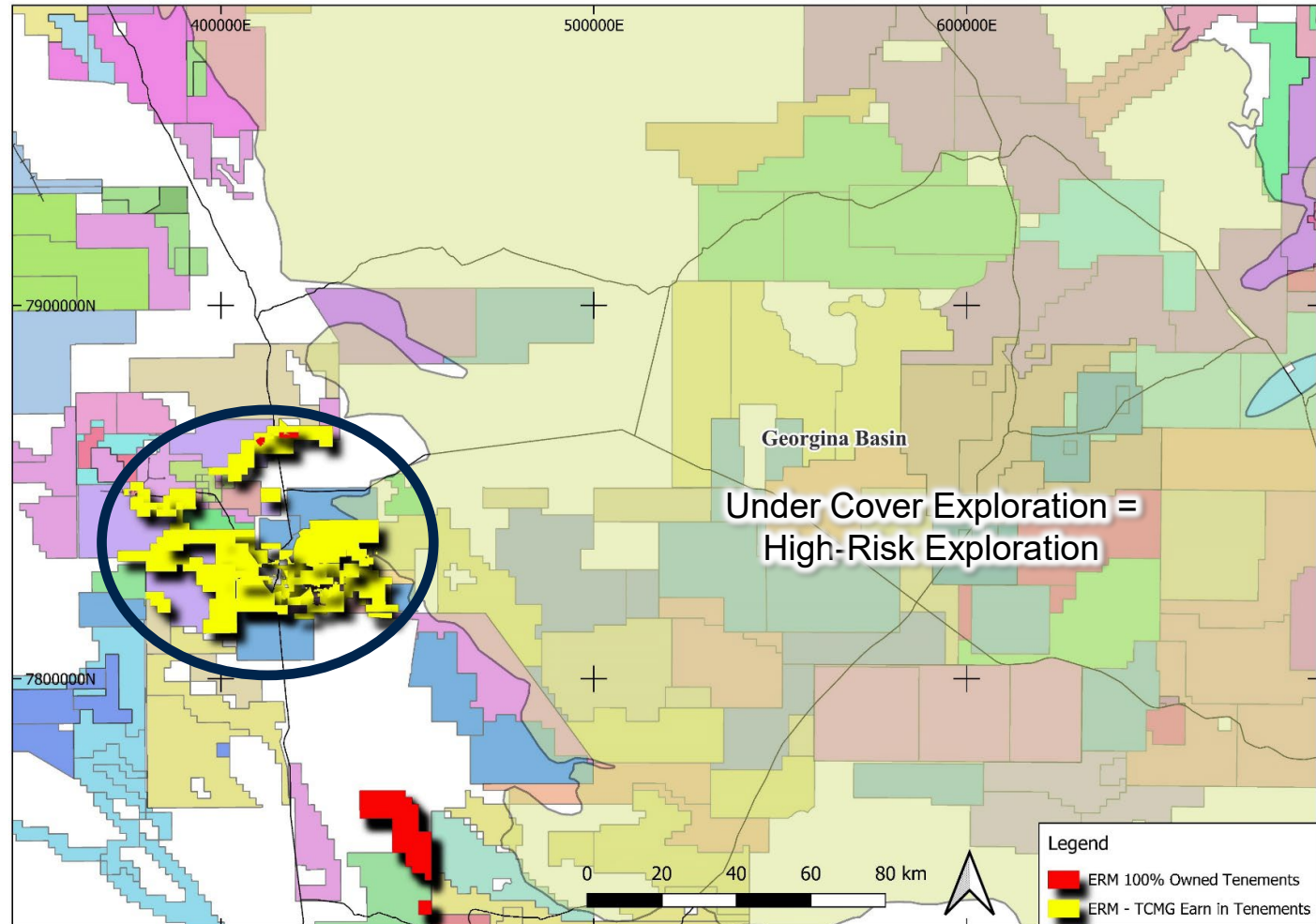
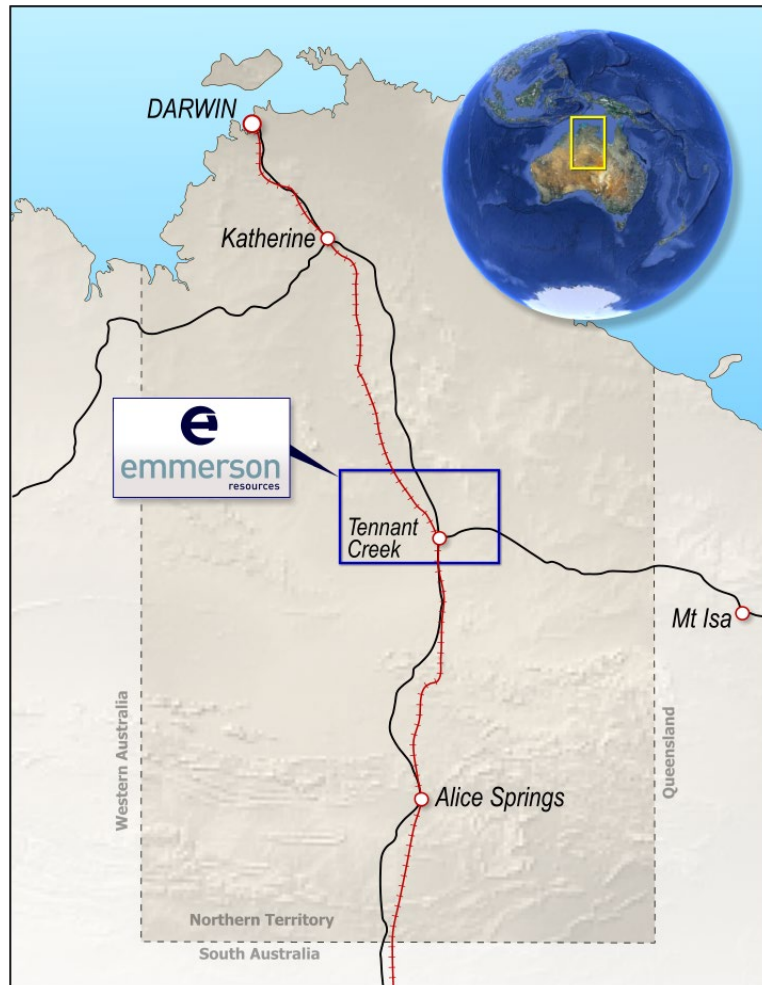
## NSW Projects (Au + Cu)



- |  |   |
|--|---|
|  | <b>EMMERSON RESOURCES LTD</b>                   |
|  | NEWMONT LIMITED                                 |
|  | EVOLUTION MINING (COWAL) PTY LTD                |
|  | NEWMONT EXPLORATION PTY LTD                     |
|  | EVOLUTION MINING (NORTH PARKES) PTY LTD         |
|  | FMG RESOURCES PTY LTD                           |
|  | SANDFIRE RESOURCES LIMITED                      |
|  | ALKANE RESOURCES LTD                            |
|  | GOLD AND COPPER RESOURCES PTY LTD               |
|  | MAGMATIC RESOURCES                              |
|  | REGIS RESOURCES LIMITED                         |
|  | IMPACT MINERALS                                 |
|  | RIMFIRE PACIFIC MINING LIMITED                  |
|  | GODOLPHIN TENEMENTS PTY LTD                     |
|  | CLIMAX AUSTRALIA PTY LIMITED                    |
|  | KINCORA COPPER AUSTRALIA PTY LTD; RAREX LIMITED |

# Tennant Creek in the Northern Territory

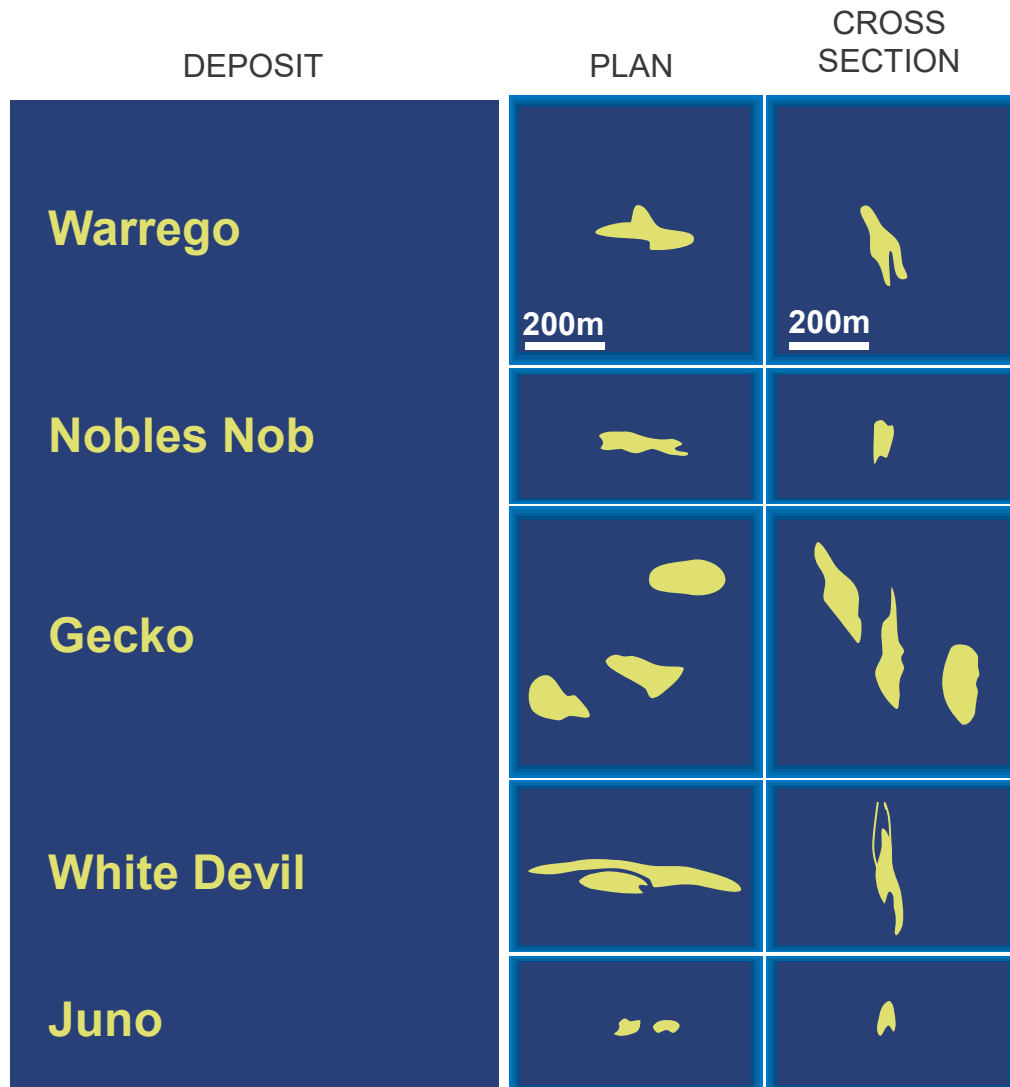
An exploration hotspot Rio, BHP, Newmont, South 32, + many juniors - Emmerson has been in Tennant Creek since 2007 and holds the best ground (~1,800km<sup>2</sup>)



Map of exploration licences and application in the Barkly Tableland, showing the distribution of tenure. Most licenses in the Georgina Basin were applied for since 2019.



# The Challenge and Opportunity of Tennant Creek



## Historical Production

6.9Mt @ **8.7 g/t Au + 2.0% Cu**  
**1.46 Moz Au and 172.5 Kt Cu**

2.14Mt @ **16.1 g/t Au - 1.14 Moz Au**

3.0Mt @ **1.2 g/t Au + 4.0% Cu**  
**257 Koz Au and 320 Kt Cu**

1.7Mt @ **14.6 g/t Au - 761 Koz Au**

0.46Mt @ **57.0 g/t Au - 864 Koz Au**



# Joint Ventures with Tennant Mining\* Funds Emmerson to Production

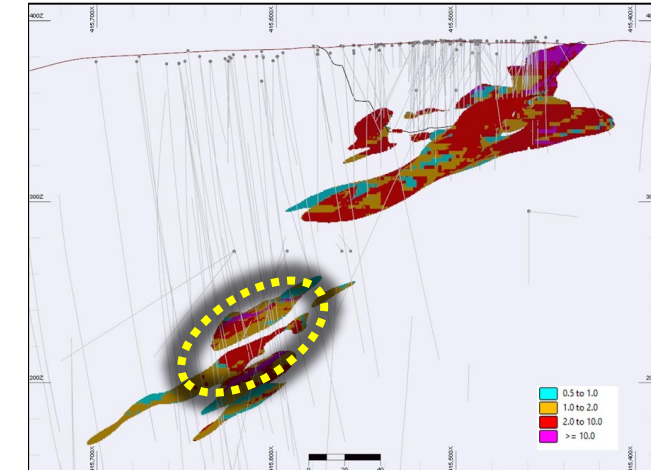
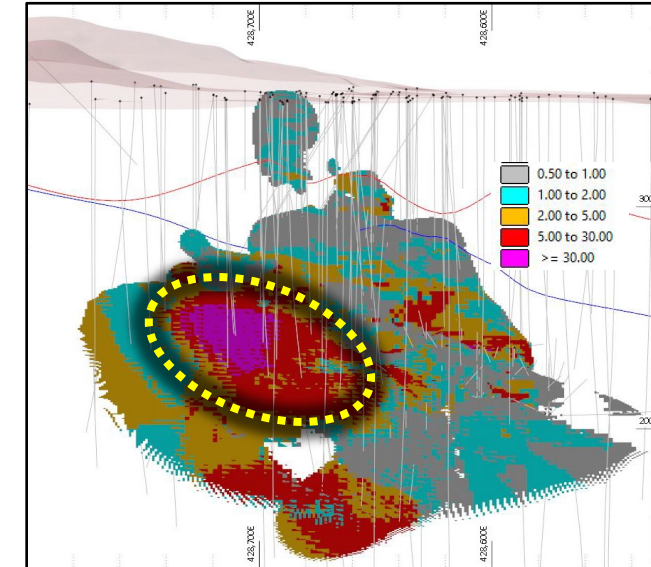
- Low risk development path where Emmerson has no exposure to costs
- JV Partners' Central Processing Facility is UNDER CONSTRUCTION (~55% complete) – Commissioning in Q2 2025 with Commercial Production in Q3 2025
- Emmerson is free carried into production and receives an **uncapped 6% gross production royalty on gold produced from JV Tenure**
- Initial Probable Ore Reserve completed as part of Tennant's development activities of **540,000t @ 4.7g/t for 79,140oz**
- Based **ONLY** on Initial Probable Ore Reserve Emmerson's production royalty is worth **~\$19.0m at current gold price#**
- **~200,000 oz of Mineral Resources** Added since Reserve completed, including ~170,000oz of Indicated Resources capable of conversion to Reserve
- Minimum Production Hurdles which will see ERM **guaranteed at least 6% of 60,000oz, valued at ~\$14.3m at the current gold price\*** (due before May 2026)

\* Tennant Mining currently under takeover from AIM listed Pan African Resources PLC  
# Current Gold Price @ 13 November 2024 of A\$3975/oz



# Initial Ore Reserve & Royalties - Just the Start

- Ore Reserve of 79,140oz is currently worth ~\$19 million in Royalties
- Resource base is rapidly growing +**200,000oz added in the last 6 months**
  - **Golden Forty Deposit** – 935Kt @ 4.5 g/t gold for 133,900oz of Gold
    - Including **77Koz @ 9.3 g/t** from one recently identified zone
  - **Eldorado Deposit** – 445Kt @ 4.9 g/t for 69,800 oz of Gold
    - Including **34.5Koz @ 67.1 g/t** from two zones below the historical workings
- 200,000oz of gold @ 4.6 g/t in Resource added in last 6 months, with **168,800 oz of gold @ 5.3g/t classified as Indicated**
- These High-Grade Resources are yet to be incorporated into the Ore Reserves and initial royalty valuation

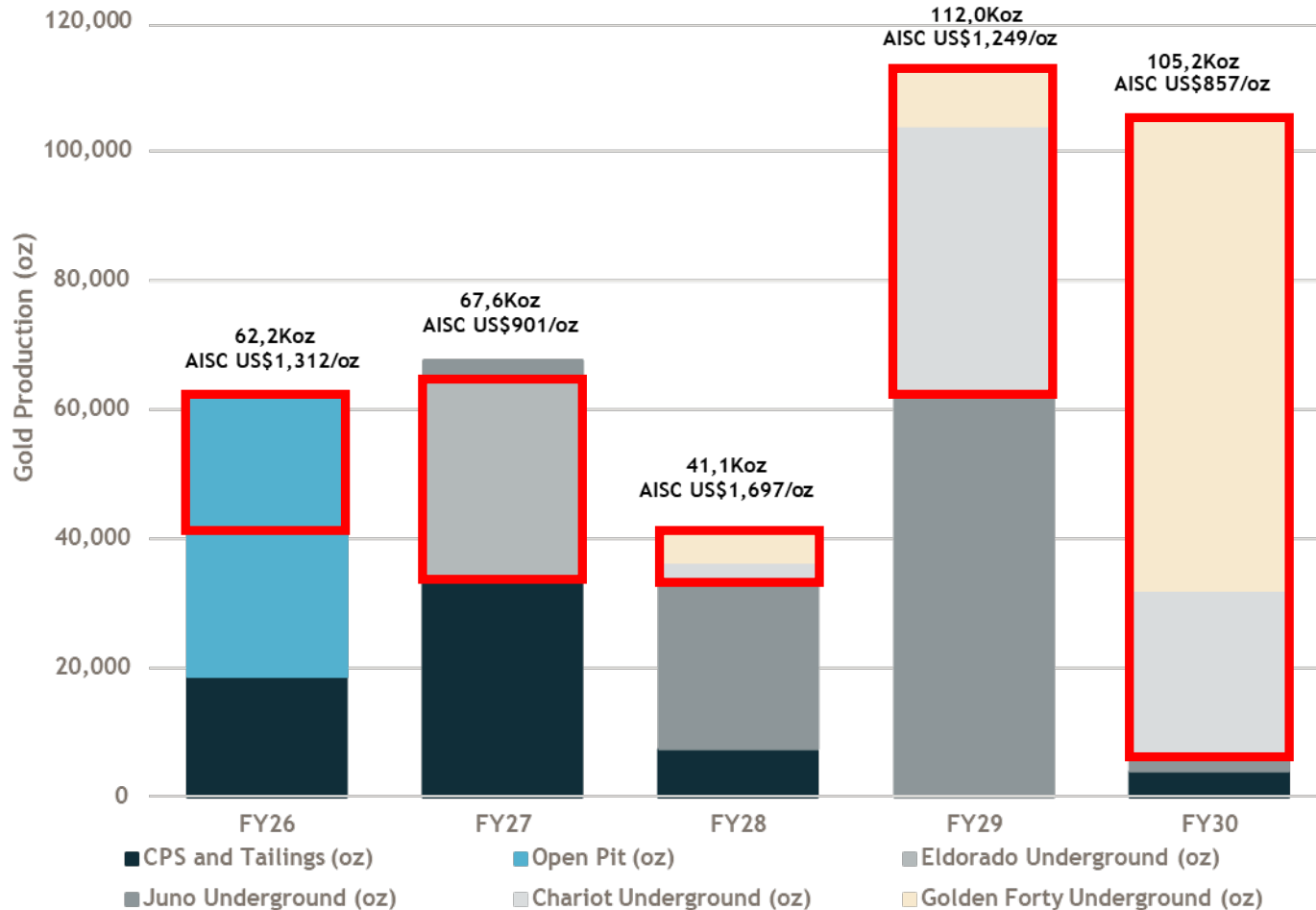


# How is Construction Progressing?



# When will the JV Deposits be Mined and Royalties Received?

Mineral Reserve Production Profile



## Current Mining and Milling Schedule years 1 to 5

Source	Month (Start)	Month (End)
Crown Pillar Stockpile	1	29
Smaller open pit areas (Rising Sun, Nobles, Weabers Find, Black Snake and Eldorado)	4	13
Eldorado Underground	16	25
Juno Underground	17	53
Golden Forty Underground	30	57
Chariot Underground	39	66
Nobles North Tailings	29	39

Source: PAN AIM Release 5 Nov 2024

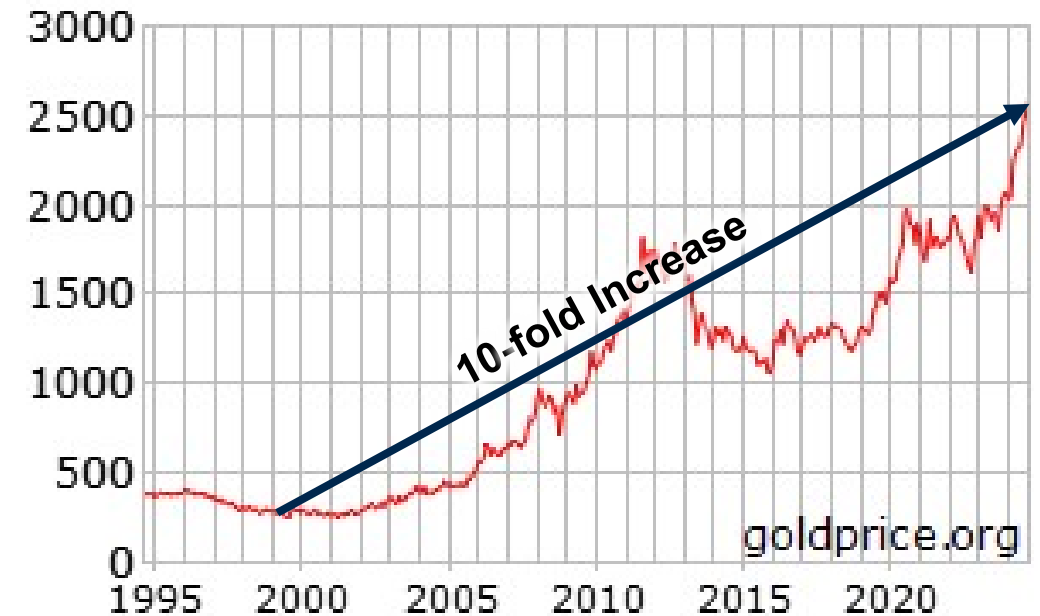
Source: PAN AIM Release 5 Nov 2024

ERM Deposits

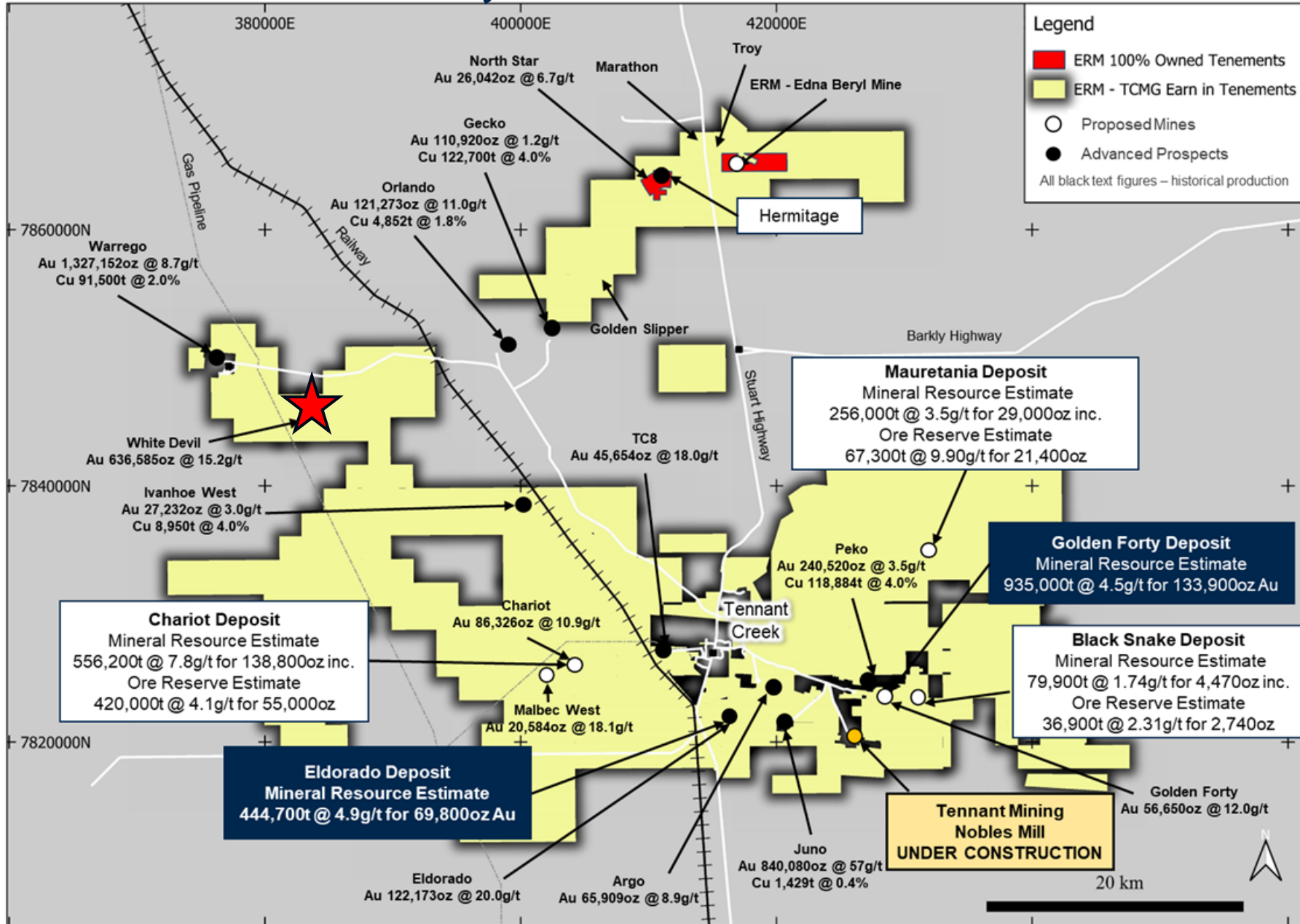
# Exploration and Resource Upside Remains

- Significant exploration potential remains untapped within Tennent Creek Mineral Field (TCMF)
- Deposits in the TCMF generally start small and grow over time AFTER mining commences
  - **White Devil Mine**
    - started with limited Reserves (40,000t) and produced over **760,000oz at ~15g/t gold** before closing in 1999.
    - Mineralization remains open at depth.
    - **US\$ Gold Price has increased 10-fold since closure**
- Numerous historical mines in the field have not been evaluated in the last 20 years

30 Year Gold Price in USD/oz



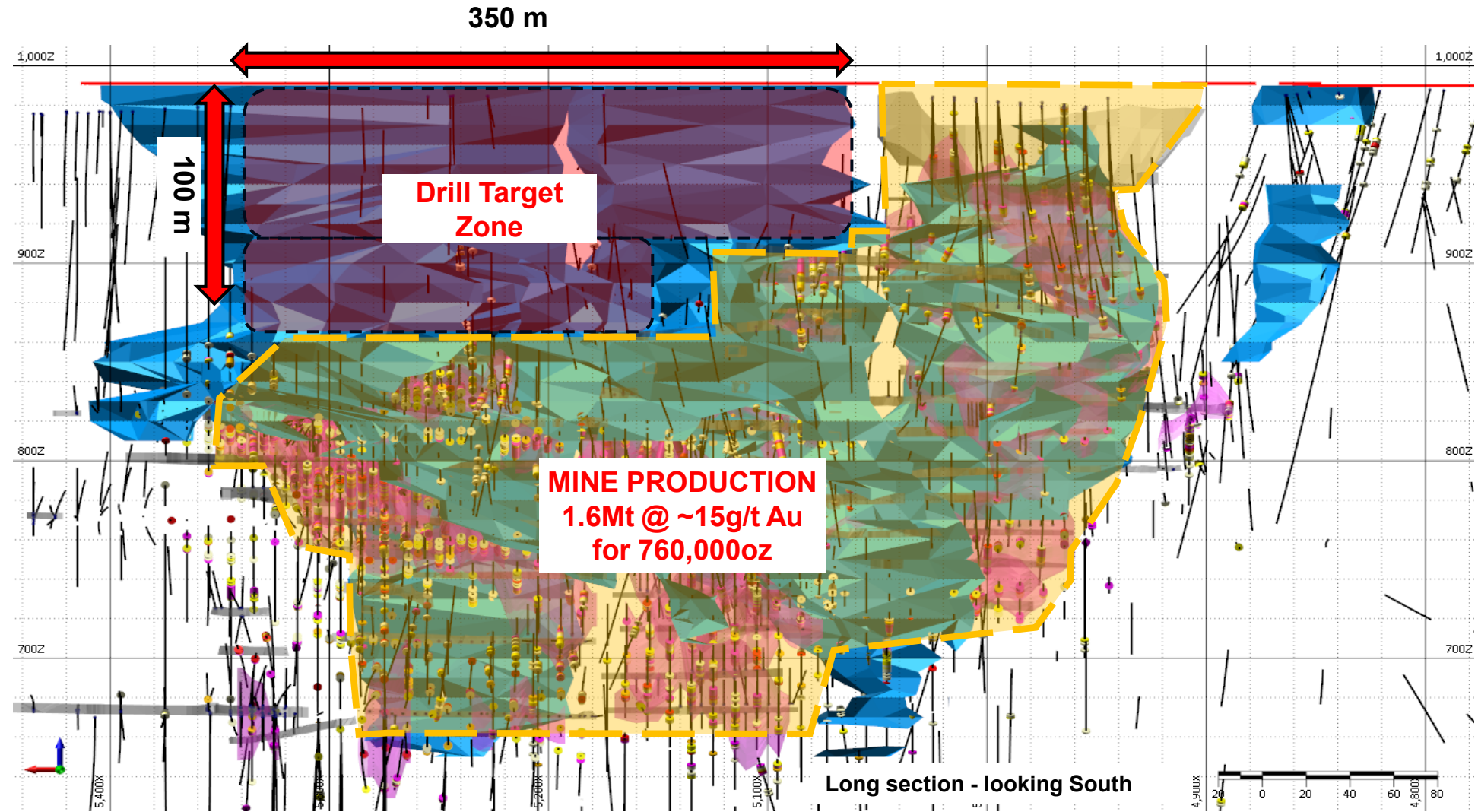
# Emmerson holds 1,800km<sup>2</sup> in the Tennant Creek





# White Devil – Significant Upside Remains

- Shallow extension to the east was never tested due to infrastructure constraints and operational limitations
- 350m long extension remains poorly tested from surface to ~100m,
- Drilling to commence in the next two weeks
- Resource estimation underway – expected to be completed late November

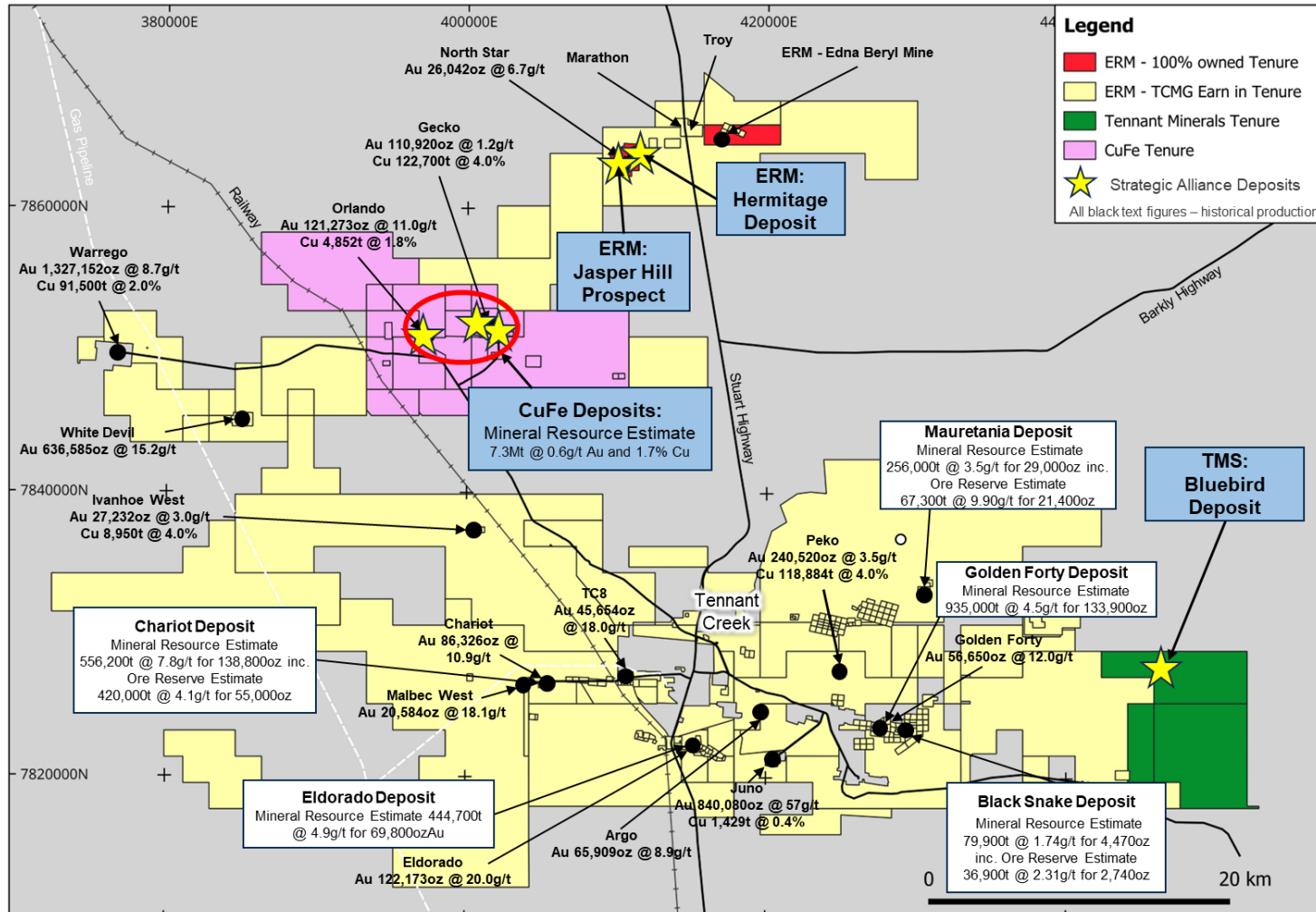


# White Devil – Significant Upside Remains



*Photo of White Devil during operations looking NW – highlighting infrastructure to the east of the pit*

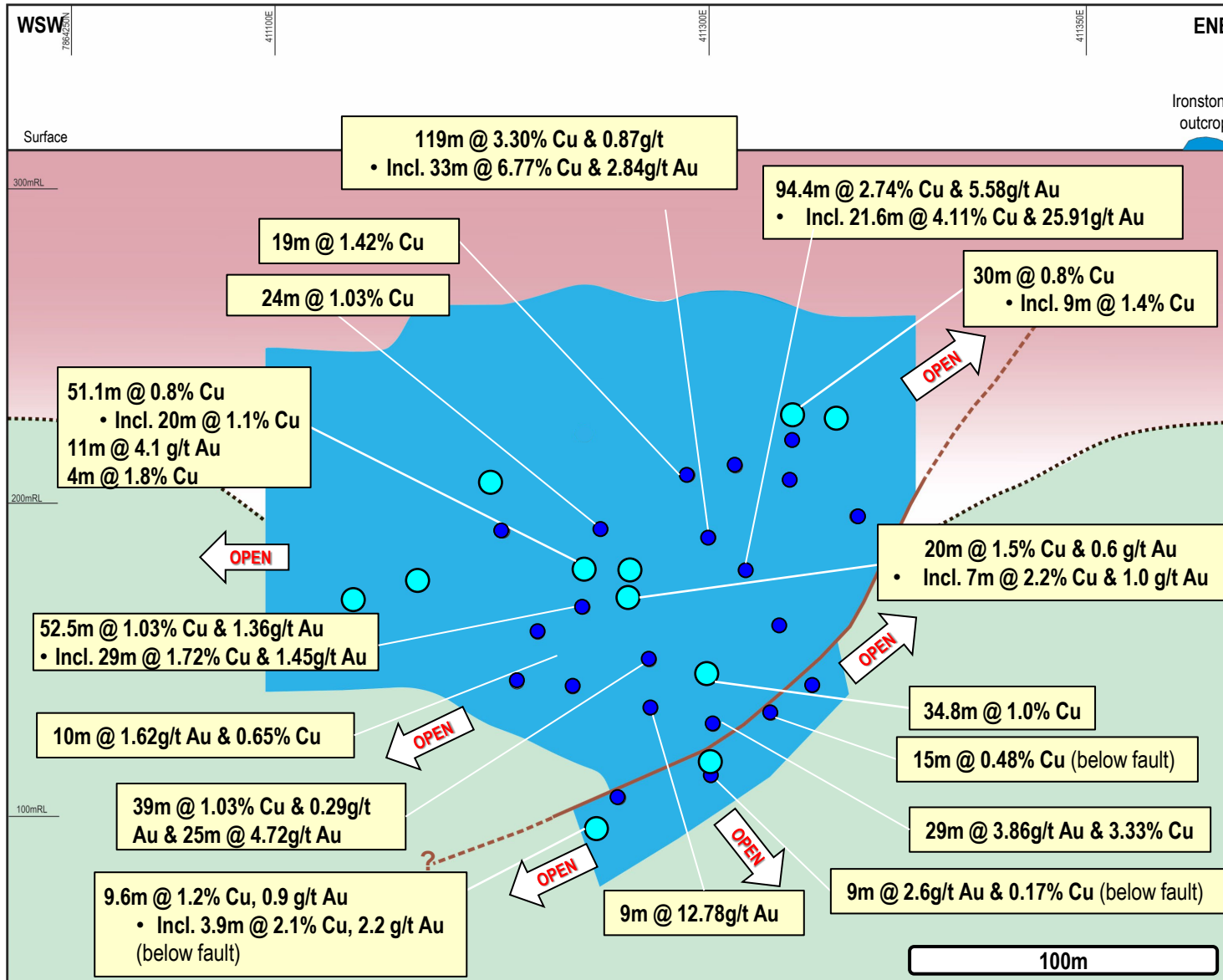
# Strategic Copper and Gold Alliance



Alliance with Tennant Minerals, CuFe and Emmerson provides a collaborative approach to development of our Copper and Gold Projects in Tennant Creek. The alliance aims to:

- Assess the development options including the viability of a single multi-user processing facility in the high-grade Tennant Creek region including:
  - The optimal processing plant configuration and location
  - Mine scheduling
  - Final products to be produced
  - Infrastructure requirements including workforce, travel, power, water, accommodation, transportation, logistics, services and supply of reagents
  - Environmental requirements and considerations including permits and approvals
  - General logistics
- Scoping Study underway – PFS to follow

# Hermitage Project (100% ERM) | A High-Grade Cu & Au Opportunity



- High-grade copper, gold, cobalt and bismuth deposit
- Typical Tennant Creek ironstone-hosted deposit
- Significant drill intersections include:
  - **119m @ 3.30% copper and 0.87g/t gold**
  - **94.4m @ 2.74% copper and 5.58g/t gold**
  - **29m @ 3.33% copper and 3.86g/t gold**
  - **20m @ 1.50% copper and 0.6g/t gold**
  - **52.5m @ 1.03% copper and 1.36g/t gold**
- Deposit remains open laterally and at depth below a late-stage low angle fault
- Follow-up drilling planned for FY 2025
- Will form part of the Strategic Alliance development plans

# Summary



Unlocking value of High-Grade Copper and Gold deposits in Tennant Creek via Exploration and Mining JVs



Emerging royalty business – 6% Gross Production Royalty on Gold produced from Mining JV



Multiple exploration targets across JV and 100% owned projects



Well-funded with ~\$6m in exploration funding available (before Royalties)



Minimum Production payment of \$14.4 million by May 2026 at the current gold price



A Strategic Copper and Gold Alliance working Collaboratively investigating multi-user copper and gold processing facility



# Contact

**Mike Dunbar**  
Managing Director & CEO  
Emmerson Resources Limited

+61 8 9381 7838  
[mdunbar@emmersonresources.com.au](mailto:mdunbar@emmersonresources.com.au)  
[www.emmersonresources.com.au](http://www.emmersonresources.com.au)

**ASX: ERM**

# Mineral Resources

Deposit	Indicated Resources			Inferred Resources			Total Resources		
	Tonnes (t)	Gold Grade (g/t)	Ounces	Tonnes (t)	Gold Grade (g/t)	Ounces	Tonnes (t)	Gold Grade (g/t)	Ounces
<b>Chariot (OP)</b>	64,500	18.1	37,600	8,200	14.4	4,000	72,700	17.7	41,400
<b>Chariot (UG)</b>	344,600	7.0	77,000	138,900	4.6	20,400	483,500	6.3	97,400
<b>Mauretania</b>	159,000	4.8	25,000	97,000	1.4	4,000	256,000	3.5	29,000
<b>Black Snake</b>	50,900	2.1	3,500	29,000	1.1	1,000	79,900	1.7	4,500
<b>Golden Forty</b>	706,000	5.0	113,200	229,000	2.8	20,700	935,000	4.5	133,900
<b>Eldorado</b>	277,500	6.2	55,600	167,200	2.6	14,200	444,700	4.9	69,800
<b>TOTAL</b>	<b>1,602,800</b>	<b>6.1</b>	<b>312,000</b>	<b>669,200</b>	<b>3.0</b>	<b>64,600</b>	<b>2,272,000</b>	<b>5.2</b>	<b>376,600</b>

# Ore Reserves

Deposit	Proved Ore Reserves			Probable Ore Reserves			Total Reserves		
	Tonnes (t)	Gold Grade (g/t)	Ounces	Tonnes (t)	Gold Grade (g/t)	Ounces	Tonnes (t)	Gold Grade (g/t)	Ounces
<b>Chariot</b>	-	-	-	420,000	4.1	55,000	420,000	4.1	55,000
<b>Mauretania</b>	-	-	-	67,300	9.9	21,400	67,300	9.9	21,400
<b>Black Snake</b>	-	-	-	36,900	2.3	2,740	36,900	2.3	2,740
<b>TOTAL</b>	-	-	-	<b>524,000</b>	<b>4.7</b>	<b>79,140</b>	<b>524,000</b>	<b>4.7</b>	<b>79,140</b>