

Appendix 4D: Half Year Report

(ASX LISTING RULE 4.2A)

Company Name:	Kinatico Limited ('Kinatico' or the 'Company')
ABN:	25 111 728 842
Reporting Period:	Half-year ended 31 December 2024
Prior Corresponding Period:	Half-year ended 31 December 2023

Results for Announcement to the Market

In accordance with ASX Listing Rule 4.2A, attached is the Half-year Report (incorporating Appendix 4D) for the six months ended 31 December 2024, which was approved by a resolution of the Board of Directors on 25 February 2025. This information should be read in conjunction with the Kinatico Limited Financial Report for the half-year ended 31 December 2024.

The results of Kinatico Limited for the half-year ended 31 December 2024 are as follows:

	31 Dec 2024 \$	31 Dec 2023 \$	%	
Revenue from ordinary activities	15,600,621	14,342,511	9%	↑
Profit from ordinary activities after tax attributable to equity holders	416,347	357,254	17%	↑
Net profit after tax attributable to equity holders	416,347	357,254	17%	↑

Brief explanation of figures reported above

A review of the operations of the Company during the financial period is set out in the announcement attached to this Appendix 4D (Half-Year Report to the Australian Securities Exchange).

Dividends

No dividends have been paid or declared by the Company since the beginning of the current reporting period. No dividends were paid for the previous reporting period.

	31 Dec 2024 \$	31 Dec 2023 \$
Net Tangible Assets (\$)	7,225,609	6,759,823
Shares (No.)	418,591,984	418,591,984
Net Tangible Assets per Share (cents)	1.7	1.6

Profit / (loss) per share

	31 Dec 2024	31 Dec 2023
Basic profit per share (cents)	0.10	0.09
Diluted profit per share (cents)	0.10	0.09

Control gained over entities

Name of entity Kinatiko Compliance Pty Ltd
Date control gained 29 July 2024 ⁽ⁱ⁾

⁽ⁱ⁾ The entity is a wholly owned subsidiary of Kinatiko Limited and was incorporated on 29 July 2024.

Loss of control over entities

Not applicable

Details of associates and joint venture entities

Not applicable

Status of Review of Accounts

The financial statements contained in the Appendix 4D are based on the Interim Report 2025 which has been reviewed and attached to this document.

Attachment


Kinatiko Limited Interim Report for the half-year ended 31 December 2024



Ivan Gustavino

NON-EXECUTIVE CHAIRMAN

25 February 2025





Kinatico Limited Financial Report

FOR THE HALF YEAR ENDED 31 DECEMBER

2024



Recognition of country

Kinatiko acknowledges the Traditional Owners of the land on which we work throughout Australia and New Zealand. We recognise Aboriginal and Torres Strait Islander peoples' continuing connection to land, place, waters, and community.

Kinatiko recognises the unique role of Māori as Tangata Whenua and embraces Te Tiriti o Waitangi recognising Māori as tino rangatiratanga of Aotearoa/New Zealand while embracing the three guiding principles of the Treaty – Partnership, Participation, and Protection.

We pay our respects to their cultures, country, and elders past, present, and emerging and will endeavour to implement bicultural policies and practices that incorporate and value cultural concepts and values.



Contents

Company Directory	4
Directors' Report	5
Auditor's Independence Declaration	9
Consolidated Statement of Profit or Loss and Other Comprehensive Income	11
Consolidated Statement of Financial Position	12
Consolidated Statement of Cash Flows	13
Consolidated Statement of Changes in Equity	14
Notes to the Financial Statements	15
Directors' Declaration	20
Independent Auditor's Review Report	21

Company Directory



AUSTRALIAN COMPANY NUMBER

111 728 842

Kinatico Limited is a Public Company,
domiciled in Australia.

DIRECTORS

Ivan Gustavino	Non-Executive Chairman
Oliver Stewart	Non-Executive Director
Jonathan Birman	Non-Executive Director
Georg Chmiel	Non-Executive Director
George Cameron-Dow	Non-Executive Director (resigned 25 October 2024)

COMPANY SECRETARY

Craig Sharp

WEBSITE

www.kinatico.com

REGISTERED OFFICE

Level 4, 999 Hay Street,
Perth, WA, 6000 Australia
Telephone (+61) 8 9388 3000

SECURITIES QUOTED

Australian Securities Exchange (Code: KYP)

418,591,984	Ordinary Fully Paid Shares
7,750,000	Escrow Shares Tranche A
5,750,000	Escrow Shares Tranche B

SHARE REGISTRY

Automic Pty Ltd
Level 5/191 St Georges Terrace
Perth, WA, 6000 Australia

AUDITOR

RSM Australia Partners
Level 32, Exchange Tower,
2 The Esplanade
Perth, WA, 6000 Australia

SOLICITOR

Steinepreis Paganin
Level 14, QV1 Building
250 St Georges Terrace
Perth, WA, 6000 Australia

Directors' Report

● Our Solution

We simplify the complexity of organisational compliance with user-friendly SaaS solutions.

Know your people
(ASX: KYP)

● Our Purpose

Powering insights for better, safer workplaces.

● Our Vision

A world where data is trusted and respected, and organisations are freed to focus on opportunities.

● Our Mission

Our technology helps organisations know their people. While they focus on opportunities, we connect them to insights that lift their capability and mitigate risk.

● Our Values

The privacy of data is our highest priority

Our team's strength comes from everyone's individuality

Deliver the good and strive for the great

Gaps are opportunities to make a difference

The Directors of Kinatico Limited ("Kinatico" or "the Company") and its controlled entities ("the Group") are pleased to present their Directors' Report together with the interim consolidated financial statements of the Group for the half year ended 31 December 2024.



Board of Directors

Ivan Gustavino	Non-Executive Chairman
Oliver Stewart	Non-Executive Director
Jonathon Birman	Non-Executive Director
Georg Chmiel	Non-Executive Director
George Cameron-Dow	Non-Executive Director (resigned 25 October 2024)

Principal Activities

The principal activities of the Group during the reporting period were the provision of simplified compliance solutions provided through a Software-as-a-Service delivery model. The know your people solutions provided by Kinatico enable simplified compliance management and best-of-breed employment verification and screening, delivered across a diverse range of industries and geographic locations. During the reporting period, the Company offered a range of solutions that together allow organisations to monitor and manage compliance of their workforce with simplicity:

- Kinatico CVCheck™ is the preeminent brand for digital screening and credential verification services in Australia and New Zealand.
- Kinatico Compliance is Kinatico's cloud-based service for simplified workforce compliance management.
- OnCite™ is a native mobile application available in iOS and Android, that allows workers to manage their own compliance daily, control their own credentials, and share that information with trust through a closed, secure channel.
- Kinatico Enable provides workforce management and logistics software tailored for the resources sector.

Kinatico will shortly launch the next generation of simplified compliance software, including the next version of OnCite.

The Group's primary market is Australia and New Zealand.

Directors' Report

 **\$2.6m**

operating cash flow
(up 68% on pcp)

 **\$2.1m**

EBITDA
(up 10% on pcp)

 **\$9.9m**

cash and cash
equivalents
(increase of 8%
from 31 Dec 2023)

Operating and Financial Review

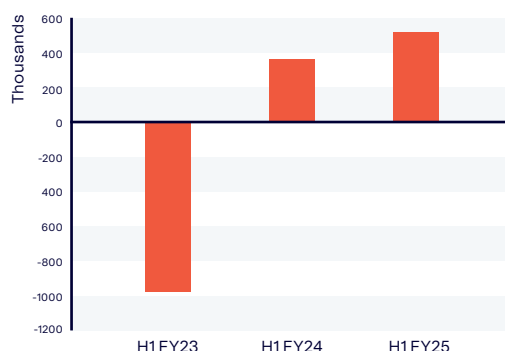
HIGHLIGHTS

The transformation of Kinatico Limited into a leader in simplified workforce compliance solutions has delivered record financial and operational performance in the first half of FY25, driving a 49% year-on-year increase in SaaS revenue to \$6.5 million, which now comprises 42% of Kinatico's total revenue (H1 FY24: 31%) and closed the half at a run rate of \$13.9m per annum.

For the half-year ended 31 December 2024, Kinatico reported total revenue of \$15.6 million, a 9% increase from the previous corresponding period (H1 FY24: \$14.3 million), and posted a net profit of \$416,347, a 17% improvement on the \$357,254 net profit in H1 FY24.

PROFIT AT HALF YEAR

H1 FY23	-978,864
H1 FY24	357,254
H1 FY25	416,347



Other key financial highlights include:

- EBITDA of \$2.1 million, a 10% increase from H1 FY24.
- Positive operating cash flow of \$2.6 million, up from \$1.5 million in H1 FY24.
- Continued investment in product development, with \$2.0 million capitalised in software enhancements.

CAPITALISATION AND PRODUCT DEVELOPMENT

Kinatico remains committed to transformation, investing \$2.0 million in capitalised software development during the half-year to advance its SaaS compliance solutions. This investment underscores the company's strategic focus on expanding its compliance capabilities beyond screening and verification to delivering simplicity in compliance.

As previously announced, Kinatico will shortly be releasing a next-generation software solution that will integrate real-time monitoring and automation to provide businesses with a seamless, end-to-end compliance solution. Whilst retaining Kinatico's market-leading screening capabilities, this product will redefine workforce compliance by simplifying credential management, automating workflows, and helping businesses and organisations remain ahead of regulatory changes.

This innovation will set a new industry standard for workforce compliance, making it easier for businesses to manage obligations while ensuring the integrity and security of worker data.

Directors' Report

 **\$15.6m**

total revenue
(up 9% on pcip)

 **\$26.3m**

net assets
(up 2% on pcip)

 **132k**

net increase in cash
and cash equivalents

Operating and Financial Review CONTINUED

KEY BALANCE SHEET MOVEMENTS

- Kinatico maintained a strong financial position, ending the period with \$9.9 million in cash and cash equivalents (30 June 2024: \$9.8 million).
- Total assets increased to \$33.4 million (30 June 2024: \$32.8 million), supported by growth in intangible assets due to continued investment in SaaS offerings.
- Net assets grew to \$26.3 million (30 June 2024: \$25.7 million).
- Current assets increased to \$13.1 million (30 June 2024: \$12.7m).
- Liabilities remained stable at \$7.1 million (30 June 2024: \$7.1m).
- Investment in intangible assets rose to \$14.4 million (30 June 2024: \$14.0m), demonstrating Kinatico's ongoing commitment to delivering leading compliance solutions.

OPERATIONAL HIGHLIGHTS AND OUTLOOK

Kinatico continued expanding its market presence, securing key customers in sectors the Company has identified as facing increasing regulatory compliance requirements; namely energy, healthcare, aged care, disability care, and education. The Company's compliance solutions are becoming integral to workforce management, with new enterprise customers adopting lifecycle compliance solutions.

Kinatico's successful transition to a provider of SaaS solutions is yielding long-term benefits, reducing revenue volatility and enhancing customer retention. The company's strategic focus on analytics and automation has positioned it as a trusted partner in workforce compliance management.

Kinatico remains well-positioned for continued growth, with a strong sales pipeline and increasing adoption of lifecycle compliance solutions. By delivering simplicity and efficiency to assist our customers to meet their obligations, Kinatico has insulated itself from the ravages of the wider economic cycle.

Into the second half of FY25 and beyond, the company will continue investing in technology to enhance its compliance management platform while maintaining disciplined financial execution.

Kinatico's transformation into a SaaS-driven compliance leader is well underway, and the company remains focused on delivering sustainable growth and long-term value for shareholders.

Directors' Report



\$6.5m

SaaS revenue
(up 49% on pcip)



\$416k

net profit
(up 17% on pcip)



**0.10
cents**

earnings per share
(up 11% on pcip)

Dividends

The Company did not pay any dividends during the period. The Directors do not recommend the payment of a dividend in respect of the half-year.

Significant Changes in the State of Affairs

There were no significant changes in the state of affairs of the Group during the financial half-year.

Rounding of Amounts

The Company is of a kind referred to in Corporations Instrument 2016/191, issued by the Australian Securities and Investments Commission, relating to 'rounding-off'. Amounts in this report have been rounded off in accordance with that Corporations Instrument to the nearest dollar.

Auditor's Independence Declaration

A copy of the auditor's independence declaration as required under section 307C of the Corporations Act 2001 is set out immediately after this Directors' Report.

This Report is made in accordance with a resolution of Directors, pursuant to Section 306(3)(a) of the Corporations Act 2001.

On behalf of the directors



Ivan Gustavino

NON-EXECUTIVE CHAIRMAN

25 February 2025



Auditor's Independence Declaration



RSM Australia Partners

Level 32 Exchange Tower,
2 The Esplanade Perth WA 6000
GPO Box R1253 Perth WA 6844

T +61 (0) 8 9261 9100

www.rsm.com.au

AUDITOR'S INDEPENDENCE DECLARATION

As lead auditor for the review of the financial report of Kinatico Limited for the half-year ended 31 December 2024, I declare that, to the best of my knowledge and belief, there have been no contraventions of:

- (i) the auditor independence requirements of the *Corporations Act 2001* in relation to the review; and
- (ii) any applicable code of professional conduct in relation to the review.



RSM AUSTRALIA



AIK KONG TING
Partner

Perth, WA
Dated: 25 February 2025

THE POWER OF BEING UNDERSTOOD
ASSURANCE | TAX | CONSULTING

RSM Australia Partners is a member of the RSM network and trades as RSM. RSM is the trading name used by the members of the RSM network. Each member of the RSM network is an independent accounting and consulting firm which practices in its own right. The RSM network is not itself a separate legal entity in any jurisdiction.
RSM Australia Partners ABN 36 965 185 036
Liability limited by a scheme approved under Professional Standards Legislation



Interim Consolidated Statement of Profit or Loss and Other Comprehensive Income

FOR THE HALF YEAR ENDED 31 DECEMBER 2024

	Note	31 Dec 2024 \$	31 Dec 2023 \$
Revenue	4	15,600,621	14,342,511
Interest and other income		200,270	195,339
Expenses			
External direct costs		(5,604,688)	(4,625,726)
Director and employee benefits		(5,078,252)	(5,147,831)
Depreciation and amortisation expense		(1,799,991)	(1,638,399)
Advertising and marketing expense		(1,006,004)	(1,061,252)
Information and technology expense		(785,926)	(746,539)
Consultants and contractors expense		(332,279)	(378,357)
Share based payments expense		(184,038)	(21,955)
Insurance expense		(219,111)	(167,120)
Occupancy expense		(103,920)	(84,268)
Other expenses		(249,777)	(256,499)
Profit before income tax for the period		436,905	409,904
Income tax expense		(20,558)	(52,650)
Profit after income tax for the period		416,347	357,254
Other comprehensive income			
<i>Items that may be reclassified subsequently to profit or loss</i>			
Exchange differences arising on translation of foreign operations		(5,617)	3,007
Other comprehensive (loss) / profit for the period (net of tax)		(5,617)	3,007
Total comprehensive profit for the period attributable to equity holders of the Parent Entity		410,730	360,261
Earnings per share attributable to equity holders of the Parent Entity:			
Basic earnings per Share (cents)		0.10	0.09
Dilluted earnings per Share (cents)		0.10	0.09

The accompanying notes form part of these financial statements.

Interim Consolidated Statement of Financial Position

AS AT 31 DECEMBER 2024

	Note	31 Dec 2024 \$	30 June 2024 \$
CURRENT ASSETS			
Cash and cash equivalents		9,877,965	9,752,262
Trade and other receivables		2,560,084	2,556,575
Other current assets		654,630	369,103
Total Current Assets		13,092,679	12,677,940
NON CURRENT ASSETS			
Plant and equipment		909,566	1,116,902
Intangible assets - goodwill		4,669,730	4,669,730
Intangible assets - others		14,410,845	14,011,991
Deferred tax asset		20,075	14,933
Others - security deposit		320,100	320,100
Total Non Current Assets		20,330,316	20,133,656
TOTAL ASSETS		33,422,995	32,811,596
CURRENT LIABILITIES			
Trade and other payables		4,023,651	3,872,931
Provision for employee benefits		1,006,613	1,155,029
Contract liabilities		1,146,941	924,036
Current lease liability		392,097	404,264
Income tax liability		8,386	12,555
Total Current Liabilities		6,577,688	6,368,815
NON CURRENT LIABILITIES			
Non-current lease liability		519,048	711,290
Total Non Current Liabilities		519,048	711,290
TOTAL LIABILITIES		7,096,736	7,080,105
NET ASSETS		26,326,259	25,731,491
EQUITY			
Issued capital	5	46,537,770	46,537,770
Reserves		1,682,139	1,503,718
Accumulated losses		(21,893,650)	(22,309,997)
TOTAL EQUITY		26,326,259	25,731,491

The accompanying notes form part of these financial statements.

Interim Consolidated Statement of Cash Flows

FOR THE HALF YEAR ENDED 31 DECEMBER 2024

	31 Dec 2024 \$	31 Dec 2023 \$
Cash flows from operating activities		
Receipts from customers	17,470,805	15,535,365
Payments to suppliers and employees	(15,016,798)	(14,055,236)
Finance costs paid	(37,342)	(41,440)
Interest received	194,729	196,638
Income tax paid	(29,653)	(101,263)
Net cash flow from operating activities	2,581,741	1,534,064
Cash flows from investing activities		
Payments for purchases of plant and equipment	(31,626)	(15,281)
Payments for intangible assets	(1,959,297)	(1,583,349)
Net cash used in investing activities	(1,990,923)	(1,598,630)
Cash flows from financing activities		
Share buyback	-	(120,226)
Repayment for lease liabilities	(204,409)	(188,313)
Repayment of business insurance premiums	(254,458)	(151,794)
Net cash used in financing activities	(458,867)	(460,333)
Net increase / (decrease) in cash and cash equivalents	131,951	(524,899)
Cash and cash equivalents at the beginning of the period	9,752,262	9,629,066
Effects of exchange rate changes on the balance of cash held in foreign currencies	(6,248)	4,570
Cash and cash equivalents at the end of the period	9,877,965	9,108,737

The accompanying notes form part of these financial statements.

Interim Consolidated Statement of Changes in Equity

FOR THE HALF YEAR ENDED 31 DECEMBER 2024

	Issued Capital \$	Share Based Payment Reserve \$	Foreign Currency Translation Reserve \$	Accumulated Losses \$	Total \$
Balance at 1 July 2023	46,657,996	1,335,001	(38,442)	(23,090,720)	24,863,835
Profit for the period	-	-	-	357,254	357,254
Exchange differences on translation of foreign operations	-	-	3,007	-	3,007
Total comprehensive profit for the period	-	-	3,007	357,254	360,261
Transactions with owners in their capacity as owners:					
Share buyback	(120,226)	-	-	-	(120,226)
Share based payments	-	21,955	-	-	21,955
Balance at 31 December 2023	46,537,770	1,356,956	(35,435)	(22,733,466)	25,125,825
Balance at 1 July 2024	46,537,770	1,552,127	(48,409)	(22,309,997)	25,731,491
Profit for the period	-	-	-	416,347	416,347
Exchange differences on translation of foreign operations	-	-	(5,617)	-	(5,617)
Total comprehensive profit for the period	-	-	(5,617)	416,347	410,730
Transactions with owners in their capacity as owners:					
Share based payments	-	184,038	-	-	184,038
Balance at 31 December 2024	46,537,770	1,736,165	(54,026)	(21,893,650)	26,326,259

The accompanying notes form part of these financial statements.

Notes to the Interim Consolidated Financial Statements

FOR THE HALF YEAR ENDED 31 DECEMBER 2024

NOTE 1. COMPANY INFORMATION

The interim consolidated financial statements of Kinatico Limited and its subsidiaries (collectively, 'the Group') for the half year ended 31 December 2024 were authorised for issue in accordance with a resolution of the directors on 25 February 2025.

Kinatico Limited ('the Company') is a for profit company, limited by shares, incorporated, and domiciled in Australia whose shares are publicly traded on the Australian Securities Exchange.

The Group's principal activity for the half year ended 31 December 2024 consisted of the provision of know your people services, comprising SaaS-based workforce management and compliance technology systems complemented by screening and verification services.

NOTE 2. GENERAL INFORMATION AND BASIS OF PREPARATION

a. Statement of compliance

The interim consolidated financial statements for the half year ended 31 December 2024 have been prepared in accordance with AASB 134 Interim Financial Reporting and the Corporations Act 2001, as appropriate for for-profit oriented entities. Compliance with AASB 134 ensures compliance with International Financial Reporting Standard IAS 34 'Interim Financial Reporting'.

The interim consolidated financial statements do not include all the information and disclosures required in the annual financial statements and should be read in conjunction with the Group's annual consolidated financial statements for the year ended 30 June 2024 and any public announcements made by the Group during the interim reporting period in accordance with the continuous disclosure requirements of the Corporations Act 2001.

b. Material accounting policies

The accounting policies applied in these financial statements are consistent with those applied by the Group in the 30 June 2024 consolidated financial statements, except as disclosed in note 2(c).

Certain new accounting standards and interpretations have been published that are not mandatory for the 31 December 2024 half year reporting period and have not been applied in these financial statements.

c. New and amended standard adopted by the Group

The Group has adopted all the new or amended Accounting Standards and Interpretations issued by the Australian Accounting Standards Board ('AASB') that are mandatory for the current reporting period and were relevant to the Group. The adoption of the new and amended accounting standards and interpretations had no material impact on the Group. Any new or amended Accounting Standards or Interpretations that are not yet mandatory have not been adopted early.

d. Critical accounting estimates and judgements

When preparing the Interim Financial Statements, management undertakes a number of judgements, estimates and assumptions about recognition and measurement of assets, liabilities, income and expenses. The actual results may differ from the judgements, estimates and assumptions made by management, and will seldom equal the estimated results.

The judgements, estimates and assumptions applied in the Interim Financial Statements, including the key sources of estimation uncertainty, were the same as those applied in the Group's last annual financial statements for the year ended 30 June 2024.

Notes to the Interim Consolidated Financial Statements

FOR THE HALF YEAR ENDED 31 DECEMBER 2024

NOTE 3. SEGMENT INFORMATION

The Group is organised into two operating segments based on geographical locations consisting of Australia and New Zealand. These operating segments are based on the internal reports that are reviewed and used by the Board of Directors who are identified as the Chief Operating Decision Makers ('CODM') in assessing performance and in determining the allocation of resources.

Performance is measured based on segment operating profit. The accounting policies adopted for internal reporting to the CODM are consistent with those adopted in the financial statements.

The information is reported to the CODM monthly.

	Australia \$	New Zealand \$	Elimination \$	Total \$
For the half-year ended 31 December 2024				
Revenue	14,338,551	1,262,070	-	15,600,621
EBITDA	1,509,959	581,940	-	2,091,899
Depreciation and amortisation expense	(1,767,629)	(32,362)	-	(1,799,991)
Interest income	232,628	3,968	(36,326)	200,270
Interest expense	(32,354)	(40,506)	36,326	(36,534)
Other non-operating income / (expense)	414,860	(433,599)	-	(18,739)
Profit before income tax	357,464	79,441	-	436,905
Income tax expense	-	(20,558)	-	(20,558)
Profit after income tax	357,464	58,883	-	416,347

31 December 2024

Assets

Segment assets	32,352,325	2,433,755	(1,363,085)	33,422,995
Total assets	32,352,325	2,433,755	(1,363,085)	33,422,995

31 December 2024

Liabilities

Segment liabilities	6,776,089	1,683,730	(1,363,083)	7,096,736
Total Liabilities	6,776,089	1,683,730	(1,363,083)	7,096,736

Notes to the Interim Consolidated Financial Statements

FOR THE HALF YEAR ENDED 31 DECEMBER 2024

NOTE 3. SEGMENT INFORMATION CONTINUED

	Australia \$	New Zealand \$	Elimination \$	Total \$
For the half-year ended 31 December 2023				
Revenue	12,816,235	1,526,276	-	14,342,511
EBITDA	1,083,464	816,093	-	1,899,557
Depreciation and amortisation expense	(1,604,811)	(33,588)	-	(1,638,399)
Interest income	232,059	9,830	(55,890)	185,999
Interest expense	(38,587)	(57,999)	55,890	(40,696)
Other non-operating income / (expense)	499,457	(488,629)	(7,385)	3,443
Profit / (loss) before income tax	171,582	245,707	(7,385)	409,904
Income tax benefit	-	(52,650)	-	(52,650)
Profit / (loss) after income tax	171,582	193,057	(7,385)	357,254

30 June 2024

Assets

Segment assets	31,824,263	2,004,672	(1,017,339)	32,811,596
Total assets	31,824,263	2,004,672	(1,017,339)	32,811,596

30 June 2024

Liabilities

Segment liabilities	6,745,115	1,352,327	(1,017,337)	7,080,105
Total Liabilities	6,745,115	1,352,327	(1,017,337)	7,080,105

Notes to the Interim Consolidated Financial Statements

FOR THE HALF YEAR ENDED 31 DECEMBER 2024

NOTE 4. REVENUE

	For the half year ended 31 December	
	2024	2023
	\$	\$
Type of service		
Transactional		
Criminal record and history checks	7,389,746	7,673,124
Other checks	1,698,147	2,289,506
	9,087,893	9,962,630
Software as a Service	6,512,728	4,379,881
Total revenue	15,600,621	14,342,511
Geographical markets		
Australia	14,338,551	12,816,235
New Zealand	1,262,070	1,526,276
Total revenue	15,600,621	14,342,511
Timing of revenue		
Services rendered at a point in time	11,811,108	10,664,734
Services rendered over time	3,789,513	3,677,777
Total revenue	15,600,621	14,342,511

NOTE 5. ISSUED CAPITAL

	31 December 2024		30 June 2024	
	No of shares	\$	No of shares.	\$
At beginning of the year	418,591,984	46,537,770	419,652,724	46,657,996
Transactions during the year:				
Share buyback	-	-	(1,060,740)	(120,226)
At end of the year	418,591,984	46,537,770	418,591,984	46,537,770

During the prior year, 1,060,740 shares were bought back for a total consideration of \$120,226. All shares bought back were cancelled.

Notes to the Interim Consolidated Financial Statements

FOR THE HALF YEAR ENDED 31 DECEMBER 2024

NOTE 6. COMMITMENTS AND CONTINGENCIES

a. Commitments

There are no capital commitments as of 31 December 2024 (30 June 2024: NIL).

b. Contingent assets

There are no contingent assets as of 31 December 2024 (30 June 2024: NIL).

c. Contingent liabilities

The group has given bank guarantees as at 31 December 2024 of \$320,100 (30 June 2024: \$320,100).

NOTE 7. EVENTS AFTER THE REPORTING DATE

There are no other matter or circumstance has arisen since 31 December 2024 that significantly affected, or may significantly affect, the state of affairs or operations of the Group in future financial periods.

NOTE 8. DIVIDENDS

There were no dividends declared for the half year ended 31 December 2024 (2023: NIL).

NOTE 9. SUBSIDIARIES

The following list contains the particulars of all the subsidiaries of Kinatico Limited.

	Equity Holding			
	Country of Incorporation	Class of Shares	31-Dec 2024	30-Jun 2024
CV Check (NZ) Ltd	New Zealand	Ordinary	100%	100%
Kinatico Compliance Pty Ltd ⁽ⁱ⁾	Australia	Ordinary	100%	-
Credentials Management Information Systems Pty Ltd	Australia	Ordinary	100%	100%
CI6 Pty Ltd	Australia	Ordinary	100%	100%
Bright People Technologies Pty Ltd	Australia	Ordinary	100%	100%
FIFO 360 Pty Ltd	Australia	Ordinary	100%	100%

⁽ⁱ⁾ This is a subsidiary of Kinatico Limited and was established in July 2024 in Australia.

Directors' Declaration

In the directors' opinion:

- the attached financial statements and notes comply with the Corporations Act 2001, Australian Accounting Standard AASB 134 'Interim Financial Reporting', the Corporations Regulations 2001 and other mandatory professional reporting requirements;
- the attached financial statements and notes give a true and fair view of the Group's financial position as at 31 December 2024 and of its performance for the financial half-year ended on that date; and
- there are reasonable grounds to believe that the company will be able to pay its debts as and when they become due and payable.

Signed in accordance with a resolution of directors made pursuant to section 303(5)(a) of the Corporations Act 2001.

On behalf of the directors




Ivan Gustavino

NON-EXECUTIVE CHAIRMAN

25 February 2025



Independent Auditor's Review Report



 Kinatico

INDEPENDENT AUDITOR'S REVIEW REPORT

To the Members of KINATICO LIMITED

Report on the Half-Year Financial Report

Conclusion

We have reviewed the accompanying half-year financial report of Kinatico Limited (the Company) which comprises the consolidated statement of financial position as at 31 December 2024, the consolidated statement of profit or loss and other comprehensive income, the consolidated statement of changes in equity and the consolidated statement of cash flows for the half-year ended on that date, notes comprising material accounting policy information and other explanatory information, and the directors' declaration of the Consolidated Entity comprising the Company and the entities it controlled at the half-year end or from time to time during the half-year.

Based on our review, which is not an audit, we have not become aware of any matter that makes us believe that the half-year financial report of Kinatico Limited is not in accordance with the *Corporations Act 2001* including:

- (a) giving a true and fair view of the Consolidated Entity's financial position as at 31 December 2024 and of its performance for the half-year ended on that date; and
- (b) complying with Accounting Standard AASB 134 *Interim Financial Reporting* and *Corporations Regulations 2001*.

Basis for Conclusion

We conducted our review in accordance with ASRE 2410 *Review of a Financial Report Performed by the Independent Auditor of the Entity*. Our responsibilities are further described in the Auditor's Responsibilities for the Review of the Financial Report section of our report. We are independent of the Company in accordance with the auditor independence requirements of the *Corporations Act 2001* and the ethical requirements of the Accounting Professional and Ethical Standards Board's APES 110 Code of Ethics for Professional Accountants (including Independence Standards) (the Code) that are relevant to our audit of the annual financial report in Australia. We have also fulfilled our other ethical responsibilities in accordance with the Code.

We confirm that the independence declaration required by the *Corporations Act 2001*, which has been given to the directors of Kinatico Limited, would be in the same terms if given to the directors as at the time of this auditor's review report.

THE POWER OF BEING UNDERSTOOD

ASSURANCE | TAX | CONSULTING

Directors' Responsibility for the Half-Year Financial Report

The directors of Kinatico Limited are responsible for the preparation of the half-year financial report that gives a true and fair view in accordance with Australian Accounting Standards and the *Corporations Act 2001* and for such internal control as the directors determine is necessary to enable the preparation of the half-year financial report that is free from material misstatement, whether due to fraud or error.

Auditor's Responsibility for the Review of the Financial Report

Our responsibility is to express a conclusion on the half-year financial report based on our review. We conducted our review in accordance with Auditing Standard on Review Engagements ASRE 2410 *Review of a Financial Report Performed by the Independent Auditor of the Entity*, in order to state whether, on the basis of the procedures described, we have become aware of any matter that makes us believe that the half-year financial report is not in accordance with the *Corporations Act 2001* including: giving a true and fair view of the Consolidated Entity's financial position as at 31 December 2024 and its performance for the half-year ended on that date; and complying with Accounting Standard AASB 134 *Interim Financial Reporting* and the *Corporations Regulations 2001*.

A review of a half-year financial report consists of making enquiries, primarily of persons responsible for financial and accounting matters, and applying analytical and other review procedures. A review is substantially less in scope than an audit conducted in accordance with Australian Auditing Standards and consequently does not enable us to obtain assurance that we would become aware of all significant matters that might be identified in an audit. Accordingly, we do not express an audit opinion.


RSM AUSTRALIA


AIK KONG TING
Partner

Perth, WA
Dated: 25 February 2025

